




Sub Junior Girls Slalom Results

| | Name | Country | Categ. | Round 1 | Round 2 | Pts | Overall |
|---|--------------|---|--------|---------|---------|------|---------|
| 1 | Duncan Zohie | AUS  | -14 F | 1.85 | 0.00 | 0.00 | 1000.00 |




Sub Junior Boys Slalom Results

| | Name | Country | Categ. | Round 1 | Round 2 | Pts | Overall |
|---|-------------|---|--------|---------|---------|------|---------|
| 1 | Duncan Toby | AUS  | -14 M | 7.43 | 7.63 | 7.63 | 1000.00 |


Junior Boys Slalom Results

| | Name | Country | Categ. | Round 1 | Round 2 | Pts | Overall |
|---|------------|---|--------|---------|---------|-------|---------|
| 1 | Bryce Cody | AUS  | Jun M | 13.00 | 12.00 | 12.00 | 1000.00 |


Open 1 Men Slalom Results

| | Name | Country | Categ. | Round 1 | Round 2 | Pts | Overall |
|---|-----------------|---|--------|---------|---------|-------|---------|
| 1 | Fyfe Mitchell | AUS  | Op1 M | 9.10 | 10.30 | 10.30 | 887.93 |
| 2 | Keleher Michael | AUS  | Op1 M | 11.60 | 8.80 | 8.80 | 1000.00 |
| 3 | Marrinan Chris | AUS  | Op1 M | 10.45 | 0.00 | 0.00 | 900.86 |


Open 2 Women Slalom Results

| | Name | Country | Categ. | Round 1 | Round 2 | Pts | Overall |
|---|--------------|---|--------|---------|---------|------|---------|
| 1 | Bryce Teagan | AUS  | Op2 F | 3.55 | 3.60 | 3.60 | 1000.00 |



Open 3 Men Slalom Results

| | Name | Country | Categ. | Round 1 | Round 2 | Pts | Overall |
|---|------------|---|--------|---------|---------|------|---------|
| 1 | Blank Jeff | AUS  | Op3 M | 2.05 | 0.00 | 0.00 | 1000.00 |


Veteran 1 Men Slalom Results

| | Name | Country | Categ. | Round 1 | Round 2 | Pts | Overall |
|---|-------------|---|--------|---------|---------|------|---------|
| 1 | Knight John | AUS  | Ve1 M | 3.05 | 1.95 | 1.95 | 1000.00 |

Veteran Men Slalom Results


| | Name | Country | Categ. | Round 1 | Round 2 | Pts | Overall |
|---|-------------|---|--------|---------|---------|------|---------|
| 1 | Bryce Paul | AUS  | Vet M | 3.83 | 4.00 | 4.00 | 617.28 |
| 2 | Flack Brett | AUS  | Vet M | 6.48 | 0.00 | 0.00 | 1000.00 |

Sub Junior Girls Tricks Results


| | Name | Country | Categ. | Round 1 | Round 2 | Pts | Overall |
|---|--------------|---|--------|---------|---------|-----|---------|
| 1 | Duncan Zohie | AUS  | -14 F | 520 | 320 | 320 | 1000.00 |

Sub Junior Boys Tricks Results


| | Name | Country | Categ. | Round 1 | Round 2 | Pts | Overall |
|--|------|---------|--------|---------|---------|-----|---------|
|--|------|---------|--------|---------|---------|-----|---------|

| | Name | Country | Categ. | Round 1 | Round 2 | Pts | Overall |
|---|-------------|---|--------|---------|---------|------|---------|
| 1 | Duncan Toby | AUS  | -14 M | 850 | 1060 | 1060 | 1000.00 |


Junior Boys Tricks Results

| | Name | Country | Categ. | Round 1 | Round 2 | Pts | Overall |
|---|------------|---|--------|---------|---------|------|---------|
| 1 | Bryce Cody | AUS  | Jun M | 3170 | 1900 | 1900 | 1000.00 |




Open 2 Women Tricks Results

| | Name | Country | Categ. | Round 1 | Round 2 | Pts | Overall |
|---|--------------|---|--------|---------|---------|-----|---------|
| 1 | Bryce Teagan | AUS  | Op2 F | 590 | 500 | 500 | 1000.00 |



Open 3 Men Tricks Results

| | Name | Country | Categ. | Round 1 | Round 2 | Pts | Overall |
|---|------------|---|--------|---------|---------|-----|---------|
| 1 | Blank Jeff | AUS  | Op3 M | 0 | 0 | 0 | |


Open 1 Men Tricks Results

| | Name | Country | Categ. | Round 1 | Round 2 | Pts | Overall |
|---|-----------------|--|--------|---------|---------|------|---------|
| 1 | Keleher Michael | AUS  | Op1 M | 1780 | 2160 | 2160 | 1000.00 |
| 2 | Fyfe Mitchell | AUS  | Op1 M | 1910 | 1960 | 1960 | 907.41 |
| 3 | Marrinan Chris | AUS  | Op1 M | 0 | 0 | 0 | |


Veteran Men Tricks Results

| | Name | Country | Categ. | Round 1 | Round 2 | Pts | Overall |
|---|-------------|---|--------|---------|---------|-----|---------|
| 1 | Bryce Paul | AUS  | Vet M | 360 | 300 | 300 | 1000.00 |
| 2 | Flack Brett | AUS  | Vet M | 0 | 0 | 0 | |


Veteran 1 Men Tricks Results

| | Name | Country | Categ. | Round 1 | Round 2 | Pts | Overall |
|---|-------------|---|--------|---------|---------|-----|---------|
| 1 | Knight John | AUS  | Ve1 M | 360 | 540 | 540 | 1000.00 |

Sub Junior Girls Overall Results

| | Name | Country | Categ. | Slalom | Tricks | Jump | Overall |
|---|--------------|---|--------|---------|---------|------|---------|
| 1 | Duncan Zohie | AUS  | -14 F | 1000.00 | 1000.00 | | 2000.00 |


Sub Junior Boys Overall Results

| | Name | Country | Categ. | Slalom | Tricks | Jump | Overall |
|---|-------------|---|--------|---------|---------|------|---------|
| 1 | Duncan Toby | AUS  | -14 M | 1000.00 | 1000.00 | | 2000.00 |


Junior Boys Overall Results

| | Name | Country | Categ. | Slalom | Tricks | Jump | Overall |
|---|------------|---|--------|---------|---------|------|---------|
| 1 | Bryce Cody | AUS  | Jun M | 1000.00 | 1000.00 | | 2000.00 |




Open 2 Women Overall Results

| | Name | Country | Categ. | Slalom | Tricks | Jump | Overall |
|---|--------------|---|--------|---------|---------|------|---------|
| 1 | Bryce Teagan | AUS  | Op2 F | 1000.00 | 1000.00 | | 2000.00 |



Open 3 Men Overall Results

| | Name | Country | Categ. | Slalom | Tricks | Jump | Overall |
|---|------------|---|--------|---------|--------|------|---------|
| 1 | Blank Jeff | AUS  | Op3 M | 1000.00 | | | 1000.00 |


Open 1 Men Overall Results

| | Name | Country | Categ. | Slalom | Tricks | Jump | Overall |
|---|-----------------|---|--------|---------|---------|------|---------|
| 1 | Keleher Michael | AUS  | Op1 M | 1000.00 | 1000.00 | | 2000.00 |
| 2 | Fyfe Mitchell | AUS  | Op1 M | 887.93 | 907.41 | | 1795.34 |
| 3 | Marrinan Chris | AUS  | Op1 M | 900.86 | | | 900.86 |

Veteran Men Overall Results

| | Name | Country | Categ. | Slalom | Tricks | Jump | Overall |
|---|-------------|---|--------|---------|---------|------|---------|
| 1 | Bryce Paul | AUS  | Vet M | 617.28 | 1000.00 | | 1617.28 |
| 2 | Flack Brett | AUS  | Vet M | 1000.00 | | | 1000.00 |

Veteran 1 Men Overall Results

| | Name | Country | Categ. | Slalom | Tricks | Jump | Overall |
|---|-------------|---|--------|---------|---------|------|---------|
| 1 | Knight John | AUS  | Ve1 M | 1000.00 | 1000.00 | | 2000.00 |