






FINAL

7.8.2010 - 8.8.2010

Havirov








Junior Girls under 15 Slalom Results

Homologation: Ranking List

	Name	Country	Categ.	Preliminary	Final	Overall
1	Splichalova Andrea	CZE 	-15 F	4,50/46	5,50/46	536,36
2	Borikova Karin	SVK 	-15 F	2,00/46	4,00/46	509,09
3	Molenda Magdalena	POL 	-15 F	4,00/43	3,50/40	400,00
4	Cseploova Veronika	SVK 	-15 F	1,00/55/14.25	4,50/34	1000,00
5	Balanova Pavlina	CZE 	-15 F	5,00/34	3,00/34	90,91









Junior Boys under 15 Slalom Results

Homologation: Ranking List

	Name	Country	Categ.	Preliminary	Final	Overall
1	Hynek Radovan	SVK 	-15 M	4,00/58/18.25	1,00/58/14.25	1000,00
2	Bauer Felix	AUT 	-15 M	4,00/52	3,00/55/18.25	709,09
3	Zawadzki Erwin	POL 	-15 M	4,00/52	2,00/55/18.25	690,91
4	Boisnard Loic	NED 	-15 M	2,50/49	3,00/52	600,00
5	Lazár Peter	SVK 	-15 M	2,50/52	5,00/49	590,91
6	Gogola Wojciech	POL 	-15 M	5,00/46		418,18
7	Kerpicsar Juraj	SVK 	-15 M	3,25/37		59,09












Junior Girls under 19 Slalom Results

Homologation: Ranking List

	Name	Country	Preliminary	Final	Overall
1	Schall Nadine	AUT 	2,00/55/13.00	1,00/55/13.00	1000,00 10
2	Starková Rebeka	CZE 	5,00/52	5,00/52	661,29 9
3	Klementova Bara	CZE 	4,50/52	4,50/52	653,23 8
4	Tomanova Katerina	CZE 	3,25/52	4,50/52	653,23 7
5	Povolna Petra	CZE 	5,00/52	4,50/49	661,29 6
6	Rutkowska Malgorzata	POL 	5,25/49		568,55 5
7	Gogola Aleksandra	POL 	4,00/46		451,61 4
8	Van De Crommert Linda	NED 	5,25/40		84,68 3

Junior Boys under 19 Slalom Results

Homologation: Ranking List

	Name	Country	Preliminary	Final	Overall
1	Borysewicz Kamil	POL 	0,50/58/13.00	1,00/58/13.00	968,25 10
2	Vasko Alexander	SVK 	3,00/58/13.00	0,00/58/13.00	1000,00 9
3	Szász Jakub	SVK 	3,00/58/13.00	5,00/58/14.25	1000,00 8
4	Brezovsky Peter	SVK 	3,00/58/13.00	2,00/58/14.25	1000,00 7
5	Swietek Pavel	POL 	2,50/55/18.25	1,50/55/18.25	611,11 6
6	Vojnic Tomislav-Martin	AUT 	4,00/58/18.25		730,16 5
7	Loudil Marek	CZE 	5,00/52		555,56 4
7	Ulanowicz Olaf	POL 	5,00/52		555,56 4
9	Chladek Ondrej	CZE 	5,50/43		87,30 2
10	Haider Michael	AUT 	4,50/43		71,43 1
11	Chladek Lukas	CZE 	4,25/43		67,46






FINAL

7.8.2010 - 8.8.2010

Havirov

















Open Ladies Slalom Results

Homologation: Ranking List

	Name	Country		Preliminary	Final	Overall	
1	Schall Bianca	AUT		1,00/55/12.00	1,00/55/12.00	1000,00	10
2	Rabchun Aliaksandra	BLR		1,00/55/12.00	0,50/55/12.00	1000,00	9
3	Mos Anna	POL		4,50/55/14.25	2,50/55/14.25	873,13	8
4	Pavelkova Pavla	SVK		5,00/55/18.25	1,00/55/14.25	820,90	7
5	Gogola Anna	POL		1,00/52	3,00/49	552,24	6








Open Men Slalom Results

Homologation: Ranking List

	Name	Country		Preliminary	Final	Overall	
1	Hladik Robert	SVK		3,00/58/13.00	3,00/58/12.00	1000,00	10
2	Papakul Nikita	BLR		2,00/58/12.00	2,00/58/12.00	985,51	9
3	Hribik Miroslav	SVK		4,00/58/14.25	1,00/58/12.00	971,01	8
4	Miketa Jan	CZE		5,00/58/13.00	0,50/58/12.00	963,77	7
5	Bernatowicz Krzysztof	POL		5,50/58/18.25	4,00/58/13.00	927,54	6
6	Dovnar Alexei	BLR		5,00/58/14.25	2,00/58/14.25	855,07	5
7	Pieczonka Bartosz	POL		1,50/58/16.00	4,25/58/18.25	717,39	4
8	Resl Daniel	CZE		2,00/58/14.25		811,59	3
9	Nonn Vladimír	CZE		4,00/58/18.25		666,67	2
9	Serzhanin Ivan	BLR		4,00/58/18.25		666,67	2
11	Hugues Piotr	POL		3,00/58/18.25		652,17	
12	Kwapien Mariusz	POL		5,50/52		79,71	
13	Bushyn Siarhei	BLR		5,00/52		72,46	
13	Polidor Ales	CZE		5,00/52		72,46	
13	Rutkowski Jakub	POL		5,00/52		72,46	
16	Galinowski Jan	POL		4,00/52		57,97	








Junior Girls under 15 Tricks Results

Homologation: Ranking List

	Name	Country		Categ.	Preliminary	Final	Overall
1	Cseploova Veronika	SVK		-15 F	1970	2170	1000,00
2	Borikova Karin	SVK		-15 F	1160	1350	622,12
3	Splichalova Andrea	CZE		-15 F	1950	980	898,62
4	Molenda Magdalena	POL		-15 F	240	500	230,41
5	Splichalova Denisa	CZE		-15 F	320	320	147,47
6	Balonova Pavlina	CZE		-15 F	80		36,87
7	Skyvova Marcela	CZE		-15 F	40		18,43

Junior Boys under 15 Tricks Results

Homologation: Ranking List

	Name	Country		Categ.	Preliminary	Final	Overall
1	Hynek Radovan	SVK		-15 M	4260	4010	1000,00
2	Kerpcsar Juraj	SVK		-15 M	2990	3190	748,83
3	Gogola Wojciech	POL		-15 M	2250	2610	612,68
4	Zawadzki Erwin	POL		-15 M	1340	1460	342,72
5	Boisnard Loic	NED		-15 M	1070	1180	277,00
6	Lazár Peter	SVK		-15 M	730		171,36
7	Skyva Petr	CZE		-15 M	20		4,69









FINAL

7.8.2010 - 8.8.2010

Havirov











Junior Girls under 19 Tricks Results

Homologation: Ranking List

	Name	Country		Preliminary	Final	Overall	
1	Povolna Petra	CZE		6740	6690	1000,00	10
2	Klementova Bara	CZE		3540	4120	611,28	9
3	Starková Rebeka	CZE		4550	4110	675,07	8
4	Schall Nadine	AUT		2520	2530	375,37	7
5	Van De Crommert Linda	NED		2510	2310	372,40	6
6	Tomanova Katerina	CZE		2480		367,95	5
7	Gogola Aleksandra	POL		1670		247,77	4
8	Rutkowska Malgorzata	POL		1490		221,07	3







Junior Boys under 19 Tricks Results

Homologation: Ranking List

	Name	Country		Preliminary	Final	Overall	
1	Vasko Alexander	SVK		8480	8940	1000,00	10
2	Szász Jakub	SVK		4660	6020	673,38	9
3	Swietek Pavel	POL		6440	5680	720,36	8
4	Brezovsky Peter	SVK		3580	2880	400,45	7
5	Chladek Lukas	CZE		3850	2320	430,65	6
6	Borysewicz Kamil	POL		2470		276,29	5
7	Loudil Marek	CZE		2130		238,26	4
8	Ulanowicz Olaf	POL		1770		197,99	3
9	Haider Michael	AUT		570		63,76	2
10	Chladek Ondrej	CZE		540		60,40	1

Open Ladies Tricks Results

Homologation: Ranking List

	Name	Country		Preliminary	Final	Overall	
1	Begun Anna	BLR		4900	8410	1000,00	10
2	Mos Anna	POL		7520	7980	948,87	9
3	Rabchun Aliaksandra	BLR		5060	6220	739,60	8
4	Schall Bianca	AUT		2840	3350	398,34	7
5	Gogola Anna	POL		3580	1750	425,68	6
6	Pavelkova Pavla	SVK		2350		279,43	5
















FINAL

7.8.2010 - 8.8.2010

Havirov

Open Men Tricks Results

Homologation: Ranking List

	Name	Country		Preliminary	Final	Overall	
1	Papakul Nikita	BLR		10760	11510	1000,00	10
2	Serzhanin Ivan	BLR		9210	8750	800,17	9
3	Hribik Miroslav	SVK		7810	8330	723,72	8
4	Bushyn Siarhei	BLR		9980	8020	867,07	7
5	Nonn Vladimír	CZE		6510	7270	631,62	6
6	Bernatowicz Krzysztof	POL		7580	5210	658,56	5
7	Pieczonka Bartosz	POL		5210	4550	452,65	4
8	Miketa Jan	CZE		5530		480,45	3
9	Galinowski Jan	POL		2870		249,35	2
10	Resl Daniel	CZE		1880		163,34	1
11	Kwapien Mariusz	POL		1860		161,60	
12	Rutkowski Jakub	POL		1570		136,40	
13	Polidor Ales	CZE		1140		99,04	
14	Hugues Piotr	POL		1130		98,18	
15	Dovnar Alexei	BLR		0			







Junior Girls under 15 Jump Results

Homologation: Ranking List

	Name	Country		Categ.	Preliminary	Final	Overall
1	Cseploova Veronika	SVK		-15 F	24,8m	26,2m	1000,00
2	Molenda Magdalena	POL		-15 F	13,8m	14,7m	401,04
3	Splichalova Andrea	CZE		-15 F	12,2m	13,0m	312,50









Junior Boys under 15 Jump Results

Homologation: Ranking List

	Name	Country		Categ.	Preliminary	Final	Overall
1	Zawadzki Erwin	POL		-15 M	30,5m	30,0m	1000,00
2	Gogola Wojciech	POL		-15 M	23,1m	26,2m	790,24
3	Kerpcsar Juraj	SVK		-15 M	18,4m	22,3m	600,00
4	Boisnard Loic	NED		-15 M	18,4m	20,0m	487,80
5	Hynek Radovan	SVK		-15 M	27,9m	0,0m	873,17
6	Pilny Lukas	CZE		-15 M	16,4m		312,20

Junior Girls under 19 Jump Results

Homologation: Ranking List

	Name	Country		Preliminary	Final	Overall	
1	Povolna Petra	CZE		33,7m	34,0m	1000,00	10
2	Schall Nadine	AUT		32,8m	33,3m	974,07	9
3	Starková Rebeka	CZE		27,0m	27,5m	759,26	8
4	Van De Crommert Linda	NED		22,3m	23,1m	596,30	7
5	Rutkowska Malgorzata	POL		28,7m		803,70	6
6	Tomanova Katerina	CZE		19,8m		474,07	5
7	Klementova Bara	CZE		18,9m		440,74	4
8	Gogola Aleksandra	POL		15,2m		303,70	3










FINAL

7.8.2010 - 8.8.2010

Havirov






Junior Boys under 19 Jump Results

Homologation: Ranking List

	Name	Country		Preliminary	Final	Overall	
1	Vasko Alexander	SVK		42,1m	43,3m	1000,00	10
2	Borysewicz Kamil	POL		43,0m	42,7m	990,99	9
3	Chladek Lukas	CZE		38,6m	41,4m	942,94	8
4	Szász Jakub	SVK		40,9m	40,7m	927,93	7
5	Brezovsky Peter	SVK		37,9m	35,7m	837,84	6
6	Loudil Marek	CZE		35,7m		771,77	5
7	Ulanowicz Olaf	POL		31,9m		657,66	4
8	Swietek Pavel	POL		30,6m		618,62	3
9	Chladek Ondrej	CZE		12,5m		75,08	2
















Open Ladies Jump Results

Homologation: Ranking List

	Name	Country		Preliminary	Final	Overall	
1	Rabchun Aliaksandra	BLR		37,3m	38,6m	1000,00	10
2	Schall Bianca	AUT		34,5m	36,3m	927,22	9
3	Gogola Anna	POL		28,4m	29,5m	712,03	8
4	Mos Anna	POL		25,0m	27,1m	636,08	7
5	Pavelkova Pavla	SVK		22,8m	23,2m	512,66	6

Open Men Jump Results

Homologation: Ranking List

	Name	Country		Preliminary	Final	Overall	
1	Bernatowicz Krzysztof	POL		52,8m	57,6m	1000,00	10
2	Papakul Nikita	BLR		50,2m	54,3m	930,67	9
3	Bushyn Siarhei	BLR		47,9m	53,6m	915,97	8
4	Hugues Piotr	POL		49,2m	51,6m	873,95	7
5	Galinowski Jan	POL		45,9m	51,6m	873,95	6
6	Dovnar Alexei	BLR		49,7m	49,2m	834,03	5
7	Hribik Miroslav	SVK		49,7m	48,5m	834,03	4
8	Resl Daniel	CZE		49,2m		823,53	3
9	Rutkowski Jakub	POL		44,1m		716,39	2
10	Serzhanin Ivan	BLR		43,1m		695,38	1
11	Pieczonka Bartosz	POL		42,6m		684,87	
12	Nonn Vladimír	CZE		39,0m		609,24	
13	Miketa Jan	CZE		38,2m		592,44	
14	Gibala Marian	CZE		21,0m		231,09	
15	Polidor Ales	CZE		0,0m			

Junior Girls under 15 Overall Results






	Name	Country		Categ.	Slalom	Tricks	Jump	Overall
1	Cseploova Veronika	SVK		-15 F	1000,00	1000,00	1000,00	3000,00
2	Splichalova Andrea	CZE		-15 F	536,36	898,62	312,50	1747,48
3	Molenda Magdalena	POL		-15 F	400,00	230,41	401,04	1031,45

FINAL









7.8.2010 - 8.8.2010

Havírov










Junior Boys under 15 Overall Results

	Name	Country	Categ.	Slalom	Tricks	Jump	Overall
1	Hynek Radovan	SVK 	-15 M	1000,00	1000,00	873,17	2873,17
2	Zawadzki Erwin	POL 	-15 M	690,91	342,72	1000,00	2033,63
3	Gogola Wojciech	POL 	-15 M	418,18	612,68	790,24	1821,10
4	Kerpcsar Juraj	SVK 	-15 M	59,09	748,83	600,00	1407,92
5	Boisnard Loic	NED 	-15 M	600,00	277,00	487,80	1364,80


Junior Girls under 19 Overall Results

	Name	Country	Categ.	Slalom	Tricks	Jump	Overall
1	Povolna Petra	CZE 	-19 F	661,29	1000,00	1000,00	2661,29
2	Schall Nadine	AUT 	-19 F	1000,00	375,37	974,07	2349,44
3	Starková Rebeka	CZE 	-19 F	661,29	675,07	759,26	2095,62
4	Klementova Bara	CZE 	-19 F	653,23	611,28	440,74	1705,25
5	Rutkowska Malgorzata	POL 	-19 F	568,55	221,07	803,70	1593,32
6	Tomanova Katerina	CZE 	-19 F	653,23	367,95	474,07	1495,25
7	Van De Crommert Linda	NED 	-19 F	84,68	372,40	596,30	1053,38
8	Gogola Aleksandra	POL 	-19 F	451,61	247,77	303,70	1003,08















Junior Boys under 19 Overall Results

	Name	Country	Categ.	Slalom	Tricks	Jump	Overall
1	Vasko Alexander	SVK 	-19 M	1000,00	1000,00	1000,00	3000,00
2	Szász Jakub	SVK 	-19 M	1000,00	673,38	927,93	2601,31
3	Brezovsky Peter	SVK 	-19 M	1000,00	400,45	837,84	2238,29
4	Borysewicz Kamil	POL 	-19 M	968,25	276,29	990,99	2235,53
5	Swietek Pavel	POL 	-19 M	611,11	720,36	618,62	1950,09
6	Loudil Marek	CZE 	-19 M	555,56	238,26	771,77	1565,59
7	Chladek Lukas	CZE 	-19 M	67,46	430,65	942,94	1441,05
8	Ulanowicz Olaf	POL 	-19 M	555,56	197,99	657,66	1411,21
9	Chladek Ondrej	CZE 	-19 M	87,30	60,40	75,08	222,78

Open Ladies Overall Results

	Name	Country	Categ.	Slalom	Tricks	Jump	Overall
1	Rabchun Aliaksandra	BLR 	Ope F	1000,00	739,60	1000,00	2739,60
2	Mos Anna	POL 	Ope F	873,13	948,87	636,08	2458,08
3	Schall Bianca	AUT 	Ope F	1000,00	398,34	927,22	2325,56
4	Gogola Anna	POL 	Ope F	552,24	425,68	712,03	1689,95
5	Pavelkova Pavla	SVK 	Ope F	820,90	279,43	512,66	1612,99

Open Men Overall Results

	Name	Country	Categ.	Slalom	Tricks	Jump	Overall
1	Papakul Nikita	BLR 	Ope M	985,51	1000,00	930,67	2916,18
2	Bernatowicz Krzysztof	POL 	Ope M	927,54	658,56	1000,00	2586,10
3	Hribik Miroslav	SVK 	Ope M	971,01	723,72	834,03	2528,76
4	Serzhanin Ivan	BLR 	Ope M	666,67	800,17	695,38	2162,22
5	Miketa Jan	CZE 	Ope M	963,77	480,45	592,44	2036,66
6	Nonn Vladimír	CZE 	Ope M	666,67	631,62	609,24	1907,53
7	Bushyn Siarhei	BLR 	Ope M	72,46	867,07	915,97	1855,50
8	Pieczonka Bartosz	POL 	Ope M	717,39	452,65	684,87	1854,91
9	Resl Daniel	CZE 	Ope M	811,59	163,34	823,53	1798,46
10	Dovnar Alexei	BLR 	Ope M	855,07		834,03	1689,10
11	Hugues Piotr	POL 	Ope M	652,17	98,18	873,95	1624,30
12	Galinowski Jan	POL 	Ope M	57,97	249,35	873,95	1181,27
13	Rutkowski Jakub	POL 	Ope M	72,46	136,40	716,39	925,25
14	Polidor Ales	CZE 	Ope M	72,46	99,04		171,50

Chief Judge
Vladimir Procka

Homologator
Jacek Zasepa

Scorer
Jan Veit