

















Junior Girls under 15 Slalom Results

Homologation: World record

	Name	Country	Categ.	Preliminary	Final	Overall
1	Hvozdzeva Sofia	BLR 	-15 F	5,00/55/16.00	4,00/55/14.25	945,45
2	Hannes Cassandra	GER 	-15 F	1,00/55/13.00	2,50/55/14.25	1000,00
3	Belskaya Maryia	BLR 	-15 F	5,00/55/16.00	3,50/55/16.00	854,55
4	Kozelskaya Mariya	BLR 	-15 F	5,00/55/16.00	3,00/55/16.00	854,55
4	Pokorna Ella	SVK 	-15 F	5,00/55/16.00	3,00/55/16.00	854,55
6	Misailova Krystyna	UKR 	-15 F	4,50/55/16.00		845,45
7	Csokasova Zuzana	SVK 	-15 F	4,00/52		618,18













Junior Boys under 15 Slalom Results

Homologation: World record

	Name	Country	Categ.	Preliminary	Final	Overall
1	Zambory Tobias	SVK 	-15 M	2,00/58/13.00	3,00/58/13.00	1000,00
2	Hasch Marvin	GER 	-15 M	2,00/58/14.25	4,00/58/14.25	912,28
3	Straltsou Ilya	BLR 	-15 M	2,50/58/18.25 (Tiebreak: 5,00/58/18.25)	3,00/58/14.25	894,74
4	Mazurkivich Vasiliy	BLR 	-15 M	2,50/58/18.25 (Tiebreak: 5,50/58/18.25)	1,50/58/14.25	868,42
5	Wycisk Mateusz	POL 	-15 M	2,50/58/18.25 (Tiebreak: 4,00/58/18.25)	5,00/58/18.25	719,30
6	Vrazel Dominik	SVK 	-15 M	2,50/58/18.25 (Tiebreak: 1,50/58/18.25)		675,44
7	Armas Segovia Alejandro	ESP 	-15 M	5,00/43		87,72
7	Deymann Fabian	GER 	-15 M	5,00/43		87,72
9	Steenbakkens Maik	NED 	-15 M	3,25/43		57,02






















Junior Girls under 19 Slalom Results

Homologation: World record

	Name	Country	Categ.	Preliminary	Final	Overall
1	Trubskaya Valeryia	*BLR 	-19 F	2,00/55/12.00	4,00/55/12.00	1000,00
2	Borikova Karin	SVK 	-19 F	2,50/55/12.00	3,00/55/12.00	982,76
3	Kuzmenko Xeniya	UKR 	-19 F	3,00/55/13.00	2,00/55/13.00	879,31
4	Valuiskaya Lizaveta	BLR 	-19 F	2,00/55/13.00	2,00/55/13.00	862,07
5	Fedorova Lucia	SVK 	-19 F	0,50/55/13.00	1,00/55/13.00	844,83
6	Parkhomenka Alena	BLR 	-19 F	3,00/55/13.00	5,50/55/14.25	879,31
7	Polkowska Zuzanna	POL 	-19 F	2,50/55/14.25		767,24
8	Beamond Brooke	GBR 	-19 F	2,25/55/14.25		762,93
9	De Leijer Jasmijn	NED 	-19 F	4,00/55/18.25		586,21
10	Kuhryakova Irina	BLR 	-19 F	4,25/46		73,28
11	Hillenbrand Laura	GER 	-19 F	4,00/46		68,97
12	Shevtsova Yeva	UKR 	-19 F	1,00/46		17,24





Junior Boys under 19 Slalom Results

Homologation: World record

	Name	Country	Categ.	Preliminary	Final	Overall
1	Asher Roi	ISR 	-19 M	1,25/58/10.75	1,00/58/10.25	1000,00
2	Bodingbauer David	AUT 	-19 M	5,25/58/12.00	1,00/58/10.75	917,81
3	Astner Felix	GER 	-19 M	2,00/58/11.25	2,00/58/11.25 <small>(Tiebreak: 3,00/58/12.00)</small>	849,32
4	Saxa Samuel	SVK 	-19 M	2,00/58/11.25	2,00/58/11.25 <small>(Tiebreak: 3,00/58/12.00)</small>	849,32
5	Goldenberg Yahali	ISR 	-19 M	1,50/58/12.00	4,00/58/12.00 <small>(Tiebreak: 2,50/58/11.00)</small>	794,52
6	Asher Yuval	ISR 	-19 M	2,50/58/12.00	1,50/58/12.00	773,97
7	Fiala Philipp	AUT 	-19 M	4,25/58/12.00	5,00/58/13.00	797,95
8	Samovolik Ivan	UKR 	-19 M	1,00/58/12.00	2,00/58/13.00	753,42
9	Vasko Daniel	SVK 	-19 M	5,00/58/14.25	1,50/58/13.00	678,08
10	Lapkouski Kiryl	BLR 	-19 M	2,00/58/12.00	5,00/58/14.25	767,12
11	Siedlarski Jakub	POL 	-19 M	2,00/58/13.00	3,50/58/14.25	684,93
12	Zawadzki Konrad	POL 	-19 M	2,00/58/13.00		684,93
13	Nowakowski Jakub	POL 	-19 M	2,50/58/16.00		527,40
14	Meier Finn-Maximilian	GER 	-19 M	2,00/58/16.00		520,55
15	Oborski Konrad	POL 	-19 M	1,50/58/16.00		513,70
16	Kravchenko Glib	UKR 	-19 M	5,50/58/18.25		486,30
17	Melnik Stsiapan	BLR 	-19 M	5,00/58/18.25		479,45
18	Der Valentin	GER 	-19 M	3,00/58/18.25		452,05
19	Piatrenka Stefan	BLR 	-19 M	2,50/58/18.25		445,21
20	Potze Ernesto	NED 	-19 M	5,00/49		68,49
21	Klinge Tobias	GER 	-19 M	4,50/49		61,64
















Senior 1 Ladies Slalom Results

Homologation: World record

	Name	Country	Categ.	Preliminary	Final	Overall
1	Meier-Gromyko Julia	BLR 	Se1 F	2,50/55/13.00	1,00/55/12.00	1000,00
2	Pavlova Olga	BLR 	Se1 F	5,00/55/16.00	5,00/55/14.25	836,73
3	Segovia Leza Emma	ESP 	Se1 F	4,50/43	4,00/49	326,53
4	Wall Andrea	GER 	Se1 F	4,00/46	5,00/43	204,08








Senior 1 Men Slalom Results

Homologation: World record

	Name	Country	Categ.	Preliminary	Final	Overall
1	Moverman Moshe Alon	ISR 	Se1 M	2,00/55/11.25	3,00/55/11.25	1000,00
2	Jelonnek Thorsten	GER 	Se1 M	5,00/55/12.00	2,25/55/11.25	985,29
3	Erends Martin	NED 	Se1 M	1,25/55/13.00	1,50/55/11.25	970,59
4	Schnugg Roland	*GER 	Se1 M	4,50/55/12.00	3,00/55/12.00	911,76
5	Armas Langheinrich Daniel	ESP 	Se1 M	4,00/55/14.25	2,00/55/13.00	745,10
6	Usinger Jürgen	GER 	Se1 M	3,00/55/16.00	4,25/55/16.00	553,92
7	Saintviteux Yves	BEL 	Se1 M	5,00/55/18.25	4,00/55/16.00	549,02
8	Cherubini Apenela Piero	ESP 	Se1 M	0,50/55/16.00	2,00/52	480,39
9	De Leijer Joost	NED 	Se1 M	5,50/46		107,84
10	Graw Martin	GER 	Se1 M	5,00/46		98,04
10	Kobus Gerard	NED 	Se1 M	5,00/46		98,04
10	Schiewe Rolf	GER 	Se1 M	5,00/46		98,04
13	Beaumont Andrew	GBR 	Se1 M	4,00/46		78,43
14	Krenn Josef	AUT 	Se1 M	2,50/46		49,02
15	Mclean Scott	GBR 	Se1 M	1,25/46		24,51









Junior Girls under 15 Tricks Results

Homologation: World record

	Name	Country	Categ.	Preliminary	Final	Overall
1	Belskaya Maryia	BLR 	-15 F	6380	6370	899,86
2	Hvozdzeva Sofia	BLR 	-15 F	7090	6280	1000,00
3	Kozelskaya Mariya	BLR 	-15 F	5240	5920	834,98
4	Hannes Cassandra	GER 	-15 F	1280	1350	190,41
5	Csokasova Zuzana	SVK 	-15 F	1300	1300	183,36
6	Pokorna Ella	SVK 	-15 F	1030		145,28
7	Misailova Krystyna	UKR 	-15 F	900		126,94











Junior Boys under 15 Tricks Results

Homologation: World record

	Name	Country	Categ.	Preliminary	Final	Overall
1	Straltsou Ilya	BLR 	-15 M	5660	6100	1000,00
2	Hasch Marvin	GER 	-15 M	2780	4480	734,43
3	Mazurkivich Vasiliy	BLR 	-15 M	3380	4080	668,85
4	Wycisk Mateusz	POL 	-15 M	3330	3990	654,10
5	Zambory Tobias	SVK 	-15 M	3500	3560	583,61
6	Steenbakkens Maik	NED 	-15 M	1530		250,82
7	Deymann Fabian	GER 	-15 M	1300		213,11
8	Vrazel Dominik	SVK 	-15 M	410		67,21






















Junior Girls under 19 Tricks Results

Homologation: World record

	Name	Country	Categ.	Preliminary	Final	Overall
1	Valuiskaya Lizaveta	BLR 	-19 F	7160	7970	963,72
2	Parkhomenka Alena	BLR 	-19 F	7800	7960	962,52
3	Shevtsova Yeve	UKR 	-19 F	8270	7870	1000,00
4	Kuzmenko Xeniya	UKR 	-19 F	6710	7410	896,01
5	Khuhryakova Irina	BLR 	-19 F	7800	7010	943,17
6	Hillenbrand Laura	GER 	-19 F	4040		488,51
7	Borikova Karin	SVK 	-19 F	3510		424,43
8	Fedorova Lucia	SVK 	-19 F	3220		389,36
9	Polkowska Zuzanna	POL 	-19 F	2070		250,30
10	De Leijer Jasmijn	NED 	-19 F	1390		168,08



Junior Boys under 19 Tricks Results

Homologation: World record

	Name	Country	Categ.	Preliminary	Final	Overall
1	Lapkouski Kiryl	BLR 	-19 M	10130	9220	1000,00
2	Samovolik Ivan	UKR 	-19 M	8240	8370	826,26
3	Piatrenka Stefan	BLR 	-19 M	6730	7560	746,30
4	Melnik Stsiapan	BLR 	-19 M	5890	7030	693,98
5	Kravchenko Glib	UKR 	-19 M	7960	6040	785,78
6	Vasko Daniel	SVK 	-19 M	5610	5810	573,54
7	Astner Felix	GER 	-19 M	4680	4680	461,99
8	Asher Yuval	ISR 	-19 M	3270	4520	446,20
9	Meier Finn-Maximilian	GER 	-19 M	3240	4200	414,61
10	Bodingbauer David	AUT 	-19 M	3900	4160	410,66
11	Nowakowski Jakub	POL 	-19 M	3740	3630	369,20
12	Siedlarski Jakub	POL 	-19 M	5020	3170	495,56
13	Saxa Samuel	SVK 	-19 M	3170		312,93
14	Goldenberg Yahali	ISR 	-19 M	3100		306,02
15	Asher Roi	ISR 	-19 M	2770		273,45
16	Klinge Tobias	GER 	-19 M	2210		218,16
17	Der Valentin	GER 	-19 M	2100		207,31
18	Fiala Philipp	AUT 	-19 M	1410		139,19
19	Potze Ernesto	NED 	-19 M	600		59,23
20	Zawadzki Konrad	POL 	-19 M	500		49,36
21	Oborski Konrad	POL 	-19 M	380		37,51











Senior 1 Ladies Tricks Results

Homologation: World record

	Name	Country	Categ.	Preliminary	Final	Overall
1	Meier-Gromyko Julia	BLR 	Se1 F	8750	8510	1000,00
2	Pavlova Olga	BLR 	Se1 F	6980	7510	858,29







Senior 1 Men Tricks Results

Homologation: World record

	Name	Country	Categ.	Preliminary	Final	Overall
1	Saintviteux Yves	BEL 	Se1 M	3060	4700	1000,00
2	Graw Martin	GER 	Se1 M	2280	2750	585,11
3	Kobus Gerard	NED 	Se1 M	2630	2430	559,57
4	Armas Langheinrich Daniel	ESP 	Se1 M	2420	2260	514,89
5	Erends Martin	NED 	Se1 M	4530	1950	963,83
6	Gilboa Eliezer	ISR 	Se1 M	1970		419,15
7	Jelonnek Thorsten	GER 	Se1 M	1740		370,21
8	Schiewe Rolf	GER 	Se1 M	1090		231,91
9	Usinger Jürgen	GER 	Se1 M	990		210,64
10	De Leijer Joost	NED 	Se1 M	570		121,28









Junior Girls under 15 Jump Results

Homologation: World record

	Name	Country	Categ.	Preliminary	Final	Overall
1	Kozelskaya Mariya	BLR 	-15 F	32,1m	32,1m	993,81
2	Belskaya Maryia	BLR 	-15 F	32,3m	31,9m	1000,00
3	Hvozdzeva Sofia	BLR 	-15 F	29,5m	31,8m	984,52
4	Misailova Krystyna	UKR 	-15 F	29,5m	30,0m	928,79
5	Pokorna Ella	SVK 	-15 F	17,0m	20,6m	637,77
6	Csokasova Zuzana	SVK 	-15 F	16,2m		501,55









Junior Boys under 15 Jump Results

Homologation: World record

	Name	Country	Categ.	Preliminary	Final	Overall
1	Zambory Tobias	SVK 	-15 M	34,2m	40,2m	1000,00
2	Straltsou Ilya	BLR 	-15 M	35,6m	37,9m	942,79
3	Wycisk Mateusz	POL 	-15 M	37,7m	37,4m	937,81
4	Mazurkivich Vasiliy	BLR 	-15 M	35,1m	37,3m	927,86
5	Deymann Fabian	GER 	-15 M	29,9m	30,1m	748,76
6	Hasch Marvin	GER 	-15 M	27,4m		681,59
7	Vrazel Dominik	SVK 	-15 M	24,5m		609,45
8	Steenbakkers Maik	NED 	-15 M	22,4m		557,21




















Junior Girls under 19 Jump Results

Homologation: World record

	Name	Country	Categ.	Preliminary	Final	Overall
1	Valuiskaya Lizaveta	BLR 	-19 F	38,1m	39,3m	1000,00
2	Parkhomenka Alena	BLR 	-19 F	35,7m	38,9m	988,34
3	Kuhryakova Irina	BLR 	-19 F	34,0m	37,2m	938,78
4	Kuzmenko Xeniya	UKR 	-19 F	32,8m	35,1m	877,55
5	Borikova Karin	SVK 	-19 F	34,3m	32,5m	854,23
6	Polkowska Zuzanna	POL 	-19 F	32,6m		804,66
7	Hillenbrand Laura	GER 	-19 F	26,9m		638,48
8	De Leijer Jasmijn	NED 	-19 F	23,3m		533,53


Junior Boys under 19 Jump Results

Homologation: World record

	Name	Country	Categ.	Preliminary	Final	Overall
1	Zawadzki Konrad	POL 	-19 M	50,6m	52,7m	1000,00
2	Goldenberg Yahali	ISR 	-19 M	51,8m	50,8m	978,92
3	Piatrenka Stefan	BLR 	-19 M	43,6m	44,3m	803,28
4	Asher Yuval	ISR 	-19 M	43,6m	43,0m	786,89
5	Melnik Stsiapan	BLR 	-19 M	42,0m	43,0m	772,83
6	Meier Finn-Maximilian	GER 	-19 M	42,0m	42,7m	765,81
7	Samovolik Ivan	UKR 	-19 M	42,7m	42,6m	765,81
8	Siedlarski Jakub	POL 	-19 M	42,0m	42,4m	758,78
9	Vasko Daniel	SVK 	-19 M	44,7m	42,2m	812,65
10	Astner Felix	GER 	-19 M	41,4m	42,0m	749,41
11	Kravchenko Glib	UKR 	-19 M	41,1m		728,34
12	Lapkouski Kiryl	BLR 	-19 M	41,0m		726,00
13	Bodingbauer David	AUT 	-19 M	40,1m		704,92
14	Saxa Samuel	SVK 	-19 M	38,8m		674,47
15	Oborski Konrad	POL 	-19 M	37,1m		634,66
16	Nowakowski Jakub	POL 	-19 M	35,3m		592,51
17	Der Valentin	GER 	-19 M	27,1m		400,47
18	Potze Ernesto	NED 	-19 M	16,7m		156,91
19	Klinge Tobias	GER 	-19 M	0,00m		








Senior 1 Ladies Jump Results

Homologation: World record







	Name	Country	Categ.	Preliminary	Final	Overall
1	Pavlova Olga	BLR 	Se1 F	42,1m	39,3m	1000,00

Senior 1 Men Jump Results









Homologation: World record

	Name	Country	Categ.	Preliminary	Final	Overall
1	Graw Martin	GER 	Se1 M	34,5m	36,3m	1000,00
2	De Leijer Joost	NED 	Se1 M	29,5m	35,6m	973,38
3	Kobus Gerard	NED 	Se1 M	32,3m	35,0m	950,57
4	Saintviteux Yves	BEL 	Se1 M	32,9m	33,7m	901,14
5	Jelonnek Thorsten	GER 	Se1 M	23,2m		501,90
6	Erends Martin	NED 	Se1 M	22,0m		456,27
7	Usinger Jürgen	GER 	Se1 M	17,0m		266,16









Junior Girls under 15 Overall Results

	Name	Country	Categ.	Slalom	Tricks	Jump	Overall
1	Hvozdzeva Sofia	BLR 	-15 F	945,45	1000,00	984,52	2929,97
2	Belskaya Maryia	BLR 	-15 F	854,55	899,86	1000,00	2754,41
3	Kozelskaya Mariya	BLR 	-15 F	854,55	834,98	993,81	2683,34
4	Misailova Krystyna	UKR 	-15 F	845,45	126,94	928,79	1901,18
5	Pokorna Ella	SVK 	-15 F	854,55	145,28	637,77	1637,60
6	Csokasova Zuzana	SVK 	-15 F	618,18	183,36	501,55	1303,09




















Junior Boys under 15 Overall Results

	Name	Country	Categ.	Slalom	Tricks	Jump	Overall
1	Straltsou Ilya	BLR 	-15 M	894,74	1000,00	942,79	2837,53
2	Zambory Tobias	SVK 	-15 M	1000,00	583,61	1000,00	2583,61
3	Mazurkivich Vasily	BLR 	-15 M	868,42	668,85	927,86	2465,13
4	Hasch Marvin	GER 	-15 M	912,28	734,43	681,59	2328,30
5	Wycisk Mateusz	POL 	-15 M	719,30	654,10	937,81	2311,21
6	Vrazel Dominik	SVK 	-15 M	675,44	67,21	609,45	1352,10
7	Deymann Fabian	GER 	-15 M	87,72	213,11	748,76	1049,59
8	Steenbakkers Maik	NED 	-15 M	57,02	250,82	557,21	865,05


Junior Girls under 19 Overall Results

	Name	Country	Categ.	Slalom	Tricks	Jump	Overall
1	Parkhomenka Alena	BLR 	-19 F	879,31	962,52	988,34	2830,17
2	Valuiskaya Lizaveta	BLR 	-19 F	862,07	963,72	1000,00	2825,79
3	Kuzmenko Xeniya	UKR 	-19 F	879,31	896,01	877,55	2652,87
4	Borikova Karin	SVK 	-19 F	982,76	424,43	854,23	2261,42
5	Khuhryakova Irina	BLR 	-19 F	73,28	943,17	938,78	1955,23
6	Polkowska Zuzanna	POL 	-19 F	767,24	250,30	804,66	1822,20
7	De Leijer Jasmijn	NED 	-19 F	586,21	168,08	533,53	1287,82
8	Hillenbrand Laura	GER 	-19 F	68,97	488,51	638,48	1195,96








Junior Boys under 19 Overall Results

	Name	Country	Categ.	Slalom	Tricks	Jump	Overall
1	Lapkouski Kiryl	BLR 	-19 M	767,12	1000,00	726,00	2493,12
2	Samovolik Ivan	UKR 	-19 M	753,42	826,26	765,81	2345,49
3	Goldenberg Yahali	ISR 	-19 M	794,52	306,02	978,92	2079,46
4	Vasko Daniel	SVK 	-19 M	678,08	573,54	812,65	2064,27
5	Astner Felix	GER 	-19 M	849,32	461,99	749,41	2060,72
6	Bodingbauer David	AUT 	-19 M	917,81	410,66	704,92	2033,39
7	Asher Yuval	ISR 	-19 M	773,97	446,20	786,89	2007,06
8	Kravchenko Glib	UKR 	-19 M	486,30	785,78	728,34	2000,42
9	Piatrenka Stefan	BLR 	-19 M	445,21	746,30	803,28	1994,79
10	Melnik Stsiapan	BLR 	-19 M	479,45	693,98	772,83	1946,26
11	Siedlarski Jakub	POL 	-19 M	684,93	495,56	758,78	1939,27
12	Saxa Samuel	SVK 	-19 M	849,32	312,93	674,47	1836,72
13	Zawadzki Konrad	POL 	-19 M	684,93	49,36	1000,00	1734,29
14	Meier Finn-Maximilian	GER 	-19 M	520,55	414,61	765,81	1700,97
15	Nowakowski Jakub	POL 	-19 M	527,40	369,20	592,51	1489,11
16	Oborski Konrad	POL 	-19 M	513,70	37,51	634,66	1185,87
17	Der Valentin	GER 	-19 M	452,05	207,31	400,47	1059,83
18	Potze Ernesto	NED 	-19 M	68,49	59,23	156,91	284,63
19	Klinge Tobias	GER 	-19 M	61,64	218,16		279,80

Senior 1 Ladies Overall Results

	Name	Country	Categ.	Slalom	Tricks	Jump	Overall
1	Pavlova Olga	BLR 	Se1 F	836,73	858,29	1000,00	2695,02

Senior 1 Men Overall Results

	Name	Country	Categ.	Slalom	Tricks	Jump	Overall
1	Saintviteux Yves	BEL 	Se1 M	549,02	1000,00	901,14	2450,16
2	Erends Martin	NED 	Se1 M	970,59	963,83	456,27	2390,69
3	Jelonnek Thorsten	GER 	Se1 M	985,29	370,21	501,90	1857,40
4	Graw Martin	GER 	Se1 M	98,04	585,11	1000,00	1683,15
5	Kobus Gerard	NED 	Se1 M	98,04	559,57	950,57	1608,18
6	De Leijer Joost	NED 	Se1 M	107,84	121,28	973,38	1202,50
7	Usinger Jürgen	GER 	Se1 M	553,92	210,64	266,16	1030,72

Chief Judge
Marie-Anne Persoons

Homologator
Joost de Leijer

Scorer
Jan Veit