








Overall Juniors under 19 Team classification Team results

Country	Name	Categ.	Slalom	Tricks	Jump	Overall
1  Belarus			2601,77	2952,45	2837,35	8391,57
	(17) PARKHOMENKA. Alena*	-19 F	*805.31	*1000.00	*1000.00	
	(10) KHUHRYAKOVA. Irina*	-19 F	*796.46	487.71	*909.64	
	(18) TRUBSKAYA. Valervia*	-19 F	*1000.00	803.40	*927.71	
	(14) LETUN. Anna	-19 F	783.19	657.84	816.27	
	(13) LAPKOUSKI. Kiryl*	-19M	772.41	*1000.00	832.92	
	(16) MELNIK. Stsiaon*	-19M	565.52	*952.45	850.37	
2  Ukraine			2427,68	2216,39	2668,78	7312,85
	(59) SAMOVOLIK. Ivan*	-19M	*724.14	*864.78	*857.86	
	(56) KRAVCHENKO. Glib*	-19M	703.45	436.85	*895.26	
	(57) KUZMENKO. Xeniva*	-19 F	*920.35	*586.01	840.36	
	(58) MISAILOVA. Krystyna*	-19 F	*783.19		*915.66	
	(60) SHEVTSOVA. Yeva*	-19 F		*765.60		
3  Slovakia			2604,26	1917,61	2697,06	7218,93
	(53) SAXA. Samuel	-19M	682.76	411.59	556.11	
	(46) BORIKOVA. Karin*	-19 F	*929.20	*663.52	*891.57	
	(48) FEDOROVA. Lucia*	-19 F	*902.65	440.45		
	(54) VASKO. Daniel*	-19M	*772.41	*696.88	*917.71	
	(55) ZAMBORY. Tobias*	-19M	593.10	*557.21	*887.78	
4  Germany			2324,50	1500,29	2313,95	6138,74
	(28) HILLENBRAND. Laura*	-19 F	*814.16	*463.14	*650.60	
	(29) MEIER. Finn-Maximilian*	-19M	*737.93	*520.06	*785.54	
	(25) ASTNER. Felix*	-19M	*772.41	*517.09	*877.81	
5  Israël			1827,59	1151,56	1852,87	4832,02
	(38) GOLDENBERG. Yahali*	-19M	*68.97	*497.77	*1000.00	
	(34) ASHER. Yuval*	-19M	*758.62	*653.79	*852.87	
	(33) ASHER. Roi*	-19M	*1000.00			
6  Austria			1612,58	476,97	725,69	2815,24
	(1) BODINGBAUER. David*	-19M	*924.14	*476.97	*725.69	
	(2) FIALA. Philipp*	-19M	*68.97			
	(3) GASSNER. Miriam*	-19 F	*619.47			
7  Poland			627,59	653,79	783,04	2064,42
	(43) SIEDLARSKI. Jakub*	-19M	*627.59	*653.79	*783.04	

Chief Judge
PERSOONS, Marie-Ann

Homologator
TALAMO, Nigel

Scorer
LANGROCK, Ulf