



































Under 21 Ladies Slalom Results

Homologation: World record

Bib	Name	Country	Categ.	Preliminary Round	Final Round	Overall
1	(25) Arthur Nicole	*GBR 	-21 F	0,50/55/10.75	1,50/55/10.75	887,76
2	(8) Welter Claire Lise	*FRA 	-21 F	1,50/55/11.25	2,00/55/11.25	775,51
3	(78) Franc Ambre	*FRA 	-21 F	5,00/55/12.00	2,00/55/11.25	775,51
4	(67) De Medrano Tiana Cristina	ESP 	-21 F	4,50/55/12.00	1,50/55/11.25	765,31
5	(72) Costard Manon	*FRA 	-21 F	4,00/55/12.00	0,50/55/11.25	744,90
6	(13) Ianni Beatrice	*ITA 	-21 F	3,50/55/12.00	0,50/55/11.25	744,90
7	(9) Aynaud Marion	FRA 	-21 F	2,00/55/12.00	5,00/55/12.00	714,29
8	(55) Liakou Evdokia	*GRE 	-21 F	3,00/55/12.00	4,00/55/12.00	693,88
9	(18) Caruso Silvia	ITA 	-21 F	2,00/55/12.00	3,00/55/12.00	673,47
10	(64) Botas Medem Sandra	*ESP 	-21 F	2,00/55/12.00	1,50/55/12.00	653,06
11	(19) Rohrer Irena	AUT 	-21 F	4,00/55/12.00	0,50/55/12.00	693,88
12	(71) Chardin Nancy	FRA 	-21 F	2,00/55/12.00	0,50/55/12.00	653,06
13	(41) Detry Celine	BEL 	-21 F	1,50/55/12.00		642,86
14	(73) Basic Kim	AUT 	-21 F	3,00/55/13.00		551,02
15	(3) Lammi Jutta	FIN 	-21 F	2,00/55/13.00		530,61
15	(28) Shorten Danielle	GBR 	-21 F	2,00/55/13.00		530,61
17	(56) Berg Jeanna	GER 	-21 F	1,00/55/13.00		510,20
18	(47) Francke Lisa	SWE 	-21 F	5,00/55/14.25		469,39
19	(63) Christoforou Christina	CYP 	-21 F	3,00/55/14.25		428,57
19	(15) Kaldis Alexandra	GRE 	-21 F	3,00/55/14.25		428,57
21	(4) Hoikkanen Emilia	FIN 	-21 F	4,00/55/16.00		326,53









Under 21 Ladies Tricks Results




Homologation: World record

Bib	Name	Country	Categ.	Preliminary Round	Final Round	Overall
1	(9) Aynaud Marion	FRA 	-21 F	7590	8430	982,52
2	(18) Caruso Silvia	ITA 	-21 F	4680	6230	726,11
3	(72) Costard Manon	*FRA 	-21 F	6100	6000	710,96
4	(71) Chardin Nancy	FRA 	-21 F	6910	5410	805,36
5	(67) De Medrano Tiana Cristina	ESP 	-21 F	5210	5310	618,88
6	(3) Lammi Jutta	FIN 	-21 F	4420	3450	515,15
7	(47) Francke Lisa	SWE 	-21 F	3240	2610	377,62
8	(15) Kaldis Alexandra	GRE 	-21 F	4820	2430	561,77
9	(28) Shorten Danielle	GBR 	-21 F	3040		354,31
10	(19) Rohrer Irena	AUT 	-21 F	2670		311,19
11	(4) Hoikkanen Emilia	FIN 	-21 F	2360		275,06
12	(73) Basic Kim	AUT 	-21 F	2020		235,43
13	(56) Berg Jeanna	GER 	-21 F	2010		234,27












Under 21 Ladies Jump Results

Homologation: World record

Bib	Name	Country	Categ.	Preliminary Round	Final Round	Overall
1	(3) Lammi Jutta	FIN 	-21 F	47,0m	48,7m	946,27
2	(71) Chardin Nancy	FRA 	-21 F	47,3m	48,1m	928,36
3	(67) De Medrano Tiana Cristina	ESP 	-21 F	46,5m	45,7m	880,60
4	(9) Aynaud Marion	FRA 	-21 F	39,5m	45,4m	847,76
5	(72) Costard Manon	*FRA 	-21 F	42,8m	44,0m	805,97
6	(47) Francke Lisa	SWE 	-21 F	41,9m	39,6m	743,28
7	(28) Shorten Danielle	GBR 	-21 F	36,7m		588,06
8	(56) Berg Jeanna	GER 	-21 F	36,4m		579,10
































Bib	Name	Country	Categ.	Preliminary Round	Final Round	Overall
9	(73) Basic Kim	AUT 	-21 F	34,2m		513,43
10	(4) Hoikkanen Emilia	FIN 	-21 F	30,6m		405,97
11	(18) Caruso Silvia	ITA 	-21 F	28,2m		334,33










Under 21 Ladies Overall Results

Bib	Name	Country	Categ.	Slalom	Tricks	Jump	Overall
1	(9) Aynaud Marion	FRA 	-21 F	714,29	982,52	847,76	2544,57
2	(71) Chardin Nancy	FRA 	-21 F	653,06	805,36	928,36	2386,78
3	(67) De Medrano Tiana Cristina	ESP 	-21 F	765,31	618,88	880,60	2264,79
4	(72) Costard Manon	*FRA 	-21 F	744,90	710,96	805,97	2261,83
5	(3) Lammi Jutta	FIN 	-21 F	530,61	515,15	946,27	1992,03
6	(18) Caruso Silvia	ITA 	-21 F	673,47	726,11	334,33	1733,91
7	(47) Francke Lisa	SWE 	-21 F	469,39	377,62	743,28	1590,29
8	(28) Shorten Danielle	GBR 	-21 F	530,61	354,31	588,06	1472,98
9	(56) Berg Jeanna	GER 	-21 F	510,20	234,27	579,10	1323,57
10	(73) Basic Kim	AUT 	-21 F	551,02	235,43	513,43	1299,88
11	(4) Hoikkanen Emilia	FIN 	-21 F	326,53	275,06	405,97	1007,56

Under 21 Men Slalom Results






























Homologation: World record

Bib	Name	Country	Categ.	Preliminary Round	Final Round	Overall
1	(32) Bartalsky Martin	SVK 	-21 M	3,00/58/11.25	1,00/58/10.75	781,82
2	(29) Winter Fred	*GBR 	-21 M	5,00/58/11.25	5,00/58/11.25	745,45
3	(14) Luzzi Matteo	ITA 	-21 M	4,00/58/11.25	5,00/58/11.25	745,45
4	(5) Köstenberger Claudio	AUT 	-21 M	4,00/58/11.25	4,00/58/11.25	727,27
5	(58) Schipner Bojan	GER 	-21 M	3,50/58/11.25	3,00/58/11.25	718,18
6	(84) Dailland Thibaut	FRA 	-21 M	3,00/58/11.25	2,50/58/11.25	709,09
7	(76) Spinelli Luca	ITA 	-21 M	3,00/58/11.25	2,00/58/11.25	709,09
8	(87) Lambrigger Loris	SUI 	-21 M	2,00/58/11.25	2,00/58/11.25	690,91
9	(24) Anthony Alexander	GBR 	-21 M	1,00/58/11.25 (Tiebreak: 2,00/58/11.25)	2,00/58/11.25	690,91
10	(88) Stadlbauer Benjamin	SUI 	-21 M	2,00/58/11.25 (Tiebreak: 2,00/58/11.25)	4,00/58/12.00	690,91
11	(2) Rönkkö Pietari	FIN 	-21 M	2,00/58/11.25	3,50/58/12.00	690,91
12	(46) Efverström Johan	SWE 	-21 M	2,00/58/11.25	1,50/58/12.00	690,91
13	(6) Kolman Martin	CZE 	-21 M	1,00/58/11.25 (Tiebreak: 2,00/58/11.25)		672,73
14	(69) Noguera Verges Luis	ESP 	-21 M	1,00/58/11.25 (Tiebreak: 0,50/58/11.25) (Tiebreak: 1,00/58/11.25)		672,73
15	(45) Efverström Daniel	SWE 	-21 M	0,50/58/11.25		663,64
16	(30) Jungerius Kees	NED 	-21 M	5,50/58/12.00		645,45
17	(75) D'Alberto Lorenzo	ITA 	-21 M	4,50/58/12.00		627,27
17	(57) Goede Sebastian	GER 	-21 M	4,50/58/12.00		627,27
19	(70) Pinto Biescas Marcel	ESP 	-21 M	4,00/58/12.00		618,18
19	(31) Vos Danny	NED 	-21 M	4,00/58/12.00		618,18
21	(62) Beliakov Herman	BLR 	-21 M	3,00/58/12.00		600,00
21	(81) Bridges Jake	IRL 	-21 M	3,00/58/12.00		600,00
21	(68) Moreno De Carlos Alvaro	ESP 	-21 M	3,00/58/12.00		600,00
24	(26) Earl James	GBR 	-21 M	2,50/58/12.00		590,91
25	(65) Georgiou Andreas	CYP 	-21 M	2,00/58/12.00		581,82
25	(77) Kamishenko Serguey	RUS 	-21 M	2,00/58/12.00		581,82
25	(42) Lagae Pieter-Jan	BEL 	-21 M	2,00/58/12.00		581,82
25	(16) Lambrou Andreas	GRE 	-21 M	2,00/58/12.00		581,82
25	(11) Urban Alexander	AUT 	-21 M	2,00/58/12.00		581,82
30	(80) Ballon Pierre	FRA 	-21 M	1,50/58/12.00		572,73
30	(86) Giacometti Sébastien	SUI 	-21 M	1,50/58/12.00		572,73

Bib	Name	Country	Categ.	Preliminary Round	Final Round	Overall
32	(17) Lambrou Loukas	GRE 	-21 M	1,00/58/12.00		563,64
33	(66) Hadjikyriacos Kyriacos	CYP 	-21 M	4,00/58/13.00		509,09
33	(12) Xenikos Alexandros	GRE 	-21 M	4,00/58/13.00		509,09
35	(53) Lund Jepsen Mads	DEN 	-21 M	2,50/58/13.00		481,82
36	(90) Rutkowski Jakub	POL 	-21 M	2,00/58/13.00		472,73
37	(79) Sukhotin Dmitry	RUS 	-21 M	1,50/58/13.00		463,64
38	(44) Brännström Markus	SWE 	-21 M	4,50/58/14.25		409,09
39	(27) Mayling George	GBR 	-21 M	1,50/58/18.25		27,27
40	(83) Sebok Zoltan	HUN 	-21 M	0,50/58/18.25		9,09










Under 21 Men Tricks Results

Homologation: World record

Bib	Name	Country	Categ.	Preliminary Round	Final Round	Overall
1	(62) Beliakou Herman	BLR 	-21 M	10060	10860	929,79
2	(80) Ballon Pierre	FRA 	-21 M	10750	10640	920,38
3	(85) Poteau Alexandre	*FRA 	-21 M	10310	9910	882,71
4	(6) Kolman Martin	CZE 	-21 M	8330	8320	713,18
5	(26) Earl James	GBR 	-21 M	7910	8010	685,79
6	(32) Bartalsky Martin	SVK 	-21 M	6290	7370	630,99
7	(14) Luzzeri Matteo	ITA 	-21 M	6440	6390	551,37
8	(24) Anthony Alexander	GBR 	-21 M	8240	6100	705,48
9	(7) Kolman Zdenek	CZE 	-21 M	8990	5480	769,69
10	(69) Noguera Verges Luis	ESP 	-21 M	6760	3530	578,77
11	(87) Lambrigger Loris	SUI 	-21 M	8390	3100	718,32
12	(84) Dailland Thibaut	FRA 	-21 M	9790	3080	838,18
13	(27) Mayling George	GBR 	-21 M	5650		483,73
14	(75) D'Alberto Lorenzo	ITA 	-21 M	5300		453,77
15	(57) Goede Sebastian	GER 	-21 M	4970		425,51
16	(17) Lambrou Loukas	GRE 	-21 M	4310		369,01
17	(76) Spinelli Luca	ITA 	-21 M	4290		367,29
18	(77) Kamishenko Serguey	RUS 	-21 M	4270		365,58
19	(68) Moreno De Carlos Alvaro	ESP 	-21 M	4250		363,87
20	(58) Schipner Bojan	GER 	-21 M	4020		344,18
21	(45) Efverström Daniel	SWE 	-21 M	3890		333,05
22	(30) Jungerius Kees	NED 	-21 M	3220		275,68
22	(31) Vos Danny	NED 	-21 M	3220		275,68
24	(11) Urban Alexander	AUT 	-21 M	2900		248,29
25	(16) Lambrou Andreas	GRE 	-21 M	2550		218,32
26	(5) Köstenberger Claudio	AUT 	-21 M	2490		213,18
27	(79) Sukhotin Dmitry	RUS 	-21 M	2330		199,49
28	(46) Efverström Johan	SWE 	-21 M	2270		194,35
29	(12) Xenikos Alexandros	GRE 	-21 M	1350		115,58


























Under 21 Men Jump Results

Homologation: World record

Bib	Name	Country	Categ.	Preliminary Round	Final Round	Overall
1	(5) Köstenberger Claudio	AUT 	-21 M	63,2m	62,4m	892,52
2	(58) Schipner Bojan	GER 	-21 M	61,7m	62,1m	866,82
3	(32) Bartalsky Martin	SVK 	-21 M	59,3m	59,2m	801,40
4	(24) Anthony Alexander	GBR 	-21 M	58,5m	58,4m	782,71
5	(68) Moreno De Carlos Alvaro	ESP 	-21 M	57,9m	56,8m	768,69
6	(75) D'Alberto Lorenzo	ITA 	-21 M	57,2m	56,4m	752,34
7	(14) Luzzeri Matteo	ITA 	-21 M	55,2m	56,0m	724,30
8	(80) Ballon Pierre	FRA 	-21 M	53,4m	53,4m	663,55
9	(31) Vos Danny	NED 	-21 M	52,5m	52,6m	644,86

Bib	Name	Country	Categ.	Preliminary Round	Final Round	Overall
10	(84) Dailland Thibaut	FRA 	-21 M	52,4m	52,3m	640,19
11	(77) Kamishenko Serguey	RUS 	-21 M	56,6m	0,0m	738,32
12	(90) Rutkowski Jakub	POL 	-21 M	52,6m	0,0m	644,86
13	(79) Sukhotin Dmitry	RUS 	-21 M	50,9m		605,14
14	(62) Beliakou Herman	BLR 	-21 M	50,4m		593,46
14	(57) Goede Sebastian	GER 	-21 M	50,4m		593,46
16	(69) Noguera Verges Luis	ESP 	-21 M	50,2m		588,79
16	(76) Spinelli Luca	ITA 	-21 M	50,2m		588,79
18	(70) Pinto Biescas Marcel	ESP 	-21 M	50,0m		584,11
19	(42) Lagae Pieter-Jan	BEL 	-21 M	49,8m		579,44
20	(46) Efverström Johan	SWE 	-21 M	49,6m		574,77
21	(53) Lund Jepsen Mads	DEN 	-21 M	48,8m		556,07
21	(12) Xenikos Alexandros	GRE 	-21 M	48,8m		556,07
23	(6) Kolman Martin	CZE 	-21 M	48,6m		551,40
24	(17) Lambrou Loukas	GRE 	-21 M	48,0m		537,38
25	(81) Bridges Jake	IRL 	-21 M	47,2m		518,69
26	(27) Mayling George	GBR 	-21 M	47,1m		516,36
27	(86) Giacometti Sébastien	SUI 	-21 M	46,5m		502,34
28	(45) Efverström Daniel	SWE 	-21 M	46,3m		497,66
29	(11) Urban Alexander	AUT 	-21 M	45,0m		467,29
30	(16) Lambrou Andreas	GRE 	-21 M	44,1m		446,26
31	(26) Earl James	GBR 	-21 M	43,0m		420,56

Under 21 Men Overall Results

Bib	Name	Country	Categ.	Slalom	Tricks	Jump	Overall
1	(32) Bartalsky Martin	SVK 	-21 M	781,82	630,99	801,40	2214,21
2	(84) Dailland Thibaut	FRA 	-21 M	709,09	838,18	640,19	2187,46
3	(24) Anthony Alexander	GBR 	-21 M	690,91	705,48	782,71	2179,10
4	(80) Ballon Pierre	FRA 	-21 M	572,73	920,38	663,55	2156,66
5	(62) Beliakou Herman	BLR 	-21 M	600,00	929,79	593,46	2123,25
6	(14) Luzzi Matteo	ITA 	-21 M	745,45	551,37	724,30	2021,12
7	(6) Kolman Martin	CZE 	-21 M	672,73	713,18	551,40	1937,31
8	(58) Schipner Bojan	GER 	-21 M	718,18	344,18	866,82	1929,18
9	(69) Noguera Verges Luis	ESP 	-21 M	672,73	578,77	588,79	1840,29
10	(75) D'Alberto Lorenzo	ITA 	-21 M	627,27	453,77	752,34	1833,38
11	(5) Köstenberger Claudio	AUT 	-21 M	727,27	213,18	892,52	1832,97
12	(68) Moreno De Carlos Alvaro	ESP 	-21 M	600,00	363,87	768,69	1732,56
13	(26) Earl James	GBR 	-21 M	590,91	685,79	420,56	1697,26
14	(77) Kamishenko Serguey	RUS 	-21 M	581,82	365,58	738,32	1685,72
15	(76) Spinelli Luca	ITA 	-21 M	709,09	367,29	588,79	1665,17
16	(57) Goede Sebastian	GER 	-21 M	627,27	425,51	593,46	1646,24
17	(31) Vos Danny	NED 	-21 M	618,18	275,68	644,86	1538,72
18	(45) Efverström Daniel	SWE 	-21 M	663,64	333,05	497,66	1494,35
19	(17) Lambrou Loukas	GRE 	-21 M	563,64	369,01	537,38	1470,03
20	(46) Efverström Johan	SWE 	-21 M	690,91	194,35	574,77	1460,03
21	(11) Urban Alexander	AUT 	-21 M	581,82	248,29	467,29	1297,40
22	(79) Sukhotin Dmitry	RUS 	-21 M	463,64	199,49	605,14	1268,27
23	(16) Lambrou Andreas	GRE 	-21 M	581,82	218,32	446,26	1246,40
24	(12) Xenikos Alexandros	GRE 	-21 M	509,09	115,58	556,07	1180,74
25	(27) Mayling George	GBR 	-21 M	27,27	483,73	516,36	1027,36