



# 2010 European Water Ski Championships, Thorpe England

Sponsored by



**MasterCraft**  
BOATS UK

Supported by



uk sport

## Overall Team classification Team results

Country	Name	Slalom	Tricks	Jump	Overall
<b>1</b>	<b>France</b>	<b>2104.65</b>	<b>2779.77</b>	<b>2617.91</b>	<b>7502.33</b>
	Lucine Clementine*	*720.93	*956.88	*904.48	
	Mathieu Marion*	*627.91	*935.90	*907.46	
	Amade Anais*	*755.81		*805.97	
	Poteau Alexandre*		*886.99		
<b>2</b>	<b>Belarus</b>	<b>2022.54</b>	<b>2374.35</b>	<b>2791.05</b>	<b>7187.94</b>
	Turets Iryna*			*967.16	
	Berdnikava Natallia*	*616.28	*1022.14	*1008.96	
	Pavlova Olga*	*651.16	*488.34	*814.93	
	Deviatovski Oleg*	*755.10	*863.87		
<b>3</b>	<b>Great Britain</b>	<b>2194.35</b>	<b>2141.27</b>	<b>2355.15</b>	<b>6690.77</b>
	Seels Jason*	*704.08	*708.90	*969.63	
	Arthur Nicole*	*837.21			
	Critchley Stephen*		*621.58	*843.46	
	Earl James*	*653.06	*810.79	*542.06	
<b>4</b>	<b>Czech Rep.</b>	<b>2173.47</b>	<b>2383.07</b>	<b>2087.28</b>	<b>6643.82</b>
	Kolman Martin*	*673.47	*781.68	*728.97	
	Sedlmajer Adam*	*816.33	*861.30	*752.34	
	Odvarko Daniel*	*683.67			
	Zlatohlavkova Martina*		*740.09	*605.97	
<b>5</b>	<b>Italy</b>	<b>2033.22</b>	<b>1885.30</b>	<b>2300.65</b>	<b>6219.17</b>
	Caruso Silvia*	*604.65	*884.62		
	Pajni Maria Luisa*		*421.91	*856.72	
	Luzzer Matteo*	*775.51	*578.77	*684.58	
	Spinelli Luca*	*653.06		*759.35	
<b>6</b>	<b>Spain</b>	<b>1780.97</b>	<b>1915.42</b>	<b>2345.79</b>	<b>6042.18</b>
	Moreno De Carlos Guillermo*		*454.62	*843.46	
	Moreno De Carlos Alvaro*	*540.82		*806.07	
	Noguera Vergés Lluís*	*612.24	*660.10	*696.26	
	De Medrano Tiana Cristina*	*627.91	*800.70		
<b>7</b>	<b>Switzerland</b>	<b>1674.65</b>	<b>2220.96</b>	<b>1546.60</b>	<b>5442.21</b>
	Thomsen Elena*	*593.02	*822.84	*967.16	
	Lambrigger Loris*	*632.65	*631.85		
	Lambrigger Thierry*		*766.27		
	Giacometti Sébastien*	*448.98		*579.44	
<b>8</b>	<b>Belgium</b>	<b>1747.03</b>	<b>1890.41</b>	<b>453.27</b>	<b>4090.71</b>
	Adriaensen Kate*	*767.44			
	Fortamps Olivier*		*960.62		
	Graux Basile*	*459.18	*566.78		
	Van Heuverswijn Cyprien*	*520.41	*363.01	*453.27	

























Chief Judge  
Michael Rauchenwald

Homologator  
Niels Mozart

Scorer  
Ulf Langrock

























## Open Slalom Team Final Results

Homologation: World record

Bib	Name	Country	Categ.	Team Final	Overall
1	(59) Arthur Nicole	GBR 	Ope F	0.00/55/10.75	837.21
2	(23) Sedlmajer Adam	CZE 	Ope M	4.00/58/10.75	816.33
3	(78) Luzzi Matteo	ITA 	Ope M	2.00/58/10.75	775.51
4	(4) Adriaensen Kate	BEL 	Ope F	3.00/55/11.25	767.44
5	(42) Amade Anais	FRA 	Ope F	2.50/55/11.25	755.81
6	(13) Deviatovski Oleg	BLR 	Ope M	1.00/58/10.75	755.10
7	(54) Lucine Clementine	FRA 	Ope F	1.00/55/11.25	720.93
8	(64) Seels Jason	GBR 	Ope M	4.50/58/11.25	704.08
9	(22) Odvarko Daniel	CZE 	Ope M	3.50/58/11.25	683.67
10	(20) Kolman Martin	CZE 	Ope M	3.00/58/11.25	673.47
11	(63) Earl James	GBR 	Ope M	2.00/58/11.25	653.06
11	(75) Spinelli Luca	ITA 	Ope M	2.00/58/11.25	653.06
13	(14) Pavlova Olga	BLR 	Ope F	4.00/55/12.00	651.16
14	(90) Lambrigger Loris	SUI 	Ope M	1.00/58/11.25	632.65
15	(32) De Medrano Tiana Cristina	ESP 	Ope F	3.00/55/12.00	627.91
15	(55) Mathieu Marion	FRA 	Ope F	3.00/55/12.00	627.91
17	(12) Berdnikava Natallia	BLR 	Ope F	2.50/55/12.00	616.28
18	(36) Noguera Vergés Lluís	ESP 	Ope M	6.00/58/12.00	612.24
19	(74) Caruso Silvia	ITA 	Ope F	2.00/55/12.00	604.65
20	(92) Thomsen Elena	SUI 	Ope F	1.50/55/12.00	593.02
21	(33) Moreno De Carlos Alvaro	ESP 	Ope M	2.50/58/12.00	540.82
22	(10) Van Heuverswijn Cyprien	BEL 	Ope M	1.50/58/12.00	520.41
23	(7) Graux Basile	BEL 	Ope M	4.50/58/13.00	459.18
24	(88) Giacometti Sébastien	SUI 	Ope M	4.00/58/13.00	448.98

## Open Tricks Team Final Results






















Homologation: World record

Bib	Name	Country	Categ.	Team Final	Overall
1	(12) Berdnikava Natallia	BLR 	Ope F	8770	1022.14
2	(6) Fortamps Olivier	BEL 	Ope M	11220	960.62
3	(54) Lucine Clementine	FRA 	Ope F	8210	956.88
4	(55) Mathieu Marion	FRA 	Ope F	8030	935.90
5	(56) Poteau Alexandre	FRA 	Ope M	10360	886.99
6	(74) Caruso Silvia	ITA 	Ope F	7590	884.62
7	(13) Deviatovski Oleg	BLR 	Ope M	10090	863.87
8	(23) Sedlmajer Adam	CZE 	Ope M	10060	861.30
9	(92) Thomsen Elena	SUI 	Ope F	7060	822.84
10	(63) Earl James	GBR 	Ope M	9470	810.79
11	(32) De Medrano Tiana Cristina	ESP 	Ope F	6870	800.70
12	(20) Kolman Martin	CZE 	Ope M	9130	781.68
13	(91) Lambrigger Thierry	SUI 	Ope M	8950	766.27
14	(25) Zlatohlavkova Martina	CZE 	Ope F	6350	740.09
15	(64) Seels Jason	GBR 	Ope M	8280	708.90
16	(36) Noguera Vergés Lluís	ESP 	Ope M	7710	660.10
17	(90) Lambrigger Loris	SUI 	Ope M	7380	631.85
18	(62) Critchley Stephen	GBR 	Ope M	7260	621.58
19	(78) Luzzi Matteo	ITA 	Ope M	6760	578.77
20	(7) Graux Basile	BEL 	Ope M	6620	566.78
21	(14) Pavlova Olga	BLR 	Ope F	4190	488.34
22	(34) Moreno De Carlos Guillermo	ESP 	Ope M	5310	454.62
23	(79) Pajni Maria Luisa	ITA 	Ope F	3620	421.91
24	(10) Van Heuverswijn Cyprien	BEL 	Ope M	4240	363.01

Team  
Championships  
18th August 2010

## Open Jump Team Final Results

Homologation: World record

Bib	Name	Country	Categ.	Team Final	Overall
1	(12) Berdnikava Natallia	BLR 	Ope F	50.8m	1008.96
2	(64) Seels Jason	GBR 	Ope M	66.5m	969.63
3	(92) Thomsen Elena	SUI 	Ope F	49.4m	967.16
3	(15) Turets Iryna	BLR 	Ope F	49.4m	967.16
5	(55) Mathieu Marion	FRA 	Ope F	47.4m	907.46
6	(54) Lucine Clementine	FRA 	Ope F	47.3m	904.48
7	(79) Pajni Maria Luisa	ITA 	Ope F	45.7m	856.72
8	(62) Critchley Stephen	GBR 	Ope M	61.1m	843.46
8	(34) Moreno De Carlos Guillermo	ESP 	Ope M	61.1m	843.46
10	(14) Pavlova Olga	BLR 	Ope F	44.3m	814.93
11	(33) Moreno De Carlos Alvaro	ESP 	Ope M	59.5m	806.07
12	(42) Amade Anais	FRA 	Ope F	44.0m	805.97
13	(75) Spinelli Luca	ITA 	Ope M	57.5m	759.35
14	(23) Sedlmajer Adam	CZE 	Ope M	57.2m	752.34
15	(20) Kolman Martin	CZE 	Ope M	56.2m	728.97
16	(36) Noguera Vergés Lluís	ESP 	Ope M	54.8m	696.26
17	(78) Luzzeri Matteo	ITA 	Ope M	54.3m	684.58
18	(25) Zlatohlavkova Martina	CZE 	Ope F	37.3m	605.97
19	(88) Giacometti Sébastien	SUI 	Ope M	49.8m	579.44
20	(63) Earl James	GBR 	Ope M	48.2m	542.06
21	(10) Van Heuverswijn Cyprien	BEL 	Ope M	44.4m	453.27

Chief Judge  
Michael Rauchenwald

Homologator  
Niels Mozart

Scorer  
Ulf Langrock