













































Under 14 Girls Slalom Results

Homologation: World record

	Name	Country	Categ.	Elimination Round	Final	Overall
1	Bagnoli Alice	ITA 	-14 F	2.50/55/13.00	3.50/55/13.00	887.64
2	Paturel Alizée	SUI 	-14 F	2.00/55/13.00	1.00/55/13.00	853.93
3	Moore Charlotte	GBR 	-14 F	2.00/55/14.25	2.00/55/14.25	719.10
4	Orlitsch Lisa	AUT 	-14 F	4.00/55/16.00	2.00/55/14.25	719.10
5	Daniil Ioli	GRE 	-14 F	2.50/55/13.00	0.50/55/14.25	865.17
6	Bonnemann Carlotta	GER 	-14 F	2.00/55/16.00	3.00/55/16.00	606.74
7	Paschou Alexandra	GRE 	-14 F	3.50/55/16.00	0.50/55/16.00	617.98
8	Vareva Maria	RUS 	-14 F	5.00/55/16.00	3.50/55/18.25	651.69
9	Dietrich Amanda	DEN 	-14 F	4.50/55/18.25	2.00/55/18.25	505.62
10	Perrault Philippine	FRA 	-14 F	0.50/55/13.00	1.00/52	820.22
11	Danisheuskaya Aliaksandra	BLR 	-14 F	3.00/55/18.25		471.91
12	Ivlyushkina Olga	UKR 	-14 F	2.00/55/18.25		449.44
13	Outram Sanchia	GBR 	-14 F	0.50/55/18.25		415.73
14	Taliaronak Aliaksandra	BLR 	-14 F	2.00/52		314.61
15	Huisman Pemm	NED 	-14 F	1.00/52		292.13
16	Soerensen Helene Hogh	DEN 	-14 F	0.00/46		

Under 14 Boys Slalom Results

Homologation: World record

	Name	Country	Categ.	Elimination Round	Final	Overall
1	Le Bozec Benjamin	*FRA 	-14 M	2.50/55/13.00	4.50/55/12.00	861.70
2	Daniil Dany	GRE 	-14 M	0.50/55/12.00	1.00/55/12.00	787.23
3	Anguenot Leo	FRA 	-14 M	3.00/55/13.00	1.00/55/12.00	787.23
4	Hazelwood Robert	GBR 	-14 M	1.00/55/13.00	2.00/55/13.00	680.85
5	Galvin Barry Jnr	IRL 	-14 M	5.00/55/14.25	0.50/55/13.00	648.94
6	Malinovskiy Evgeniy	RUS 	-14 M	2.50/55/14.25	4.50/55/14.25	606.38
7	Rutkovski Artur	BLR 	-14 M	0.50/55/13.00	0.50/55/14.25	648.94
8	Narciso Antonio Maria	POR 	-14 M	0.50/55/12.00	4.00/55/18.25	776.60
9	Burke Thomas	GBR 	-14 M	0.50/55/13.00	1.50/55/18.25	648.94
10	Suslov Grigoriy	RUS 	-14 M	3.00/55/14.25	1.50/55/18.25	574.47
11	Galvin Daniel	IRL 	-14 M	2.00/55/14.25 (Tiebreak: 2.00/55/14.25)	1.50/55/18.25	553.19
12	Antonau Anton	BLR 	-14 M	2.00/55/13.00	1.00/55/18.25	680.85
13	Techoueyres Aris	GRE 	-14 M	2.00/55/14.25 (Tiebreak: 5.00/55/16.00)		553.19
14	Bordier Lindsay	FRA 	-14 M	2.00/55/14.25 (Tiebreak: 2.50/55/16.00)		553.19
15	Gustavsson-Lejonstål Fabian	SWE 	-14 M	2.00/55/14.25		553.19
16	Grassi Simone	ITA 	-14 M	1.50/55/14.25		542.55
17	Bogne Jakob	SWE 	-14 M	0.50/55/14.25		521.28
17	Schutte Louis	RSA 	-14 M	0.50/55/14.25		521.28
19	Caldarola Francesco	ITA 	-14 M	0.00/55/14.25		510.64
19	Loft Thomas	DEN 	-14 M	0.00/55/14.25		510.64
21	Nosachev Evgeny	RUS 	-14 M	4.00/55/16.00		468.09
22	Marenzi Edoardo	ITA 	-14 M	1.50/55/16.00		414.89
23	Basic Carlo	AUT 	-14 M	2.00/55/18.25		297.87
24	Vigezzi Enzo	FRA 	-14 M	0.00/55/18.25		255.32
25	Hof Tycho	NED 	-14 M	3.50/52		202.13
26	Fil'Chenko Danylo	UKR 	-14 M	4.50/49		95.74
27	Samoilov Alexander	UKR 	-14 M	1.50/49		31.91
28	Blomqvist Felix	SWE 	-14 M	0.50/49		10.64

Under 17 Girls Slalom Results

	Name	Country	Categ.	Elimination Round	Final	Overall
1	Poulain-Ferarios Camille	FRA	-17 F	5.00/55/12.00	2.00/55/12.00	931.82
2	Cespivova Anna	CZE	-17 F	3.00/55/13.00	1.50/55/12.00	852.27
3	Simoes Marta	POR	-17 F	1.00/55/12.00	0.50/55/12.00	840.91
4	Bonnemann Giannina	GER	-17 F	2.00/55/12.00	3.50/55/13.00	863.64
5	Straltsova Hanna	BLR	-17 F	3.50/55/13.00	2.50/55/13.00	761.36
6	Lichtle Alexia	*FRA	-17 F	2.00/55/13.00	2.50/55/13.00	738.64
7	Granhus Thea Caroline	NOR	-17 F	0.50/55/13.00	2.50/55/13.00	738.64
8	Bonnemann Chiara	GER	-17 F	4.00/55/13.00	1.50/55/13.00	772.73
9	Phily Laura	FRA	-17 F	3.00/55/13.00	4.50/55/14.25	750.00
10	Salmina Mara	AUT	-17 F	4.50/55/14.25	3.50/55/14.25	647.73
11	Geuther Aline	SUI	-17 F	2.50/55/14.25	2.50/55/16.00	602.27
12	Svecova Katerina	CZE	-17 F	2.00/55/14.25	1.00/55/18.25	590.91
13	Christoforou Christina	CYP	-17 F	0.00/55/14.25		545.45
13	Grosset Janin Anna	*FRA	-17 F	0.00/55/14.25		545.45
13	Panagopoulou Alkmini	GRE	-17 F	0.00/55/14.25		545.45
16	Savina Polina	RUS	-17 F	4.50/55/16.00		511.36
17	Cogne Tatiana	SUI	-17 F	4.00/55/16.00		500.00
17	Koulouri Chara	GRE	-17 F	4.00/55/16.00		500.00
19	Dietrich Sarah	DEN	-17 F	3.50/55/16.00		488.64
20	Rader Laura	AUT	-17 F	2.50/55/16.00		465.91
21	Bondo Frederikke	DEN	-17 F	2.00/55/16.00		454.55
22	Williams Lauren	GBR	-17 F	0.50/55/16.00		420.45
23	Panagopoulou Sofia	GRE	-17 F	2.50/55/18.25		329.55
24	Vorona Maria	RUS	-17 F	1.50/49		34.09
25	Kisialiova Katsiaryna	BLR	-17 F	0.50/49		11.36
26	Wharton Charlotte	GBR	-17 F	0.00/49		

Under 17 Boys Slalom Results

Homologation: World record

	Name	Country	Categ.	Elimination Round	Final	Overall
1	Caruso Brando	ITA	-17 M	3.00/58/11.25	0.50/58/10.75	970.00
2	Llewellyn Dorien	AUT	-17 M	2.00/58/11.25	2.50/58/11.25	890.00
3	Van Der Merwe Eamon	RSA	-17 M	0.00/58/11.25	3.00/58/12.00	840.00
4	Dailland Tanguy	FRA	-17 M	5.00/58/12.00	2.50/58/12.00	820.00
5	Meisner Viktor	CZE	-17 M	3.00/58/13.00	1.50/58/12.00	750.00
6	Jollivet Maxence	FRA	-17 M	0.00/58/12.00	5.50/58/13.00	720.00
7	Nathanail Yiannis	*GRE	-17 M	3.00/58/12.00	4.00/58/13.00	780.00
8	Hruby Libor	CZE	-17 M	3.00/58/13.00	4.00/58/13.00	680.00
9	Vasko Alexander	SVK	-17 M	5.50/58/13.00	0.50/58/13.00	710.00
10	Shpak Stsiapan	BLR	-17 M	3.50/58/13.00	2.50/58/14.25	670.00
11	Turp William	GBR	-17 M	2.00/58/12.00	0.50/58/16.00	760.00
12	Kinnane David	*GBR	-17 M	0.50/58/12.00	0.50/58/16.00	730.00
13	Berio Edoardo	ITA	-17 M	2.50/58/13.00		650.00
13	Pajni Gianmarco	ITA	-17 M	2.50/58/13.00		650.00
15	Ingemann T. Jensen Rasmus	DEN	-17 M	2.00/58/13.00		640.00
15	Stokes James	RSA	-17 M	2.00/58/13.00		640.00
15	Weichhart Andreas	AUT	-17 M	2.00/58/13.00		640.00
18	Schultz-Soerensen Victor	DEN	-17 M	1.50/58/13.00		630.00
19	Hynek Radovan	SVK	-17 M	1.00/58/13.00		620.00
19	Poole Thomas	GBR	-17 M	1.00/58/13.00		620.00
21	Labkovich Ilya	BLR	-17 M	0.50/58/13.00		610.00
22	Donatiu Viñas Lluís	ESP	-17 M	4.50/58/14.25		570.00
23	Piron Theo	*FRA	-17 M	4.00/58/14.25		560.00
24	Noguera Vergés Alvar	ESP	-17 M	3.00/58/14.25		540.00
24	Trushechkin Andrey	RUS	-17 M	3.00/58/14.25		540.00
26	Fisher Travis	RSA	-17 M	2.00/58/14.25		520.00
27	Stadlbaur Vincent	SUI	-17 M	1.50/58/14.25		510.00

Name	Country	Categ.	Elimination Round	Final	Overall
28 Lagadec Jean	*FRA	-17 M	0.00/58/14.25		480.00
29 Chionis Nikolas	GRE	-17 M	4.50/58/16.00		450.00
30 Simplicio Joao	POR	-17 M	1.50/58/16.00		390.00
31 Borika Elia	SUI	-17 M	2.50/58/18.25		290.00
32 Rublevskiy Daniil	UKR	-17 M	0.00/55/18.25		120.00
33 Gravander Daniel	SWE	-17 M	3.50/52		70.00
34 Teigen Richard	NOR	-17 M	1.50/52		30.00

Under 14 Girls Tricks Results



Homologation: World record

Name	Country	Categ.	Elimination Round	Final	Overall
1 Bagnoli Alice	ITA	-14 F	5510	5260	837.39
2 Ivlyushkina Olga	UKR	-14 F	4910	5160	784.19
3 Maksimenkova Sofia	UKR	-14 F	4600	4300	699.09
4 Danisheuskaya Aliaksandra	BLR	-14 F	3560	3990	606.38
5 Pirozhenko Anna	*UKR	-14 F	3820	3800	580.55
6 Taliaronak Aliaksandra	BLR	-14 F	3380	3750	569.91
7 Moore Charlotte	GBR	-14 F	3730	3730	566.87
8 Brunel Emma	*FRA	-14 F	3190	3700	562.31
9 Odintsova Anna	*RUS	-14 F	3720	3070	565.35
10 Kuzmenko Ksenia	*UKR	-14 F	3260	2600	495.44
11 Perrault Philippine	FRA	-14 F	2970	2420	451.37
12 Daniil Ioli	GRE	-14 F	3550	1400	539.51
13 Paschou Alexandra	GRE	-14 F	2740		416.41
14 Bonnemann Carlotta	GER	-14 F	1980		300.91
15 Outram Sanchia	GBR	-14 F	1760		267.48
16 Huisman Pemm	NED	-14 F	1700		258.36
17 Vareva Maria	RUS	-14 F	1310		199.09
18 Orlitsch Lisa	AUT	-14 F	1160		176.29
19 De Jongh Hannah	RSA	-14 F	1140		173.25
20 Paturel Alizée	SUI	-14 F	970		147.42

Under 14 Boys Tricks Results



















Homologation: World record

Name	Country	Categ.	Elimination Round	Final	Overall
1 Anguenot Leo	FRA	-14 M	5530	5270	736.35
2 Antonau Anton	BLR	-14 M	4590	4800	639.15
3 Gustavsson-Lejonstål Fabian	SWE	-14 M	4350	4410	587.22
4 Grassi Simone	ITA	-14 M	3390	4400	585.89
5 Galvin Barry Jnr	IRL	-14 M	4220	4270	568.58
6 Fil'Chenko Danylo	UKR	-14 M	6850	4190	912.12
7 Techoueyres Aris	GRE	-14 M	3980	3980	529.96
8 Marenzi Edoardo	ITA	-14 M	3270	3590	478.03
9 Suslov Grigoriy	RUS	-14 M	3920	3530	521.97
10 Blomqvist Felix	SWE	-14 M	3030	3510	467.38
11 Samoilov Alexander	UKR	-14 M	4490	3360	597.87
12 Basic Carlo	AUT	-14 M	3340	3120	444.74
13 Hazelwood Robert	GBR	-14 M	2830		376.83
14 Rutkovski Artur	BLR	-14 M	2740		364.85
15 Bogne Jakob	SWE	-14 M	2650		352.86
16 Bordier Lindsay	FRA	-14 M	2370		315.58
17 Daniil Dany	GRE	-14 M	2290		304.93
18 Caldarola Francesco	ITA	-14 M	2080		276.96
19 Galvin Daniel	IRL	-14 M	2040		271.64
20 Vigezzi Enzo	FRA	-14 M	1830		243.68
21 Burke Thomas	GBR	-14 M	1810		241.01

Name	Country	Categ.	Elimination Round	Final
22 Malinovskiy Evgeniy	RUS 	-14 M	1720	229.03
23 Nosachev Evgeny	RUS 	-14 M	1200	159.79






















Under 17 Girls Tricks Results

Homologation: World record

Name	Country	Categ.	Elimination Round	Final	Overall
1 Straltsova Hanna	BLR 	-17 F	4780	5880	672.00
2 Poulain-Ferarios Camille	FRA 	-17 F	5660	5480	646.86
3 Kisialiova Katsiaryna	BLR 	-17 F	4880	5210	595.43
4 Bonnemann Giannina	GER 	-17 F	4700	4480	537.14
5 Bonnemann Chiara	GER 	-17 F	4140	4340	496.00
6 Savina Polina	RUS 	-17 F	4850	3780	554.29
7 Cespivova Anna	CZE 	-17 F	4400	3750	502.86
8 Wharton Charlotte	GBR 	-17 F	3600	3750	428.57
9 Phily Laura	FRA 	-17 F	5040	2840	576.00
10 Salmina Mara	AUT 	-17 F	3010	2390	344.00
11 Svecova Katerina	CZE 	-17 F	2860		326.86
12 Rader Laura	AUT 	-17 F	2850		325.71
13 Rybak Iryna	UKR 	-17 F	2670		305.14
14 Koulouri Chara	GRE 	-17 F	2440		278.86
15 Shevtsova Eva	UKR 	-17 F	2310		264.00
16 Vorona Maria	RUS 	-17 F	1530		174.86
17 Panagopoulou Sofia	GRE 	-17 F	1230		140.57
18 Williams Lauren	GBR 	-17 F	1110		126.86

Under 17 Boys Tricks Results

Homologation: World record

Name	Country	Categ.	Elimination Round	Final	Overall
1 Labkovich Ilya	BLR 	-17 M	9830	8560	935.30
2 Caruso Brando	ITA 	-17 M	7160	7800	742.15
3 Pajni Gianmarco	ITA 	-17 M	8200	7670	780.21
4 Shpak Stsiapan	BLR 	-17 M	7520	7620	725.02
5 Llewellyn Dorien	AUT 	-17 M	7250	7550	718.36
6 Meisner Viktor	CZE 	-17 M	6190	5480	588.96
7 Vasko Alexander	SVK 	-17 M	5060	5220	496.67
8 Lagadec Jean	*FRA 	-17 M	5620	5190	534.73
9 Dailland Tanguy	FRA 	-17 M	6940	4680	660.32
10 Mikriukov Mikhail	RUS 	-17 M	3850	4290	408.18
11 Poole Thomas	GBR 	-17 M	3750	3660	356.80
12 Hruby Libor	CZE 	-17 M	4330	3290	411.99
13 Noguera Vergés Alvar	ESP 	-17 M	3540		336.82
14 Turp William	GBR 	-17 M	3500		333.02
15 Berio Edoardo	ITA 	-17 M	3470		330.16
16 Hynek Radovan	SVK 	-17 M	3410		324.45
17 Kravchenko Gleb	UKR 	-17 M	3400		323.50
18 Jollivet Maxence	FRA 	-17 M	2570		244.53
19 Donatiu Viñas Lluís	ESP 	-17 M	2210		210.28
19 Weichhart Andreas	AUT 	-17 M	2210		210.28
21 Gravander Daniel	SWE 	-17 M	2070		196.96
22 Trushechkin Andrey	RUS 	-17 M	1580		150.33
23 Fisher Travis	RSA 	-17 M	1290		122.74

Under 14 Girls Jump Results

Homologation: World record

Name	Country	Categ.	Elimination Round	Final	Overall
1 Danisheuskaya Aliaksandra	BLR	-14 F	28.8m	29.1m	840.30
2 Orlicsch Lisa	AUT	-14 F	24.9m	27.2m	768.06
3 Taliaronak Aliaksandra	BLR	-14 F	24.9m	26.9m	756.65
4 Bagnoli Alice	ITA	-14 F	22.6m	24.2m	653.99
5 Perrault Philippine	FRA	-14 F	23.5m	23.6m	631.18
6 Moore Charlotte	GBR	-14 F	18.9m		452.47
7 Daniil Ioli	GRE	-14 F	18.3m		429.66
8 Huisman Pemm	NED	-14 F	16.4m		357.41
9 Outram Sanchia	GBR	-14 F	15.9m		338.40
10 Maksimenkova Sofia	UKR	-14 F	11.0m		152.09

Under 14 Boys Jump Results

Homologation: World record

Name	Country	Categ.	Elimination Round	Final	Overall
1 Blomqvist Felix	SWE	-14 M	39.5m	40.8m	984.03
2 Anguenot Leo	FRA	-14 M	33.6m	34.0m	766.77
3 Nosachev Evgeny	RUS	-14 M	31.6m	33.3m	744.41
4 Hazelwood Robert	GBR	-14 M	33.6m	33.1m	753.99
5 Antonau Anton	BLR	-14 M	32.0m	32.3m	712.46
6 Burke Thomas	GBR	-14 M	31.4m	30.7m	683.71
7 Basic Carlo	AUT	-14 M	30.5m	29.9m	654.95
8 Bogne Jakob	SWE	-14 M	29.8m	29.8m	632.59
9 Caldarola Francesco	ITA	-14 M	29.1m	29.7m	629.39
10 Daniil Dany	GRE	-14 M	27.7m	28.7m	597.44
11 Vigezzi Enzo	FRA	-14 M	26.0m	28.1m	578.27
12 Rutkovski Artur	BLR	-14 M	28.3m	26.4m	584.66
13 Fil'Chenko Danylo	UKR	-14 M	25.6m		498.40
14 Schutte Louis	RSA	-14 M	25.2m		485.62
15 Bordier Lindsay	FRA	-14 M	23.7m		437.70
15 Grassi Simone	ITA	-14 M	23.7m		437.70
17 Marenzi Edoardo	ITA	-14 M	21.8m		377.00
18 Galvin Barry Jnr	IRL	-14 M	21.5m		367.41
19 Galvin Daniel	IRL	-14 M	19.3m		297.12
20 Suslov Grigoriy	RUS	-14 M	18.8m		281.15
21 Hof Tycho	NED	-14 M	17.4m		236.42
22 Samoilov Alexander	UKR	-14 M	16.1m		194.89

Under 17 Girls Jump Results

Homologation: World record

Name	Country	Categ.	Elimination Round	Final	Overall
1 Straltsova Hanna	BLR	-17 F	41.3m	42.4m	936.51
2 Poulain-Ferarios Camille	FRA	-17 F	40.3m	40.7m	891.53
3 Bonnemann Giannina	GER	-17 F	39.3m	39.8m	867.72
4 Phily Laura	FRA	-17 F	38.8m	39.5m	859.79
5 Bonnemann Chiara	GER	-17 F	36.2m	36.3m	775.13
6 Wharton Charlotte	GBR	-17 F	35.2m	36.3m	775.13
7 Salmina Mara	AUT	-17 F	34.9m	36.0m	767.20
8 Rader Laura	AUT	-17 F	31.1m	34.9m	738.10
9 Lichtle Alexia	*FRA	-17 F	30.9m	34.7m	732.80
10 Kisialiova Katsiaryna	BLR	-17 F	32.2m	33.1m	690.48
11 Svecova Katerina	CZE	-17 F	28.6m		571.43
12 Cespivova Anna	CZE	-17 F	27.6m		544.97
13 Savina Polina	RUS	-17 F	23.2m		428.57
14 Vorona Maria	RUS	-17 F	20.9m		367.72
15 Geuther Aline	SUI	-17 F	20.6m		359.79
16 Williams Lauren	GBR	-17 F	0.0m		

Under 17 Boys Jump Results

Homologation: World record

	Name	Country	Categ.	Elimination Round	Final	Overall
1	Weichhart Andreas	AUT	-17 M	48.7m	49.0m	902.78
2	Turp William	GBR	-17 M	45.4m	48.4m	888.89
3	Pajni Gianmarco	ITA	-17 M	46.5m	47.7m	872.69
4	Hruby Libor	CZE	-17 M	45.6m	47.4m	865.74
5	Berio Edoardo	ITA	-17 M	46.8m	47.2m	861.11
6	Shpak Stsiapan	BLR	-17 M	48.5m	46.8m	891.20
7	Paci Alessandro	*ITA	-17 M	45.2m	45.6m	824.07
8	Llewellyn Dorien	AUT	-17 M	44.9m	45.5m	821.76
9	Labkovich Ilya	BLR	-17 M	44.8m	45.5m	821.76
10	Dailland Tanguy	FRA	-17 M	45.1m	43.2m	812.50
11	Donatiu Viñas Lluís	ESP	-17 M	43.2m	40.1m	768.52
12	Jollivet Maxence	FRA	-17 M	45.6m	0.0m	824.07
13	Noguera Vergés Alvar	ESP	-17 M	42.4m		750.00
14	Vasko Alexander	SVK	-17 M	42.3m		747.69
15	Caruso Brando	ITA	-17 M	40.6m		708.33
16	Meisner Viktor	CZE	-17 M	38.8m		666.67
17	Poole Thomas	GBR	-17 M	35.1m		581.02
18	Trushechkin Andrey	RUS	-17 M	31.7m		502.31
19	Hynek Radovan	SVK	-17 M	25.2m		351.85
20	Mikriukov Mikhail	RUS	-17 M	24.6m		337.96

Under 14 Girls Overall Results

	Name	Country	Categ.	Slalom	Tricks	Jump	Overall
1	Bagnoli Alice	ITA	-14 F	887.64	837.39	653.99	2379.02
2	Danisheuskaya Aliaksandra	BLR	-14 F	471.91	606.38	840.30	1918.59
3	Perrault Philippine	FRA	-14 F	820.22	451.37	631.18	1902.77
4	Daniil Ioli	GRE	-14 F	865.17	539.51	429.66	1834.34
5	Moore Charlotte	GBR	-14 F	719.10	566.87	452.47	1738.44
6	Orlitsch Lisa	AUT	-14 F	719.10	176.29	768.06	1663.45
7	Taliaronak Aliaksandra	BLR	-14 F	314.61	569.91	756.65	1641.17
8	Outram Sanchia	GBR	-14 F	415.73	267.48	338.40	1021.61
9	Huisman Pemm	NED	-14 F	292.13	258.36	357.41	907.90

Under 14 Boys Overall Results

	Name	Country	Categ.	Slalom	Tricks	Jump	Overall
1	Anguenot Leo	FRA	-14 M	787.23	736.35	766.77	2290.35
2	Antonau Anton	BLR	-14 M	680.85	639.15	712.46	2032.46
3	Hazelwood Robert	GBR	-14 M	680.85	376.83	753.99	1811.67
4	Daniil Dany	GRE	-14 M	787.23	304.93	597.44	1689.60
5	Rutkovski Artur	BLR	-14 M	648.94	364.85	584.66	1598.45
6	Galvin Barry Jnr	IRL	-14 M	648.94	568.58	367.41	1584.93
7	Burke Thomas	GBR	-14 M	648.94	241.01	683.71	1573.66
8	Grassi Simone	ITA	-14 M	542.55	585.89	437.70	1566.14
9	Bogne Jakob	SWE	-14 M	521.28	352.86	632.59	1506.73
10	Fil'Chenko Danylo	UKR	-14 M	95.74	912.12	498.40	1506.26
11	Blomqvist Felix	SWE	-14 M	10.64	467.38	984.03	1462.05
12	Caldarola Francesco	ITA	-14 M	510.64	276.96	629.39	1416.99
13	Basic Carlo	AUT	-14 M	297.87	444.74	654.95	1397.56
14	Suslov Grigoriy	RUS	-14 M	574.47	521.97	281.15	1377.59

Name	Country	Categ.	Slalom	Tricks	Jump	Overall
15 Nosachev Evgeny	RUS	-14 M	468.09	159.79	744.41	1372.29
16 Bordier Lindsay	FRA	-14 M	553.19	315.58	437.70	1306.47
17 Marenzi Edoardo	ITA	-14 M	414.89	478.03	377.00	1269.92
18 Galvin Daniel	IRL	-14 M	553.19	271.64	297.12	1121.95
19 Vigezzi Enzo	FRA	-14 M	255.32	243.68	578.27	1077.27
20 Samoilov Alexander	UKR	-14 M	31.91	597.87	194.89	824.67

Under 17 Girls Overall Results

Name	Country	Categ.	Slalom	Tricks	Jump	Overall
1 Poulain-Ferarios Camille	FRA	-17 F	931.82	646.86	891.53	2470.21
2 Straltsova Hanna	BLR	-17 F	761.36	672.00	936.51	2369.87
3 Bonnemann Giannina	GER	-17 F	863.64	537.14	867.72	2268.50
4 Phily Laura	FRA	-17 F	750.00	576.00	859.79	2185.79
5 Bonnemann Chiara	GER	-17 F	772.73	496.00	775.13	2043.86
6 Cespivova Anna	CZE	-17 F	852.27	502.86	544.97	1900.10
7 Salmina Mara	AUT	-17 F	647.73	344.00	767.20	1758.93
8 Rader Laura	AUT	-17 F	465.91	325.71	738.10	1529.72
9 Savina Polina	RUS	-17 F	511.36	554.29	428.57	1494.22
10 Svecova Katerina	CZE	-17 F	590.91	326.86	571.43	1489.20
11 Kisialiova Katsiaryna	BLR	-17 F	11.36	595.43	690.48	1297.27
12 Vorona Maria	RUS	-17 F	34.09	174.86	367.72	576.67

Under 17 Boys Overall Results

Name	Country	Categ.	Slalom	Tricks	Jump	Overall
1 Llewellyn Dorien	AUT	-17 M	890.00	718.36	821.76	2430.12
2 Caruso Brando	ITA	-17 M	970.00	742.15	708.33	2420.48
3 Labkovich Ilya	BLR	-17 M	610.00	935.30	821.76	2367.06
4 Pajni Gianmarco	ITA	-17 M	650.00	780.21	872.69	2302.90
5 Dailland Tanguy	FRA	-17 M	820.00	660.32	812.50	2292.82
6 Shpak Stsiapan	BLR	-17 M	670.00	725.02	891.20	2286.22
7 Meisner Viktor	CZE	-17 M	750.00	588.96	666.67	2005.63
8 Turp William	GBR	-17 M	760.00	333.02	888.89	1981.91
9 Hruby Libor	CZE	-17 M	680.00	411.99	865.74	1957.73
10 Vasko Alexander	SVK	-17 M	710.00	496.67	747.69	1954.36
11 Berio Edoardo	ITA	-17 M	650.00	330.16	861.11	1841.27
12 Jollivet Maxence	FRA	-17 M	720.00	244.53	824.07	1788.60
13 Weichhart Andreas	AUT	-17 M	640.00	210.28	902.78	1753.06
14 Noguera Vergés Alvar	ESP	-17 M	540.00	336.82	750.00	1626.82
15 Poole Thomas	GBR	-17 M	620.00	356.80	581.02	1557.82
16 Donatiu Viñas Lluís	ESP	-17 M	570.00	210.28	768.52	1548.80
17 Hynek Radovan	SVK	-17 M	620.00	324.45	351.85	1296.30
18 Trushechkin Andrey	RUS	-17 M	540.00	150.33	502.31	1192.64

Chief Judge
Michael Rauchenwald

Homologator
Bert Schreuder

Scorer
Ulf Langrock