




Under 10 Boys Slalom Results

Homologation: Ranking List

	Name	Country	Categ.	Preliminary	Final	Overall
1	Robinson Marcus	GBR 	-10 M	2.25/52	3.50/28	1000.00



Under 12 Girls Slalom Results

Homologation: Ranking List

	Name	Country	Categ.	Preliminary	Final	Overall
1	Nutt Katie	GBR 	-12 F	4.00/55/18.25	4.00/55/18.25	1000.00
2	Fox Katie	GBR 	-12 F	1.00/52	1.00/52	804.35


Under 12 Boys Slalom Results

Homologation: Ranking List

	Name	Country	Categ.	Preliminary	Final	Overall
1	Turp Benjamin	GBR 	-12 M	5.00/55/16.00	1.50/55/14.25	1000.00
2	Byer Sam	GBR 	-12 M	3.00/43	3.00/43	378.38






Under 14 Girls Slalom Results

Homologation: Ranking List

	Name	Country	Categ.	Preliminary	Final	Overall
1	Outram Sanchia	GBR 	-14 F	3.00/55/16.00	2.50/55/16.00	1000.00

Under 14 Boys Slalom Results









Homologation: Ranking List

	Name	Country	Categ.	Preliminary	Final	Overall
1	Hazelwood Robert	GBR 	-14 M	4.00/55/13.00	4.00/55/13.00	1000.00
2	Davies Aaron	GBR 	-14 M	1.00/55/13.00	3.00/55/13.00	978.26
3	Waz Chris	*GBR 	-14 M	5.00/55/14.25	3.00/55/13.00	978.26
4	Young Harry	GBR 	-14 M	2.00/55/14.25	3.50/55/14.25	858.70
5	Poland Joel	GBR 	-14 M	4.50/55/14.25	3.00/43	880.43










Under 17 Girls Slalom Results

Homologation: Ranking List

	Name	Country	Categ.	Preliminary	Final	Overall
1	Wharton Charlotte	GBR 	-17 F	4.00/55/13.00	2.50/55/12.00	1000.00
2	Fox Pamela	*GBR 	-17 F	2.00/55/12.00	1.50/55/12.00	991.15
3	Moore Charlotte	GBR 	-17 F	4.50/55/14.25	5.50/55/14.25	840.71
4	Jones Julia	GBR 	-17 F	4.50/55/14.25	4.50/55/14.25	823.01
5	Allman Jemma	*GBR 	-17 F	1.00/55/13.00	0.50/40	867.26
6	Colverd Jodie	*GBR 	-17 F	1.00/55/14.25		761.06
7	Pett Louisa	*GBR 	-17 F	3.00/55/16.00		690.27
8	Logie Banerji Isla	*GBR 	-17 F	2.00/55/16.00		672.57





Under 17 Boys Slalom Results

Homologation: Ranking List

	Name	Country	Categ.	Preliminary	Final	Overall
1	Kinnane David	*GBR 	-17 M	4.50/58/12.00	2.00/58/11.25	1086.96
2	Heath Calum	GBR 	-17 M	2.00/58/12.00	4.00/58/12.00	1000.00
3	Spavin Harry	GBR 	-17 M	4.00/58/13.00	2.00/58/13.00	869.57
4	Foley-Brickley David	GBR 	-17 M	4.00/58/13.00	1.50/58/13.00	869.57
5	Hazelwood Ben	GBR 	-17 M	2.00/58/13.00	0.50/58/13.00	826.09
6	Outram Luke	GBR 	-17 M	5.00/58/14.25		760.87
7	Burke Thomas	GBR 	-17 M	3.00/58/14.25		717.39






Under 21 Ladies Slalom Results

Homologation: Ranking List

	Name	Country	Categ.	Preliminary	Final	Overall
1	Winter Amelia	*GBR 	-21 F	3.00/55/12.00	2.50/55/12.00	1125.00
2	Shorten Danielle	GBR 	-21 F	3.50/55/13.00	4.00/55/13.00	1000.00
3	Benjamin Jennifer	GBR 	-21 F	4.00/55/13.00	3.00/55/13.00	1000.00
4	Jones Sarah	*GBR 	-21 F	0.00/55/13.00	0.50/55/13.00	912.50

Under 21 Men Slalom Results


Homologation: Ranking List

	Name	Country	Categ.	Preliminary	Final	Overall
1	Bowler Joshua	*GBR 	-21 M	1.50/58/13.00	2.50/58/11.25	987.18
2	Earl James	GBR 	-21 M	3.00/58/11.25	2.50/58/12.00	1000.00
3	Murphy Darren	*GBR 	-21 M	2.00/58/12.00	2.00/58/12.00	820.51
4	Pett Alex	*GBR 	-21 M	4.50/58/14.25	4.25/58/13.00	724.36
5	Wharton Christopher	GBR 	-21 M	1.50/58/13.00	0.00/58/13.00	653.85






Under 10 Boys Tricks Results

Homologation: Ranking List

	Name	Country	Categ.	Preliminary	Final	Overall
1	Robinson Marcus	GBR 	-10 M	290	450	1000.00



Under 12 Girls Tricks Results

Homologation: Ranking List

	Name	Country	Categ.	Preliminary	Final	Overall
1	Nutt Katie	GBR 	-12 F	1720	2110	1000.00
2	Butterfield Amber	*GBR 	-12 F	2060	960	976.30
3	Fox Katie	GBR 	-12 F	690	660	327.01


Under 12 Boys Tricks Results

Homologation: Ranking List

	Name	Country	Categ.	Preliminary	Final	Overall
1	Turp Benjamin	GBR 	-12 M	980	1460	1000.00
2	Byer Sam	GBR 	-12 M	500	380	342.47





Under 14 Girls Tricks Results

Homologation: Ranking List

	Name	Country	Categ.	Preliminary	Final	Overall
1	Outram Sanchia	GBR 	-14 F	2850	2870	1000.00







Under 14 Boys Tricks Results

Homologation: Ranking List

	Name	Country	Categ.	Preliminary	Final	Overall
1	Poland Joel	GBR 	-14 M	3330	3240	1000.00
2	Hazelwood Robert	GBR 	-14 M	2650	3040	912.91
3	Davies Aaron	GBR 	-14 M	2020	1690	606.61
4	Young Harry	GBR 	-14 M	1360	1210	408.41

Under 17 Girls Tricks Results







Homologation: Ranking List

	Name	Country	Categ.	Preliminary	Final	Overall
1	Wharton Charlotte	GBR 	-17 F	4590	4310	1000.00
2	Moore Charlotte	GBR 	-17 F	3780	3860	840.96
3	Allman Jemma	*GBR 	-17 F	3350	3350	729.85
4	Jones Julia	GBR 	-17 F	2550	2830	616.56
5	Fox Pamela	*GBR 	-17 F	2110	1800	459.69
6	Colverd Jodie	*GBR 	-17 F	1910		416.12





Under 17 Boys Tricks Results

Homologation: Ranking List

	Name	Country	Categ.	Preliminary	Final	Overall
1	Outram Luke	GBR 	-17 M	2410	4600	1000.00
2	Heath Calum	GBR 	-17 M	2230	3910	850.00
3	Hazelwood Ben	GBR 	-17 M	3030	3340	726.09
4	Burke Thomas	GBR 	-17 M	2750	2770	602.17
5	Spavin Harry	GBR 	-17 M	3480	2680	756.52
6	Foley-Brickley David	GBR 	-17 M	1570		341.30



Under 21 Ladies Tricks Results

Homologation: Ranking List

	Name	Country	Categ.	Preliminary	Final	Overall
1	Shorten Danielle	GBR 	-21 F	2910	3220	1000.00
2	Benjamin Jennifer	GBR 	-21 F	120	2640	819.88

Under 21 Men Tricks Results


Homologation: Ranking List

	Name	Country	Categ.	Preliminary	Final	Overall
1	Earl James	GBR 	-21 M	8510	7530	1000.00
2	Wharton Christopher	GBR 	-21 M	4200	4970	584.02







Under 14 Girls Jump Results

Homologation: Ranking List

	Name	Country	Categ.	Preliminary	Final	Overall
1	Outram Sanchia	GBR 	-14 F	16.6m	16.7m	1000.00




Under 14 Boys Jump Results

Homologation: Ranking List

	Name	Country	Categ.	Preliminary	Final	Overall
1	Hazelwood Robert	GBR 	-14 M	34.3m	34.2m	1000.00
2	Poland Joel	GBR 	-14 M	29.0m	30.2m	831.28
3	Davies Aaron	GBR 	-14 M	29.9m	28.1m	818.93
4	Young Harry	GBR 	-14 M	20.4m	20.3m	427.98








Under 17 Girls Jump Results

Homologation: Ranking List

	Name	Country	Categ.	Preliminary	Final	Overall
1	Wharton Charlotte	GBR 	-17 F	35.9m	38.1m	1000.00
2	Jones Julia	GBR 	-17 F	30.1m	30.0m	742.77
3	Moore Charlotte	GBR 	-17 F	25.7m	26.5m	627.01



Under 17 Boys Jump Results

Homologation: Ranking List

	Name	Country	Categ.	Preliminary	Final	Overall
1	Critchley Jack	*GBR 	-17 M	48.3m	49.8m	1275.64
2	Spavin Harry	GBR 	-17 M	40.5m	41.2m	1000.00
3	Outram Luke	GBR 	-17 M	39.9m	38.7m	958.33
4	Burke Thomas	GBR 	-17 M	39.5m	37.3m	945.51
5	Heath Calum	GBR 	-17 M	34.5m	34.7m	791.67
6	Hazelwood Ben	GBR 	-17 M	33.9m		766.03
7	Foley-Brickley David	GBR 	-17 M	29.5m		625.00




Under 21 Ladies Jump Results

Homologation: Ranking List

	Name	Country	Categ.	Preliminary	Final	Overall
1	Shorten Danielle	GBR 	-21 F	38.0m	38.5m	1000.00
2	Benjamin Jennifer	GBR 	-21 F	34.2m	35.8m	914.29


Under 21 Men Jump Results

Homologation: Ranking List



	Name	Country	Categ.	Preliminary	Final	Overall
1	Turp William	GBR 	-21 M	46.9m	49.2m	935.56
2	Earl James	GBR 	-21 M	51.9m	48.6m	1000.00
3	Wharton Christopher	GBR 	-21 M	47.0m	43.1m	883.05





Under 10 Boys Overall Results

	Name	Country	Categ.	Slalom	Tricks	Jump	Overall
1	Robinson Marcus	GBR 	-10 M	1000.00	1000.00		2000.00


Under 12 Girls Overall Results

	Name	Country	Categ.	Slalom	Tricks	Jump	Overall
1	Nutt Katie	GBR 	-12 F	1000.00	1000.00		2000.00
2	Fox Katie	GBR 	-12 F	804.35	327.01		1131.36





Under 12 Boys Overall Results

	Name	Country	Categ.	Slalom	Tricks	Jump	Overall
1	Turp Benjamin	GBR 	-12 M	1000.00	1000.00		2000.00
2	Byer Sam	GBR 	-12 M	378.38	342.47		720.85




Under 14 Girls Overall Results

	Name	Country	Categ.	Slalom	Tricks	Jump	Overall
1	Outram Sanchia	GBR 	-14 F	1000.00	1000.00	1000.00	3000.00

Under 14 Boys Overall Results







	Name	Country	Categ.	Slalom	Tricks	Jump	Overall
1	Hazelwood Robert	GBR 	-14 M	1000.00	912.91	1000.00	2912.91
2	Poland Joel	GBR 	-14 M	880.43	1000.00	831.28	2711.71
3	Davies Aaron	GBR 	-14 M	978.26	606.61	818.93	2403.80
4	Young Harry	GBR 	-14 M	858.70	408.41	427.98	1695.09

Under 17 Girls Overall Results



	Name	Country	Categ.	Slalom	Tricks	Jump	Overall
1	Wharton Charlotte	GBR 	-17 F	1000.00	1000.00	1000.00	3000.00
2	Moore Charlotte	GBR 	-17 F	840.71	840.96	627.01	2308.68
3	Jones Julia	GBR 	-17 F	823.01	616.56	742.77	2182.34





Under 17 Boys Overall Results

	Name	Country	Categ.	Slalom	Tricks	Jump	Overall
1	Outram Luke	GBR 	-17 M	760.87	1000.00	958.33	2719.20
2	Heath Calum	GBR 	-17 M	1000.00	850.00	791.67	2641.67
3	Spavin Harry	GBR 	-17 M	869.57	756.52	1000.00	2626.09
4	Hazelwood Ben	GBR 	-17 M	826.09	726.09	766.03	2318.21
5	Burke Thomas	GBR 	-17 M	717.39	602.17	945.51	2265.07
6	Foley-Brickley David	GBR 	-17 M	869.57	341.30	625.00	1835.87

Under 21 Ladies Overall Results

	Name	Country	Categ.	Slalom	Tricks	Jump	Overall
1	Shorten Danielle	GBR 	-21 F	1000.00	1000.00	1000.00	3000.00
2	Benjamin Jennifer	GBR 	-21 F	1000.00	819.88	914.29	2734.17

Under 21 Men Overall Results

	Name	Country	Categ.	Slalom	Tricks	Jump	Overall
1	Earl James	GBR 	-21 M	1000.00	1000.00	1000.00	3000.00
2	Wharton Christopher	GBR 	-21 M	653.85	584.02	883.05	2120.92

Chief Judge
Jill Howard

Homologator
Peter Davies

Scorer
Paul Airey

