

















Under 17 Girls Slalom Results

Homologation: Ranking List

	Name	Country	Categ.	Eliminacje	Finaly	Overall
1	Rutkowska Malgorzata	POL	 -17 F	0,50/55/16.00	1,00/55/16.00 (Tiebreak: 1,00/55/14.25)	1000,00
2	Ivlyushkina Olga	UKR	 -17 F	4,00/55/18.25	1,00/55/16.00 (Tiebreak: 0,50/55/18.25)	1000,00
3	Setchanka Volha	BLR	 -17 F	2,00/55/18.25	3,50/55/18.25	928,57
4	Radziuk Krystina	BLR	 -17 F	2,50/55/18.25	4,50/52	908,16
5	Maksimenkova Sofia	UKR	 -17 F	2,50/52	1,50/52	785,71
6	Kuzmenko Ksenia	UKR	 -17 F	2,50/46		540,82
7	Habera Karolina	POL	 -17 F	4,00/37		204,08
8	Kampert Sara	POL	 -17 F	2,50/37		173,47
9	Byczkowska Milena	POL	 -17 F	0,00/34		







Under 17 Boys Slalom Results

Homologation: Ranking List

	Name	Country	Categ.	Eliminacje	Finaly	Overall
1	Gogola Wojciech	POL	 -17 M	3,50/58/18.25	4,00/58/16.00	1000,00
2	Fil'Chenko Danylo	UKR	 -17 M	5,00/58/18.25	4,00/58/18.25	903,85
3	Kowalczyk Krzysztof	POL	 -17 M	2,00/58/18.25	0,00/58/18.25	846,15
4	Zawadzki Erwin	POL	 -17 M	3,00/58/18.25	3,50/55/18.25	865,38
5	Artsiomau Yahor	BLR	 -17 M	3,50/55/18.25	2,00/55/18.25	759,62
6	Samoilov Alexander	UKR	 -17 M	1,50/52		605,77
7	Grzesiak Mateusz	POL	 -17 M	0,00/37		











Open Ladies Slalom Results

Homologation: Ranking List

	Name	Country	Categ.	Eliminacje	Finaly	Overall
1	Pavlova Olga	BLR	 Ope F	3,50/55/13.00	3,50/55/13.00	1000,00
2	Karabanava Maryia	BLR	 Ope F	0,50/55/13.00	2,50/55/14.25	952,76
3	Mazurkiewicz Justyna	POL	 Ope F	0,00/55/16.00	0,50/55/14.25	858,27
4	Mos Anna	POL	 Ope F	3,00/55/16.00	2,50/55/16.00	803,15
5	Gogola Anna	POL	 Ope F	1,00/55/16.00	2,50/55/16.00	795,28
6	Gogola Aleksandra	POL	 Ope F	3,50/52		622,05








Open Men Slalom Results


Homologation: Ranking List

	Name	Country	Categ.	Eliminacje	Finaly	Overall
1	Gruca Martin	POL	 Ope M	2,00/58/12.00	2,00/58/13.00	1000,00
2	Pieczonka Bartosz	POL	 Ope M	3,50/58/18.25	1,50/58/13.00	904,41
3	Kazek Dawid	POL	 Ope M	0,00/58/14.25	3,50/58/14.25	845,59
4	Galinowski Jan	POL	 Ope M	3,50/58/18.25	3,00/58/16.00	750,00
5	Swietek Pawel	POL	 Ope M	3,00/58/16.00	2,50/55/18.25	750,00
6	Naorniakowski Marek	POL	 Ope M	3,00/58/18.25		661,76
7	Naorniakowski Tomasz	POL	 Ope M	5,00/55/18.25		602,94
8	Liese Maciej	POL	 Ope M	3,25/52		488,97
9	Naorniakowski Jacek	POL	 Ope M	1,50/52		463,24
10	Presz Jan	POL	 Ope M	0,50/37		7,35

Under 17 Girls Tricks Results








Homologation: Ranking List

	Name	Country	Categ.	Eliminacje	Finaly	Overall
1	Ivlyushkina Olga	UKR	 -17 F	5290	5710	1000,00
2	Maksimenkova Sofia	UKR	 -17 F	4960	5410	947,46
3	Kuzmenko Ksenia	UKR	 -17 F	4590	4260	803,85
4	Shevtsova Eva	UKR	 -17 F	3480	3790	663,75
5	Pirozhenko Anna	UKR	 -17 F	4780	3590	837,13
6	Prosvetova Stanislava	UKR	 -17 F	3190	3550	621,72
7	Rybak Iryna	UKR	 -17 F	4060	3540	711,03

	Name	Country	Categ.	Eliminacje	Finaly	Overall
8	Setchanka Volha	BLR	 -17 F	3190	3540	619,96
9	Radziuk Krystina	BLR	 -17 F	3350	3250	586,69
10	Rutkowska Malgorzata	POL	 -17 F	780		136,60
11	Habera Karolina	POL	 -17 F	500		87,57
12	Kampert Sara	POL	 -17 F	460		80,56
13	Byczkowska Milena	POL	 -17 F	40		7,01








Under 17 Boys Tricks Results

Homologation: Ranking List

	Name	Country	Categ.	Eliminacje	Finaly	Overall
1	Fil'Chenko Danylo	UKR	 -17 M	6930	7410	1000,00
2	Samoilov Alexander	UKR	 -17 M	5700	5600	769,23
3	Artsiomaŭ Yahor	BLR	 -17 M	4960	4750	669,37
4	Kravchenko Gleb	UKR	 -17 M	3660	2670	493,93
5	Gogola Wojciech	POL	 -17 M	1260		170,04
6	Zawadzki Erwin	POL	 -17 M	700		94,47
7	Grzesiak Mateusz	POL	 -17 M	500		67,48









Open Ladies Tricks Results

Homologation: Ranking List

	Name	Country	Categ.	Eliminacje	Finaly	Overall
1	Begun Anna	BLR	 Ope F	5470	5880	956,10
2	Pavlova Olga	BLR	 Ope F	6150	5870	1000,00
3	Mazurkiewicz Justyna	POL	 Ope F	4020	4430	720,33
4	Karabanava Maryia	BLR	 Ope F	3140	3140	510,57
5	Mos Anna	POL	 Ope F	4230	2310	687,80
6	Volodzkinia Aliaksandra	BLR	 Ope F	3100		504,07
7	Gogola Anna	POL	 Ope F	1440		234,15





Open Men Tricks Results

Homologation: Ranking List

	Name	Country	Categ.	Eliminacje	Finaly	Overall
1	Kazek Dawid	POL	 Ope M	7170	9200	1000,00
2	Gruca Martin	POL	 Ope M	4770	4390	518,48
3	Swietek Pawel	POL	 Ope M	3600	3130	391,30
4	Pieczonka Bartosz	POL	 Ope M	2680	3120	339,13
5	Presz Jan	POL	 Ope M	1700	2800	304,35
6	Naorniakowski Jacek	POL	 Ope M	970		105,43
7	Galinowski Jan	POL	 Ope M	890		96,74
8	Naorniakowski Tomasz	POL	 Ope M	870		94,57





Under 17 Girls Jump Results

Homologation: Ranking List

	Name	Country	Categ.	Eliminacje	Finaly	Overall
1	Rutkowska Malgorzata	POL	 -17 F	28,4m	31,1m	1000,00
2	Ivlyushkina Olga	UKR	 -17 F	15,5m	16,4m	390,04
3	Maksimenkova Sofia	UKR	 -17 F	15,4m	15,4m	348,55
4	Kuzmenko Ksenia	UKR	 -17 F	9,6m	10,3m	136,93




Under 17 Boys Jump Results

Homologation: Ranking List

	Name	Country	Categ.	Eliminacje	Finaly	Overall
1	Zawadzki Erwin	POL	 -17 M	33,6m	36,0m	1000,00
2	Fil'Chenko Danylo	UKR	 -17 M	21,4m	24,0m	538,46
3	Samoilov Alexander	UKR	 -17 M	22,4m	21,3m	476,92
4	Gogola Wojciech	POL	 -17 M	22,5m		480,77






Open Ladies Jump Results

Homologation: Ranking List





	Name	Country	Categ.	Eliminacje	Finaly	Overall
1	Pavlova Olga	BLR	 Ope F	32,3m		1000,00
2	Gogola Anna	POL	 Ope F	27,6m		814,23
3	Mazurkiewicz Justyna	POL	 Ope F	18,9m		470,36

Open Men Jump Results





Homologation: Ranking List

	Name	Country	Categ.	Eliminacje	Finaly	Overall
1	Galinowski Jan	POL	 Ope M	41,1m	45,4m	1000,00
2	Pieczonka Bartosz	POL	 Ope M	35,4m	39,5m	833,33
3	Swietek Pawel	POL	 Ope M	29,6m	34,9m	703,39
4	Gruca Martin	POL	 Ope M	31,2m	30,8m	598,87
5	Kazek Dawid	POL	 Ope M	30,7m		584,75


Under 17 Girls Overall Results

	Name	Country	Categ.	Slalom	Tricks	Jump	Overall
1	Ivlyushkina Olga	UKR	 -17 F	1000,00	1000,00	390,04	2390,04
2	Rutkowska Malgorzata	POL	 -17 F	1000,00	136,60	1000,00	2136,60
3	Maksimenkova Sofia	UKR	 -17 F	785,71	947,46	348,55	2081,72
4	Kuzmenko Ksenia	UKR	 -17 F	540,82	803,85	136,93	1481,60






Under 17 Boys Overall Results

	Name	Country	Categ.	Slalom	Tricks	Jump	Overall
1	Fil'Chenko Danylo	UKR	 -17 M	903,85	1000,00	538,46	2442,31
2	Zawadzki Erwin	POL	 -17 M	865,38	94,47	1000,00	1959,85
3	Samoilov Alexander	UKR	 -17 M	605,77	769,23	476,92	1851,92
4	Gogola Wojciech	POL	 -17 M	1000,00	170,04	480,77	1650,81

Open Ladies Overall Results

	Name	Country	Categ.	Slalom	Tricks	Jump	Overall
1	Pavlova Olga	BLR	 Ope F	1000,00	1000,00	1000,00	3000,00
2	Mazurkiewicz Justyna	POL	 Ope F	858,27	720,33	470,36	2048,96
3	Gogola Anna	POL	 Ope F	795,28	234,15	814,23	1843,66

Open Men Overall Results

	Name	Country	Categ.	Slalom	Tricks	Jump	Overall
1	Kazek Dawid	POL	 Ope M	845,59	1000,00	584,75	2430,34
2	Gruca Martin	POL	 Ope M	1000,00	518,48	598,87	2117,35
3	Pieczonka Bartosz	POL	 Ope M	904,41	339,13	833,33	2076,87
4	Galinowski Jan	POL	 Ope M	750,00	96,74	1000,00	1846,74
5	Swietek Pawel	POL	 Ope M	750,00	391,30	703,39	1844,69

Chief Judge
Michael PadalyakHomologator
Jacek ZasepaScorer
Grazyna Naorniakowska