






Under 10 Girls Slalom Results**Under 10 Boys Slalom Results****Under 12 Girls Slalom Results****Under 12 Boys Slalom Results****Under 14 Girls Slalom Results**

	Name	Country	Categ.	Round 1	Round 2	Round 3
1	Nutt Katie	GBR 	-14 F	3.00/55/16.00	3.00/55/16.00	0.00/37
2	Richards Gemma	*GBR 	-14 F	1.50/55/18.25	4.00/52	3.00/55/18.25


Under 14 Boys Slalom Results

	Name	Country	Categ.	Round 1	Round 2	Round 3
1	Poland Joel	GBR 	-14 M	3.00/55/12.00	5.00/55/12.00	3.50/55/12.00
2	Scutt Oli	GBR 	-14 M	1.50/43	2.00/49	0.00/40





Over 65 Ladies Slalom Results

	Name	Country	Categ.	Round 1	Round 2	Round 3
1	Worship Carol	*GBR 	65+ F	5.00/49	2.50/49	5.00/49




Over 65 Men Slalom Results

	Name	Country	Categ.	Round 1	Round 2	Round 3
1	Hurley Stan	*GBR 	65+ M	2.50/52	2.00/52/14.25	1.50/52/16.00









Over 55 Ladies Slalom Results**Over 55 Men Slalom Results**

	Name	Country	Categ.	Round 1	Round 2	Round 3
1	Ward George	GBR 	55+ M	2.00/55/13.00	0.00/40	2.50/55/13.00
2	Jones Keith	*GBR 	55+ M	2.00/55/13.00	0.00/40	2.00/55/13.00
3	Philips John	*GBR 	55+ M	2.00/55/13.00	3.50/55/14.25	1.50/55/13.00
4	Lowe Simon	GBR 	55+ M	4.50/55/14.25	2.50/55/14.25	




Over 45 Ladies Slalom Results

	Name	Country	Categ.	Round 1	Round 2	Round 3
1	Hebdon Sarah	*GBR 	45+ F	0.50/55/14.25	5.00/55/14.25	0.50/55/14.25
2	Lowe Katie	GBR 	45+ F	1.50/55/16.00	4.00/55/16.00	0.00/37
3	Moore Jane	*GBR 	45+ F			1.50/55/16.00








Over 45 Men Slalom Results

	Name	Country	Categ.	Round 1	Round 2	Round 3
1	Hazelwood Timothy	GBR 	45+ M	4.00/55/11.25		2.00/55/11.25
2	Fardon Allan	*GBR 	45+ M	4.00/55/12.00	3.00/55/12.00	3.50/55/12.00
3	Lillis Stuart	*GBR 	45+ M	3.00/55/13.00	4.50/55/13.00	1.00/55/12.00
4	Murphy Graham	*GBR 	45+ M	2.50/55/13.00	4.00/55/13.00	4.50/55/13.00
5	Kerr Jonathon	*GBR 	45+ M	2.00/55/13.00	2.00/55/14.25	1.50/55/14.25
6	Poland Rob	*GBR 	45+ M	3.00/55/14.25	1.50/55/14.25	5.00/55/14.25
7	Beard Mark	GBR 	45+ M	5.00/55/16.00	3.00/55/14.25	0.00/40
8	Wells Richard	*GBR 	45+ M	4.00/55/16.00	2.50/55/14.25	0.50/40





Over 35 Ladies Slalom Results**Over 35 Men Slalom Results****Under 17 Girls Slalom Results**

	Name	Country	Categ.	Round 1	Round 2	Round 3
1	Outram Sanchia	GBR 	-17 F	1.00/55/13.00	4.00/55/14.25	0.00/37
2	Moore Charlotte	GBR 	-17 F	2.50/55/14.25	2.50/55/16.00	0.00/37
3	Jones Sophie	GBR 	-17 F	2.00/55/16.00	0.00/37	5.50/55/16.00





Under 17 Boys Slalom Results



	Name	Country	Categ.	Round 1	Round 2	Round 3
1	Heath Calum	GBR 	-17 M	5.50/58/13.00	5.50/58/12.00	2.00/58/11.25
2	Spavin Harry	GBR 	-17 M	3.00/58/12.00	2.50/40	0.00/40
3	Hazelwood Robert	GBR 	-17 M	2.00/58/12.00	3.50/58/14.25	0.00/40
4	Burke Thomas	GBR 	-17 M	3.50/58/13.00	0.00/40	3.00/58/13.00
5	Davies Aaron	GBR 	-17 M	5.00/58/14.25	2.50/58/14.25	4.50/58/14.25
6	Murphy Alex	*GBR 	-17 M	5.00/55/18.25	3.00/58/16.00	3.00/58/16.00
7	Young Harry	*GBR 	-17 M	0.00/40	1.50/58/16.00	0.50/58/16.00

Under 21 Ladies Slalom Results**Under 21 Men Slalom Results**


	Name	Country	Categ.	Round 1	Round 2	Round 3
1	Murphy Darren	*GBR 	-21 M	1.50/58/12.00	5.00/58/12.00	4.00/58/12.00
2	Poole Thomas	GBR 	-21 M	1.50/58/12.00	2.00/58/12.00	0.00/40
3	Outram Luke	GBR 	-21 M	0.25/58/12.00	1.50/58/14.25	0.00/40
4	Kerr Adam	*GBR 	-21 M	4.00/58/14.25	2.00/58/14.25	3.00/58/13.00

Open Ladies Slalom Results**Open Men Slalom Results**



	Name	Country	Categ.	Round 1	Round 2	Round 3
1	Winter Frederick	*GBR 	Ope M	3.50/58/10.25	0.50/58/10.75	2.50/58/10.25
2	Hebdon Harry	*GBR 	Ope M	1.50/58/11.25	3.00/58/12.00	3.50/58/11.25
3	Anthony Alex	GBR 	Ope M	1.00/58/11.25	0.00/40	2.00/58/11.25
4	Scutt Rod	GBR 	Ope M	5.50/58/18.25	2.50/58/14.25	4.00/58/14.25

	Name	Country	Categ.	Round 1	Round 2	Round 3
5	Spence Dan	*GBR 	Ope M	1.00/58/14.25	1.50/58/14.25	4.50/40
6	Wallace Clive	GBR 	Ope M	4.00/58/16.00	0.00/40	3.50/58/16.00


Under 10 Girls Tricks Results

	Name	Country	Categ.	Round 1	Round 2	Round 3
1	Scutt Emma	*GBR 	-10 F	200	80	



Under 10 Boys Tricks Results**Under 12 Girls Tricks Results**

	Name	Country	Categ.	Round 1	Round 2	Round 3
1	Butterfield Amber	*GBR 	-12 F	1280	1600	
2	Finnegan Liviya	*GBR 	-12 F	320	320	




Under 12 Boys Tricks Results**Under 14 Girls Tricks Results**

	Name	Country	Categ.	Round 1	Round 2	Round 3
1	Nutt Katie	GBR 	-14 F	2700	1960	


Under 14 Boys Tricks Results

	Name	Country	Categ.	Round 1	Round 2	Round 3
1	Poland Joel	GBR 	-14 M	4500	4830	
2	Scutt Oli	GBR 	-14 M	900	440	



Over 65 Ladies Tricks Results**Over 65 Men Tricks Results****Over 55 Ladies Tricks Results****Over 55 Men Tricks Results**

	Name	Country	Categ.	Round 1	Round 2	Round 3
1	Ward George	GBR 	55+ M	1700	1460	
2	Philips John	*GBR 	55+ M	1360	1580	
3	Lowe Simon	GBR 	55+ M	680	0	




Over 45 Ladies Tricks Results

	Name	Country	Categ.	Round 1	Round 2	Round 3
1	Lowe Katie	GBR 	45+ F	930		








Over 45 Men Tricks Results

	Name	Country	Categ.	Round 1	Round 2	Round 3
1	Hazelwood Timothy	GBR 	45+ M	2140	2300	
2	Beard Mark	GBR 	45+ M	1940	1380	



Over 35 Ladies Tricks Results**Over 35 Men Tricks Results****Under 17 Girls Tricks Results**

	Name	Country	Categ.	Round 1	Round 2	Round 3
1	Outram Sanchia	GBR 	-17 F	4130	4330	
2	Moore Charlotte	GBR 	-17 F	3910	3760	
3	Jones Sophie	GBR 	-17 F	0	2920	




Under 17 Boys Tricks Results

	Name	Country	Categ.	Round 1	Round 2	Round 3
1	Hazelwood Robert	GBR 	-17 M	5830	4330	
2	Heath Calum	GBR 	-17 M	5110	0	
3	Spavin Harry	GBR 	-17 M	2800	3410	
4	Davies Aaron	GBR 	-17 M	3040	0	
5	Burke Thomas	GBR 	-17 M	2760	0	
6	Young Harry	*GBR 	-17 M	1540	1540	
7	Murphy Alex	*GBR 	-17 M	1390	1190	


Under 21 Ladies Tricks Results**Under 21 Men Tricks Results**

	Name	Country	Categ.	Round 1	Round 2	Round 3
1	Poole Thomas	GBR 	-21 M	4340	0	
2	Outram Luke	GBR 	-21 M	2940	2730	



Open Ladies Tricks Results**Open Men Tricks Results**

	Name	Country	Categ.	Round 1	Round 2	Round 3
1	Anthony Alex	GBR 	Ope M	4260	0	
2	Wallace Clive	GBR 	Ope M	2510	2240	
3	Scutt Rod	GBR 	Ope M	1350	0	




Under 14 Girls Jump Results

	Name	Country	Categ.	Round 1	Round 2	Round 3
1	Nutt Katie	GBR 	-14 F	9.6m	9.9m	10.0m


Under 14 Boys Jump Results

	Name	Country	Categ.	Round 1	Round 2	Round 3
1	Poland Joel	GBR 	-14 M	34.3m	0.0m	
2	Scutt Oli	GBR 	-14 M	12.3m	13.4m	15.3m



Over 55 Ladies Jump Results**Over 55 Men Jump Results**

	Name	Country	Categ.	Round 1	Round 2	Round 3
1	Clarke Geoff	*IRL 	55+ M	37.9m	39.6m	42.8m
2	Ward George	GBR 	55+ M	37.1m	36.9m	
3	Lowe Simon	GBR 	55+ M	27.8m		




Over 45 Ladies Jump Results

	Name	Country	Categ.	Round 1	Round 2	Round 3
1	Lowe Katie	GBR 	45+ F	23.8m		






Over 45 Men Jump Results

	Name	Country	Categ.	Round 1	Round 2	Round 3
1	Hazelwood Timothy	GBR 	45+ M	54.1m	52.2m	
2	Beard Mark	GBR 	45+ M	34.3m	38.3m	



Over 35 Ladies Jump Results**Over 35 Men Jump Results****Under 17 Girls Jump Results**

	Name	Country	Categ.	Round 1	Round 2	Round 3
1	Moore Charlotte	GBR 	-17 F	30.6m	31.1m	
2	Outram Sanchia	GBR 	-17 F	26.2m	27.1m	27.1m
3	Jones Sophie	GBR 	-17 F	24.1m		





Under 21 Ladies Jump Results**Open Ladies Jump Results****Under 17 Boys Jump Results**

	Name	Country	Categ.	Round 1	Round 2	Round 3
1	Burke Thomas	GBR 	-17 M	38.4m	44.9m	43.1m
2	Spavin Harry	GBR 	-17 M	43.7m	41.1m	
3	Hazelwood Robert	GBR 	-17 M	39.9m	39.8m	40.7m
4	Heath Calum	GBR 	-17 M	38.2m	40.5m	38.5m
5	Davies Aaron	GBR 	-17 M	32.9m	37.4m	37.1m


Under 21 Men Jump Results

	Name	Country	Categ.	Round 1	Round 2	Round 3
1	Outram Luke	GBR 	-21 M	46.5m	48.5m	49.9m
2	Poole Thomas	GBR 	-21 M	45.9m	45.4m	44.2m



Open Men Jump Results

	Name	Country	Categ.	Round 1	Round 2	Round 3
1	Anthony Alex	GBR 	Ope M	54.5m	58.3m	
2	Singleton Chris	*GBR 	Ope M	51.6m	51.8m	53.3m
3	Scutt Rod	GBR 	Ope M	36.0m	34.9m	35.2m
4	Wallace Clive	GBR 	Ope M	31.2m	30.2m	29.7m



Under 10 Girls Overall Results**Under 10 Boys Overall Results****Under 12 Girls Overall Results****Under 12 Boys Overall Results****Under 14 Girls Overall Results**

	Name	Country	Categ.	Slalom	Tricks	Jump	
1	Nutt Katie	GBR 	-14 F	1000.00	1000.00	1000.00	3000.00


Under 14 Boys Overall Results

	Name	Country	Categ.	Slalom	Tricks	Jump	
1	Poland Joel	GBR 	-14 M	1000.00	1000.00	1000.00	3000.00
2	Scutt Oli	GBR 	-14 M	338.98	186.34	218.11	743.43



Over 65 Ladies Overall Results**Over 65 Men Overall Results****Over 55 Ladies Overall Results****Over 55 Men Overall Results**

	Name	Country	Categ.	Slalom	Tricks	Jump	
1	Ward George	GBR 	55+ M	1000.00	1000.00	1000.00	3000.00
2	Lowe Simon	GBR 	55+ M	920.79	400.00	656.83	1977.62

Over 45 Ladies Overall Results

	Name	Country	Categ.	Slalom	Tricks	Jump	
1	Lowe Katie	GBR 	45+ F	1000.00	1000.00	1000.00	3000.00






Over 45 Men Overall Results

	Name	Country	Categ.	Slalom	Tricks	Jump	
1	Hazelwood Timothy	GBR 	45+ M	1000.00	1000.00	1000.00	3000.00
2	Beard Mark	GBR 	45+ M	703.12	843.48	641.72	2188.32



Over 35 Ladies Overall Results**Over 35 Men Overall Results****Under 17 Girls Overall Results**

	Name	Country	Categ.	Slalom	Tricks	Jump	
1	Outram Sanchia	GBR 	-17 F	1000.00	1000.00	834.02	2834.02
2	Moore Charlotte	GBR 	-17 F	918.18	903.00	1000.00	2821.18
3	Jones Sophie	GBR 	-17 F	863.64	674.36	709.54	2247.54



Under 17 Boys Overall Results

	Name	Country	Categ.	Slalom	Tricks	Jump	
1	Hazelwood Robert	GBR 	-17 M	911.76	1000.00	879.66	2791.42
2	Heath Calum	GBR 	-17 M	1000.00	876.50	873.93	2750.43
3	Spavin Harry	GBR 	-17 M	926.47	584.91	965.62	2477.00
4	Burke Thomas	GBR 	-17 M	845.59	473.41	1000.00	2319.00
5	Davies Aaron	GBR 	-17 M	779.41	521.44	785.10	2085.95

Under 21 Ladies Overall Results**Under 21 Men Overall Results**

	Name	Country	Categ.	Slalom	Tricks	Jump	
1	Poole Thomas	GBR 	-21 M	1000.00	1000.00	899.75	2899.75
2	Outram Luke	GBR 	-21 M	971.77	677.42	1000.00	2649.19

Open Ladies Overall Results**Open Men Overall Results**

	Name	Country	Categ.	Slalom	Tricks	Jump	
1	Anthony Alex	GBR 	Ope M	1000.00	1000.00	1000.00	3000.00
2	Wallace Clive	GBR 	Ope M	676.47	589.20	438.92	1704.59
3	Scutt Rod	GBR 	Ope M	764.71	316.90	538.30	1619.91