

Under 14 Girls Overall Results






Bib	Name	Country	Categ.	Slalom	Tricks	Jump	Overall
1	(55) Maksimenkova Sofia	UKR	-14 F	887.64	729.48	969.58	2586.70
2	(57) Prosvetova Stanislava	UKR	-14 F	853.93	784.19	718.63	2356.75
3	(9) Charnyshova Luiza	BLR	-14 F	876.40	293.31	851.71	2021.42
4	(21) Anguenot Inès	FRA	-14 F	741.57	357.14	665.40	1764.11
5	(36) Paschou Natalia	*GRE	-14 F	853.93	536.47	273.76	1664.16
6	(7) Lexer Alissa	AUT	-14 F	786.52	126.14	661.60	1574.26
7	(29) Nutt Katie	GBR	-14 F	853.93	416.41	258.56	1528.90
8	(54) Kuzmenko Ksenia	UKR	-14 F	33.71	816.11	673.00	1522.82
9	(39) Buonopane Ginevra	ITA	-14 F	404.49	285.71	726.24	1416.44
10	(53) Oravcova Zuzana	SVK	-14 F	505.62	411.85	399.24	1316.71
11	(15) Starkova Isabela	CZE	-14 F	640.45	305.47	273.76	1219.68
12	(43) Ivashneva Victoria	RUS	-14 F	11.24	708.21	437.26	1156.71

Under 14 Boys Overall Results



















Bib	Name	Country	Categ.	Slalom	Tricks	Jump	Overall
1	(43) Duplan-Fribourg Louis	FRA	-14 M	978.72	893.48	1009.01	2881.21
2	(40) Bordier Lindsay	FRA	-14 M	851.06	1063.91	846.85	2761.82
3	(68) Suslov Grigoriy	RUS	-14 M	978.72	647.14	879.88	2505.74
4	(80) Samoilo Alexander	UKR	-14 M	702.13	992.01	780.78	2474.92
5	(42) Desgrippes Hugo	FRA	-14 M	957.45	651.13	804.80	2413.38
6	(17) Liasnoi Arseni	BLR	-14 M	914.89	640.48	603.60	2158.97
7	(59) Marenzi Edoardo	ITA	-14 M	670.21	748.34	645.65	2064.20
8	(16) Harbachuk Viktor	BLR	-14 M	680.85	657.79	639.64	1978.28
9	(14) Labarre Arnaud Junior	BEL	-14 M	872.34	225.03	783.78	1881.15
10	(57) Bissetti Bryan	ITA	-14 M	797.87	604.53	447.45	1849.85
11	(12) Rauchenwald Luca	AUT	-14 M	686.17	278.30	723.72	1688.19
12	(18) Melnik Stsiapan	BLR	-14 M	638.30	286.28	675.68	1600.26
13	(73) Blomqvist Alexander	SWE	-14 M	702.13	205.06	672.67	1579.86
14	(71) Masar Adam	SVK	-14 M	712.77	318.24	516.52	1547.53
15	(28) Kalina Ondrej	CZE	-14 M	478.72	419.44	543.54	1441.70
16	(50) Turp Benjamin	GBR	-14 M	851.06	262.32	321.32	1434.70
17	(53) Nathanail Pavlos	GRE	-14 M	670.21	235.69	513.51	1419.41
18	(29) Marek Petr	CZE	-14 M	414.89	178.43	573.57	1166.89
19	(48) Scutt Oli	GBR	-14 M	340.43	161.12	444.44	945.99
20	(51) Menzel Alexander	GER	-14 M	340.43	209.05	225.23	774.71

Under 17 Girls Overall Results

Bib	Name	Country	Categ.	Slalom	Tricks	Jump	Overall
1	(10) Danisheuskaya Aliaksandra	BLR	-17 F	931.82	653.71	925.93	2511.46
2	(38) Bagnoli Alice	ITA	-17 F	1000.00	696.00	769.84	2465.84
3	(22) Brunel Emma	FRA	-17 F	750.00	528.00	722.22	2000.22
4	(23) Gerbouin Constance	FRA	-17 F	897.73	346.29	743.39	1987.41
5	(31) Bonnemann Carlotta	GER	-17 F	840.91	410.29	716.93	1968.13
6	(28) Moore Charlotte	*GBR	-17 F	795.45	392.00	767.20	1954.65
7	(24) Martin-Champetier Laura	FRA	-17 F	886.36	429.71	605.82	1921.89
8	(26) Pruger Amandine	*FRA	-17 F	738.64	505.14	650.79	1894.57
9	(46) Pozdnyakova Daria	RUS	-17 F	727.27	428.57	714.29	1870.13
10	(50) Paturel Alizée	SUI	-17 F	846.59	442.29	526.46	1815.34
11	(30) Outram Sanchia	GBR	-17 F	727.27	474.29	558.20	1759.76
12	(16) Susova Karolina	CZE	-17 F	840.91	344.00	563.49	1748.40

Bib	Name	Country	Categ.	Slalom	Tricks	Jump	Overall
13	(42) Huisman Pemm	NED 	-17 F	772.73	299.43	621.69	1693.85
14	(20) Hoj Pedersen Sofie	DEN 	-17 F	772.73	202.29	656.08	1631.10
15	(17) Vrabcova Katerina	CZE 	-17 F	625.00	302.86	500.00	1427.86
16	(32) Niederbäumer Kim	GER 	-17 F	704.55	120.00	547.62	1372.17
17	(49) Joerger Rea	SUI 	-17 F	443.18	171.43	394.18	1008.79

Under 17 Boys Overall Results

Bib	Name	Country	Categ.	Slalom	Tricks	Jump	Overall
1	(39) Anguenot Leo	FRA 	-17 M	862.75	721.22	995.38	2579.35
2	(79) Fil'Chenko Danylo	UKR 	-17 M	637.25	907.71	944.57	2489.53
3	(7) Poland Joel	GBR 	-17 M	892.16	652.71	907.62	2452.49
4	(49) Spavin Harry	GBR 	-17 M	882.35	506.18	872.98	2261.51
5	(47) Hazelwood Robert	GBR 	-17 M	794.12	522.36	870.67	2187.15
6	(75) Bogne Jakob	SWE 	-17 M	921.57	403.43	819.86	2144.86
7	(15) Antonau Anton	BLR 	-17 M	617.65	697.43	803.70	2118.78
8	(19) Mikhilau Aliaksandr	BLR 	-17 M	745.10	635.59	718.24	2098.93
9	(11) Huainigg Josef	AUT 	-17 M	784.31	350.14	882.22	2016.67
10	(74) Blomqvist Felix	SWE 	-17 M	862.75	148.43	967.67	1978.85
11	(58) Caldarola Francesco	ITA 	-17 M	754.90	355.85	836.03	1946.78
12	(10) Basic Carlo	AUT 	-17 M	735.29	235.97	833.72	1804.98
13	(70) Galba Jakub	SVK 	-17 M	745.10	392.01	443.42	1580.53
14	(63) Huisman Perr	NED 	-17 M	627.45	253.09	674.36	1554.90
15	(62) Hof Tycho	NED 	-17 M	745.10	148.43	607.39	1500.92
16	(30) Slansky Jan	CZE 	-17 M	647.06	285.44	538.11	1470.61
17	(56) Techoueyres Aris	GRE 	-17 M	598.04	112.27	614.32	1324.63
18	(27) Cespivo Jakub	CZE 	-17 M	490.20	273.07	496.54	1259.81

Chief Judge
Moz Candido

Homologator
Collins Peter

Scorer
Persoons Marie Anne

