

































Open Ladies Slalom Results

Homologation: Ranking List

	Name	Country	Categ.	Preliminaries	Finals	Overall
1	Winter Amelia	*GBR 	Ope F	3.00/55/12.00	3.00/55/12.00 <small>(Tiebreak: 6.00/55/12.00)</small>	1000.00
2	Wharton Charlotte	GBR 	Ope F	3.00/55/12.00	3.00/55/12.00 <small>(Tiebreak: 3.00/55/12.00)</small>	1000.00
3	Shorten Danielle	GBR 	Ope F	3.50/55/13.00	4.00/55/13.00	888.89
4	Moore Charlotte	GBR 	Ope F	3.00/55/13.00	4.00/55/13.00	888.89
5	Winter Hilary	*GBR 	Ope F	2.50/55/13.00	2.00/55/13.00	855.56
6	Hebdon Sarah	*GBR 	Ope F	3.50/55/14.25 <small>(Tiebreak: 6.00/55/16.00)</small>	1.50/55/13.00	833.33
7	Outram Sanchia	GBR 	Ope F	3.50/55/13.00	1.00/55/13.00	877.78
8	Jones Julia	GBR 	Ope F	1.00/55/13.00	5.00/55/14.25	822.22
9	Jones Sarah	*GBR 	Ope F	3.50/55/14.25 <small>(Tiebreak: 1.50/55/16.00)</small>		744.44
10	Hazelwood Kate	GBR 	Ope F	3.00/55/14.25		733.33
11	Oliver Belinda	*GBR 	Ope F	5.00/55/16.00		644.44
12	Nutt Katie	*GBR 	Ope F	0.50/55/16.00		544.44








Open Men Slalom Results

Homologation: Ranking List

	Name	Country	Categ.	Preliminaries	Finals	Overall
1	Winter Frederick	*GBR 	Ope M	1.50/58/10.25	4.00/58/10.75	1298.51
2	Campbell Glenn	*GBR 	Ope M	3.50/58/11.25	4.00/58/11.25	1014.93
3	Hebdon Harry	*GBR 	Ope M	3.50/58/11.25	3.00/58/11.25 <small>(Tiebreak: 2.00/58/11.25)</small>	1000.00
4	Heath Calum	GBR 	Ope M	3.50/58/11.25	3.00/58/11.25 <small>(Tiebreak: 2.00/58/11.25)</small>	1000.00
5	Asher Thomas	GBR 	Ope M	3.00/58/11.25	3.00/58/11.25 <small>(Tiebreak: 1.50/58/12.00)</small>	985.07
5	Spavin Harry	GBR 	Ope M	3.00/58/11.25	3.00/58/11.25	985.07
7	Hazelwood Timothy	*GBR 	Ope M	3.50/58/12.00	2.00/58/11.25	955.22
8	Poland Joel	GBR 	Ope M	5.00/58/12.00	1.50/58/11.25	940.30
9	Earl James	GBR 	Ope M	4.50/58/12.00	1.00/58/11.25	925.37
10	Kinnane David	*GBR 	Ope M	1.50/58/11.25	0.50/58/11.25	940.30
11	Hazelwood Robert	GBR 	Ope M	3.00/58/12.00 <small>(Tiebreak: 3.00/58/12.00)</small>	3.50/58/12.00	820.90
12	Outram Luke	GBR 	Ope M	3.00/58/12.00 <small>(Tiebreak: 5.00/58/12.00)</small>	5.00/58/13.00	805.97
13	Murphy Darren	*GBR 	Ope M	3.00/58/12.00 <small>(Tiebreak: 1.50/58/12.00)</small>		805.97
13	Wharton Christopher	GBR 	Ope M	3.00/58/12.00 <small>(Tiebreak: 1.50/58/12.00)</small>		805.97
15	Poole Thomas	GBR 	Ope M	2.50/58/12.00		791.04
16	Wheldrick Dominic	GBR 	Ope M	1.50/58/12.00		761.19
17	Foley-Brickley David	*GBR 	Ope M	5.00/58/13.00		686.57
18	Hazelwood Ben	GBR 	Ope M	1.50/58/13.00		582.09
19	Dyson Harvey	*GBR 	Ope M	4.00/58/18.25		119.40
20	Davies Aaron	*GBR 	Ope M	2.00/58/18.25		59.70












Open Ladies Tricks Results

Homologation: Ranking List

	Name	Country	Categ.	Preliminaries	Finals	Overall
1	Outram Sanchia	GBR 	Ope F	4100	4600	1000.00
2	Wharton Charlotte	GBR 	Ope F	4420	4030	960.87
3	Shorten Danielle	GBR 	Ope F	3010	3340	726.09
4	Jones Julia	GBR 	Ope F	3190	2550	693.48
5	Nutt Katie	*GBR 	Ope F	2870	970	623.91
6	Moore Charlotte	GBR 	Ope F	1300		282.61
7	Hazelwood Kate	GBR 	Ope F	1070		232.61









Open Men Tricks Results

Homologation: Ranking List

	Name	Country	Categ.	Preliminaries	Finals	Overall
1	Hazelwood Robert	GBR 	Ope M	6470	6110	834.84
2	Outram Luke	GBR 	Ope M	6830	5620	881.29
3	Poland Joel	GBR 	Ope M	6650	5190	858.06
4	Earl James	GBR 	Ope M	7750	4590	1000.00
5	Wheldrick Dominic	GBR 	Ope M	5230	4330	674.84
6	Wharton Christopher	GBR 	Ope M	4960	3410	640.00
7	Asher Thomas	GBR 	Ope M	4940		637.42
8	Heath Calum	GBR 	Ope M	4840		624.52
9	Poole Thomas	GBR 	Ope M	4640		598.71
10	Spavin Harry	GBR 	Ope M	3610		465.81
11	Hazelwood Ben	GBR 	Ope M	2530		326.45















Open Ladies Jump Results

Homologation: Ranking List







	Name	Country	Categ.	Preliminaries	Finals	Overall
1	Wharton Charlotte	GBR 	Ope F	43.5m	41.1m	1000.00
2	Shorten Danielle	GBR 	Ope F	36.9m	39.6m	893.15
3	Moore Charlotte	GBR 	Ope F	32.9m	35.9m	791.78
4	Jones Julia	GBR 	Ope F	27.1m	30.9m	654.79
5	Shorten Kelly	*GBR 	Ope F	29.3m	30.7m	649.32
6	Outram Sanchia	GBR 	Ope F	26.9m		545.21
7	Oliver Belinda	*GBR 	Ope F	24.7m		484.93
8	Hazelwood Kate	GBR 	Ope F	21.7m		402.74

Open Men Jump Results












Homologation: Ranking List

	Name	Country	Categ.	Preliminaries	Finals	Overall
1	Asher Thomas	GBR 	Ope M	60.3m	60.8m	1000.00
2	Critchley Jack	*GBR 	Ope M	60.1m	59.6m	986.22
3	Wharton Christopher	GBR 	Ope M	58.1m	58.2m	948.82
4	Critchley Andrew	*GBR 	Ope M	57.3m	55.6m	931.10
5	Hazelwood Ben	GBR 	Ope M	51.0m	52.9m	844.49
6	Wheldrick Dominic	GBR 	Ope M	49.0m	52.8m	842.52
7	Outram Luke	GBR 	Ope M	51.7m	51.8m	822.83
8	Earl James	GBR 	Ope M	53.7m		860.24
9	Poland Joel	GBR 	Ope M	46.6m		720.47
10	Hazelwood Robert	GBR 	Ope M	46.2m		712.60
11	Poole Thomas	GBR 	Ope M	46.0m		708.66
12	Spavin Harry	GBR 	Ope M	45.7m		702.76
13	Heath Calum	GBR 	Ope M	44.7m		683.07
14	Critchley Tom	*GBR 	Ope M	44.2m		673.23

Open Ladies Overall Results

	Name	Country	Categ.	Slalom	Tricks	Jump	Overall
1	Wharton Charlotte	GBR 	Ope F	1000.00	960.87	1000.00	2960.87
2	Shorten Danielle	GBR 	Ope F	888.89	726.09	893.15	2508.13
3	Outram Sanchia	GBR 	Ope F	877.78	1000.00	545.21	2422.99
4	Jones Julia	GBR 	Ope F	822.22	693.48	654.79	2170.49
5	Moore Charlotte	GBR 	Ope F	888.89	282.61	791.78	1963.28
6	Hazelwood Kate	GBR 	Ope F	733.33	232.61	402.74	1368.68

Open Men Overall Results

	Name	Country		Categ.	Slalom	Tricks	Jump	Overall
1	Earl James	GBR		Ope M	925.37	1000.00	860.24	2785.61
2	Asher Thomas	GBR		Ope M	985.07	637.42	1000.00	2622.49
3	Poland Joel	GBR		Ope M	940.30	858.06	720.47	2518.83
4	Outram Luke	GBR		Ope M	805.97	881.29	822.83	2510.09
5	Wharton Christopher	GBR		Ope M	805.97	640.00	948.82	2394.79
6	Hazelwood Robert	GBR		Ope M	820.90	834.84	712.60	2368.34
7	Heath Calum	GBR		Ope M	1000.00	624.52	683.07	2307.59
8	Wheldrick Dominic	GBR		Ope M	761.19	674.84	842.52	2278.55
9	Spavin Harry	GBR		Ope M	985.07	465.81	702.76	2153.64
10	Poole Thomas	GBR		Ope M	791.04	598.71	708.66	2098.41
11	Hazelwood Ben	GBR		Ope M	582.09	326.45	844.49	1753.03

Chief Judge
Howard JillHomologator
Davies PeterScorer
Heath Gill