



















































Under 17 Girls Overall Results


Bib	Name	Country	Categ.	Slalom	Tricks	Jump	Overall
1	(64) BALDWIN, Brooke	USA 	-17 F	1000.00	889.02	733.33	2622.35
2	(12) DANISHEUSKAYA, Aliaksandra	BLR 	-17 F	894.74	506.49	1000.00	2401.23
3	(40) BAGNOLI, Alice	ITA 	-17 F	986.84	600.94	809.52	2397.30
4	(70) GRATHWOHL, Abbi	*USA 	-17 F	907.89	626.92	850.79	2385.60
5	(21) GONZALEZ, Valentina	CHI 	-17 F	881.58	520.66	901.59	2303.83
6	(6) MILLER, Katelyn	AUS 	-17 F	842.11	587.96	796.83	2226.90
7	(53) DE OSMA, Alejandra	PER 	-17 F	868.42	563.16	758.73	2190.31
8	(16) RINI, Paige	CAN 	-17 F	828.95	709.56	622.22	2160.73
9	(68) GAY, Anna	USA 	-17 F	723.68	1000.00	419.05	2142.73
10	(17) ROACH, Geneva	CAN 	-17 F	986.84	445.10	663.49	2095.43
11	(61) MAKSIMENKOVA, Sofia	UKR 	-17 F	657.89	584.42	819.05	2061.36
12	(65) BOSKUS, Julianna	USA 	-17 F	815.79	495.87	619.05	1930.71
13	(31) GERBOUIN, Constance	FRA 	-17 F	828.95	421.49	669.84	1920.28
14	(8) WOODERSON, Casey	AUS 	-17 F	723.68	334.12	777.78	1835.58
15	(60) IVLYUSHKINA, Olga	UKR 	-17 F	578.95	471.07	746.03	1796.05
16	(34) OUTRAM, Sanchia	GBR 	-17 F	671.05	445.10	596.83	1712.98
17	(56) PATUREL, Alizée	SUI 	-17 F	789.47	489.96	422.22	1701.65
18	(62) PROSVETOVA, Stanislava	UKR 	-17 F	565.79	554.90	444.44	1565.13
19	(26) JARAMILLO, Paula	COL 	-17 F	894.74	60.21	555.56	1510.51
20	(25) JARAMILLO, Isabela	COL 	-17 F	684.21	428.57	365.08	1477.86
21	(11) ORLITSCH, Lisa	AUT 	-17 F	26.32	231.40	952.38	1210.10
22	(4) PATRICIO, Valentina	ARG 	-17 F	552.63	271.55	298.41	1122.59
23	(50) MEADE, Lily	NZL 	-17 F	223.68	353.01	301.59	878.28

Under 17 Boys Overall Results

Bib	Name	Country	Categ.	Slalom	Tricks	Jump	Overall
1	(67) GARCIA, Taylor	*USA 	-17 M	977.27	700.60	1000.00	2677.87
2	(71) LANG, Nicholas	USA 	-17 M	863.64	760.48	873.35	2497.47
3	(35) POLAND, Joel	GBR 	-17 M	852.27	776.45	770.45	2399.17
4	(59) FIL'CHENKO, Danylo	UKR 	-17 M	613.64	1000.00	688.65	2302.29
5	(30) DUPLAN-FRIBOURG, Louis	FRA 	-17 M	750.00	784.43	728.23	2262.66
6	(36) SPAVIN, Harry	GBR 	-17 M	886.36	504.99	849.60	2240.95
7	(28) ANGUENOT, Leo	FRA 	-17 M	727.27	679.64	823.22	2230.13
8	(57) BLOMQUIST, Felix	SWE 	-17 M	863.64	373.25	860.16	2097.05
9	(58) BOGNE, Jakob	SWE 	-17 M	1000.00	471.06	625.33	2096.39
10	(7) WALLENT, Joshua	AUS 	-17 M	664.77	452.10	957.78	2074.65
11	(15) PINETTE, Conley	CAN 	-17 M	579.55	630.74	775.73	1986.02
12	(54) DE OSMA, Rafael	PER 	-17 M	829.55	452.10	696.57	1978.22
13	(29) BORDIER, Lindsay	FRA 	-17 M	647.73	802.40	517.15	1967.28
14	(33) HAZELWOOD, Robert	GBR 	-17 M	863.64	390.22	686.02	1939.88
15	(38) TECHOUHEYRES, Aris	GRE 	-17 M	852.27	517.96	546.17	1916.40
16	(10) HUAINIGG, Josef	AUT 	-17 M	500.00	440.12	839.05	1779.17
17	(51) WILLIAMS, Curtis	NZL 	-17 M	715.91	243.51	627.97	1587.39
18	(9) BASIC, Carlo	AUT 	-17 M	500.00	346.31	715.04	1561.35
19	(49) DONALDSON, Hugh	NZL 	-17 M	590.91	333.33	490.77	1415.01
20	(2) GIORGIS, Tobias	ARG 	-17 M	488.64	546.91	364.12	1399.67
21	(47) HOF, Tycho	NED 	-17 M	704.55	208.58	427.44	1340.57
22	(55) FRANCO B., Rafael	PER 	-17 M	511.36	322.36	480.21	1313.93
23	(24) JARAMILLO, Federico	COL 	-17 M	500.00	564.87	221.64	1286.51
24	(48) DONALDSON, George	NZL 	-17 M	556.82	403.19	324.54	1284.55
25	(43) DE URIARTE, Emilio	MEX 	-17 M	590.91	353.29	221.64	1165.84
26	(41) CALDAROLA, Francesco	ITA 	-17 M		384.23	701.85	1086.08
27	(1) GIORGIS, Ignacio	ARG 	-17 M	56.82	367.27	443.27	867.36






































Under 17 Girls Slalom Results

Homologation: World record

Bib	Name	Country	Categ.	Preliminary	Final	Overall
1	(66) DUMALA, Samantha	*USA 	-17 F	2.00/55/11.25	4.00/55/11.25	1052.63
2	(64) BALDWIN, Brooke	USA 	-17 F	2.00/55/11.25	2.00/55/11.25	1000.00
3	(17) ROACH, Geneva	CAN 	-17 F	4.00/55/12.00	1.50/55/11.25	986.84
4	(40) BAGNOLI, Alice	ITA 	-17 F	3.50/55/12.00	1.50/55/11.25	986.84
5	(18) ROSS, Neilly	CAN 	-17 F	5.00/55/12.00	1.00/55/11.25	973.68
6	(73) NICHOLSON, Allie	*USA 	-17 F	1.00/55/11.25	0.50/55/11.25	973.68
7	(70) GRATHWOHL, Abbi	*USA 	-17 F	3.00/55/12.00	4.50/55/12.00	907.89
8	(46) SANCHEZ, Karina	MEX 	-17 F	5.50/55/12.00	4.00/55/12.00	934.21
9	(12) DANISHEUSKAYA, Aliaksandra	BLR 	-17 F	3.00/55/12.00	4.00/55/12.00	894.74
9	(26) JARAMILLO, Paula	COL 	-17 F	3.00/55/12.00	4.00/55/12.00	894.74
11	(53) DE OSMA, Alejandra	PER 	-17 F	3.00/55/12.00	2.00/55/12.00	868.42
12	(21) GONZALEZ, Valentina	CHI 	-17 F	3.50/55/12.00	1.50/55/12.00	881.58
13	(63) AUSTIN, Bailey	*USA 	-17 F	2.50/55/12.00		855.26
14	(6) MILLER, Katelyn	AUS 	-17 F	2.00/55/12.00		842.11
15	(31) GERBOUIN, Constance	FRA 	-17 F	1.50/55/12.00		828.95
15	(16) RINI, Paige	CAN 	-17 F	1.50/55/12.00		828.95
17	(65) BOSKUS, Julianna	USA 	-17 F	1.00/55/12.00		815.79
18	(56) PATUREL, Alizée	SUI 	-17 F	0.00/55/12.00		789.47
19	(68) GAY, Anna	USA 	-17 F	3.50/55/13.00		723.68
19	(8) WOODERSON, Casey	AUS 	-17 F	3.50/55/13.00		723.68
21	(72) MCCREARY, Ruth	*USA 	-17 F	3.00/55/13.00		710.53
22	(25) JARAMILLO, Isabela	COL 	-17 F	2.00/55/13.00		684.21
23	(34) OUTRAM, Sanchia	GBR 	-17 F	1.50/55/13.00		671.05
24	(61) MAKSIMENKOVA, Sofia	UKR 	-17 F	1.00/55/13.00		657.89
25	(60) IVLYUSHKINA, Olga	UKR 	-17 F	4.00/55/14.25		578.95
25	(22) NASER, Macarena	CHI 	-17 F	4.00/55/14.25		578.95
27	(62) PROSVETOVA, Stanislava	UKR 	-17 F	3.50/55/14.25		565.79
28	(4) PATRICIO, Valentina	ARG 	-17 F	3.00/55/14.25		552.63
29	(42) PIRRI, Beatrice	ITA 	-17 F	4.50/55/16.00		434.21
30	(50) MEADE, Lily	NZL 	-17 F	2.50/55/18.25		223.68
31	(11) ORLITSCH, Lisa	AUT 	-17 F	1.00/52		26.32


























Under 17 Boys Slalom Results

Homologation: World record

Bib	Name	Country	Categ.	Preliminary	Final	Overall
1	(27) PIGOZZI, Robert	DOM 	-17 M	3.50/58/10.75	5.00/58/11.25	1034.09
2	(58) BOGNE, Jakob	SWE 	-17 M	2.00/58/10.75	4.00/58/11.25	1000.00
3	(32) LE BOZEC, Benjamin	*FRA 	-17 M	2.00/58/11.25	2.50/58/11.25	875.00
4	(71) LANG, Nicholas	USA 	-17 M	2.00/58/11.25	2.00/58/11.25	863.64
5	(36) SPAVIN, Harry	GBR 	-17 M	3.00/58/11.25	1.50/58/11.25	886.36
6	(57) BLOMQVIST, Felix	SWE 	-17 M	2.00/58/11.25	1.00/58/11.25	863.64
7	(67) GARCIA, Taylor	*USA 	-17 M	1.00/58/10.75	0.50/58/11.25	977.27
8	(35) POLAND, Joel	GBR 	-17 M	1.50/58/11.25	0.50/58/11.25	852.27
9	(44) FONT, Diego	MEX 	-17 M	1.00/58/11.25	0.50/58/11.25	840.91
10	(38) TECHOUHEYRES, Aris	GRE 	-17 M	1.50/58/11.25	3.50/58/12.00	852.27
11	(20) DEBARBIERI, Angelo	CHI 	-17 M	2.00/58/11.25	2.50/58/12.00	863.64
12	(33) HAZELWOOD, Robert	GBR 	-17 M	2.00/58/11.25	1.50/58/13.00	863.64
13	(23) ARANGO, Alejandro	COL 	-17 M	0.50/58/11.25		829.55
13	(54) DE OSMA, Rafael	PER 	-17 M	0.50/58/11.25		829.55
15	(30) DUPLAN-FRIBOURG, Louis	FRA 	-17 M	3.00/58/12.00		750.00
16	(37) TAGALIS, Dimitris	GRE 	-17 M	2.25/58/12.00		732.95
17	(28) ANGUENOT, Leo	FRA 	-17 M	2.00/58/12.00		727.27
18	(51) WILLIAMS, Curtis	NZL 	-17 M	1.50/58/12.00		715.91
19	(47) HOF, Tycho	NED 	-17 M	1.00/58/12.00		704.55
20	(7) WALLENT, Joshua	AUS 	-17 M	5.25/58/13.00		664.77
21	(5) DAVIS, Archie	AUS 	-17 M	5.00/58/13.00		659.09
22	(29) BORDIER, Lindsay	FRA 	-17 M	4.50/58/13.00		647.73
23	(39) DUNLAP, Andrew	GUA 	-17 M	3.50/58/13.00		625.00
24	(19) ALMUNA M., Alberto	CHI 	-17 M	3.00/58/13.00		613.64
24	(59) FIL'CHENKO, Danylo	UKR 	-17 M	3.00/58/13.00		613.64
26	(43) DE URIARTE, Emilio	MEX 	-17 M	2.00/58/13.00		590.91
26	(49) DONALDSON, Hugh	NZL 	-17 M	2.00/58/13.00		590.91
28	(15) PINETTE, Conley	CAN 	-17 M	1.50/58/13.00		579.55
29	(48) DONALDSON, George	NZL 	-17 M	0.50/58/13.00		556.82
30	(55) FRANCO B., Rafael	PER 	-17 M	4.50/58/14.25		511.36
31	(9) BASIC, Carlo	AUT 	-17 M	4.00/58/14.25		500.00
31	(10) HUAINIGG, Josef	AUT 	-17 M	4.00/58/14.25		500.00
31	(24) JARAMILLO, Federico	COL 	-17 M	4.00/58/14.25		500.00
34	(2) GIORGIS, Tobias	ARG 	-17 M	3.50/58/14.25		488.64
35	(1) GIORGIS, Ignacio	ARG 	-17 M	2.50/55/18.25		56.82
36	(41) CALDAROLA, Francesco	ITA 	-17 M	0.00/55/18.25		
36	(3) NORES, Mateo	ARG 	-17 M	0.00/55/18.25		




























Under 17 Girls Tricks Results

Homologation: World record

Bib	Name	Country	Categ.	Preliminary	Final	Overall
1	(68) GAY, Anna	USA 	-17 F	7920	8470	1000.00
2	(18) ROSS, Neilly	CAN 	-17 F	7620	7560	899.65
3	(64) BALDWIN, Brooke	USA 	-17 F	4600	7530	889.02
4	(52) CUGLIEVAN, Natalia	PER 	-17 F	6740	7090	837.07
5	(16) RINI, Paige	CAN 	-17 F	6010	5530	709.56
6	(42) PIRRI, Beatrice	ITA 	-17 F	4950	5400	637.54
7	(70) GRATHWOHL, Abbi	*USA 	-17 F	4650	5310	626.92
8	(61) MAKSIMENKOVA, Sofia	UKR 	-17 F	4520	4950	584.42
9	(53) DE OSMA, Alejandra	PER 	-17 F	4770	4770	563.16
10	(40) BAGNOLI, Alice	ITA 	-17 F	5090	4720	600.94
11	(62) PROSVETOVA, Stanislava	UKR 	-17 F	4700	3800	554.90
12	(6) MILLER, Katelyn	AUS 	-17 F	4980	3690	587.96
13	(21) GONZALEZ, Valentina	CHI 	-17 F	4410		520.66
14	(12) DANISHEUSKAYA, Aliaksandra	BLR 	-17 F	4290		506.49
15	(65) BOSKUS, Julianna	USA 	-17 F	4200		495.87
16	(56) PATUREL, Alizée	SUI 	-17 F	4150		489.96
17	(60) IVLYUSHKINA, Olga	UKR 	-17 F	3990		471.07
18	(34) OUTRAM, Sanchia	GBR 	-17 F	3770		445.10
18	(17) ROACH, Geneva	CAN 	-17 F	3770		445.10
20	(25) JARAMILLO, Isabela	COL 	-17 F	3630		428.57
21	(31) GERBOUIN, Constance	FRA 	-17 F	3570		421.49
22	(22) NASER, Macarena	CHI 	-17 F	3100		366.00
23	(50) MEADE, Lily	NZL 	-17 F	2990		353.01
24	(8) WOODERSON, Casey	AUS 	-17 F	2830		334.12
25	(4) PATRICIO, Valentina	ARG 	-17 F	2300		271.55
26	(11) ORLITSCH, Lisa	AUT 	-17 F	1960		231.40
27	(46) SANCHEZ, Karina	MEX 	-17 F	1270		149.94
28	(26) JARAMILLO, Paula	COL 	-17 F	510		60.21

























Under 17 Boys Tricks Results

Homologation: World record

Bib	Name	Country	Categ.	Preliminary	Final	Overall
1	(59) FIL'CHENKO, Danylo	UKR 	-17 M	9450	10020	1000.00
2	(45) FONT, Patricio	MEX 	-17 M	6460	8670	865.27
3	(29) BORDIER, Lindsay	FRA 	-17 M	8040	8030	802.40
4	(35) POLAND, Joel	GBR 	-17 M	7500	7780	776.45
5	(71) LANG, Nicholas	USA 	-17 M	6460	7620	760.48
6	(5) DAVIS, Archie	AUS 	-17 M	5610	7570	755.49
7	(30) DUPLAN-FRIBOURG, Louis	FRA 	-17 M	7860	7530	784.43
8	(67) GARCIA, Taylor	*USA 	-17 M	5550	7020	700.60
9	(15) PINETTE, Conley	CAN 	-17 M	6120	6320	630.74
10	(24) JARAMILLO, Federico	COL 	-17 M	5660	4700	564.87
11	(28) ANGUENOT, Leo	FRA 	-17 M	6810	3140	679.64
12	(2) GIORGIS, Tobias	ARG 	-17 M	5480	2190	546.91
13	(38) TECHOUEYRES, Aris	GRE 	-17 M	5190		517.96
14	(36) SPAVIN, Harry	GBR 	-17 M	5060		504.99
15	(58) BOGNE, Jakob	SWE 	-17 M	4720		471.06
16	(44) FONT, Diego	MEX 	-17 M	4650		464.07
17	(54) DE OSMA, Rafael	PER 	-17 M	4530		452.10
17	(7) WALLENT, Joshua	AUS 	-17 M	4530		452.10
19	(10) HUAINIGG, Josef	AUT 	-17 M	4410		440.12
20	(48) DONALDSON, George	NZL 	-17 M	4040		403.19
21	(33) HAZELWOOD, Robert	GBR 	-17 M	3910		390.22
22	(41) CALDAROLA, Francesco	ITA 	-17 M	3850		384.23
23	(57) BLOMQUIST, Felix	SWE 	-17 M	3740		373.25
24	(1) GIORGIS, Ignacio	ARG 	-17 M	3680		367.27
25	(43) DE URIARTE, Emilio	MEX 	-17 M	3540		353.29
26	(9) BASIC, Carlo	AUT 	-17 M	3470		346.31
27	(49) DONALDSON, Hugh	NZL 	-17 M	3340		333.33
28	(55) FRANCO B., Rafael	PER 	-17 M	3230		322.36
29	(51) WILLIAMS, Curtis	NZL 	-17 M	2440		243.51
30	(3) NORES, Mateo	ARG 	-17 M	2330		232.53
31	(47) HOF, Tycho	NED 	-17 M	2090		208.58
32	(39) DUNLAP, Andrew	GUA 	-17 M	1280		127.74






























Under 17 Girls Jump Results

Homologation: World record

Bib	Name	Country	Categ.	Preliminary	Final	Overall
1	(12) DANISHEUSKAYA, Aliaksandra	BLR 	-17 F	44.5m (146ft)	44.4m (146ft)	1000.00
2	(11) ORLITSCH, Lisa	AUT 	-17 F	39.5m (130ft)	43.0m (141ft)	952.38
3	(21) GONZALEZ, Valentina	CHI 	-17 F	40.1m (132ft)	41.4m (136ft)	901.59
4	(14) GRONDIN ALLARD, Dominique	*CAN 	-17 F	39.4m (129ft)	41.1m (135ft)	892.06
5	(70) GRATHWOHL, Abbi	*USA 	-17 F	37.8m (124ft)	39.8m (131ft)	850.79
6	(61) MAKSIMENKOVA, Sofia	UKR 	-17 F	37.5m (123ft)	38.8m (127ft)	819.05
7	(40) BAGNOLI, Alice	ITA 	-17 F	36.5m (120ft)	38.5m (126ft)	809.52
8	(6) MILLER, Katelyn	AUS 	-17 F	36.1m (118ft)	38.1m (125ft)	796.83
9	(8) WOODERSON, Casey	AUS 	-17 F	34.6m (114ft)	37.5m (123ft)	777.78
10	(53) DE OSMA, Alejandra	PER 	-17 F	34.8m (114ft)	36.9m (121ft)	758.73
11	(60) IVLYUSHKINA, Olga	UKR 	-17 F	36.5m (120ft)	36.1m (118ft)	746.03
12	(64) BALDWIN, Brooke	USA 	-17 F	34.5m (113ft)	36.1m (118ft)	733.33
13	(31) GERBOUIN, Constance	FRA 	-17 F	34.1m (112ft)		669.84
14	(17) ROACH, Geneva	CAN 	-17 F	33.9m (111ft)		663.49
15	(16) RINI, Paige	CAN 	-17 F	32.6m (107ft)		622.22
16	(65) BOSKUS, Julianna	USA 	-17 F	32.5m (107ft)		619.05
17	(34) OUTRAM, Sanchia	GBR 	-17 F	31.8m (104ft)		596.83
18	(26) JARAMILLO, Paula	COL 	-17 F	30.5m (100ft)		555.56
19	(62) PROSVETOVA, Stanislava	UKR 	-17 F	27.0m (89ft)		444.44
20	(56) PATUREL, Alizée	SUI 	-17 F	26.3m (86ft)		422.22
21	(68) GAY, Anna	USA 	-17 F	26.2m (86ft)		419.05
22	(25) JARAMILLO, Isabela	COL 	-17 F	24.5m (80ft)		365.08
23	(50) MEADE, Lily	NZL 	-17 F	22.5m (74ft)		301.59
24	(4) PATRICIO, Valentina	ARG 	-17 F	22.4m (73ft)		298.41

Under 17 Boys Jump Results

Homologation: World record

Bib	Name	Country	Categ.	Preliminary	Final	Overall
1	(67) GARCIA, Taylor	*USA 	-17 M	51.5m (169ft)	57.9m (190ft)	1000.00
2	(7) WALLENT, Joshua	AUS 	-17 M	54.4m (178ft)	56.3m (185ft)	957.78
3	(57) BLOMQUIST, Felix	SWE 	-17 M	48.3m (158ft)	52.6m (173ft)	860.16
4	(71) LANG, Nicholas	USA 	-17 M	53.1m (174ft)	52.5m (172ft)	873.35
5	(74) GUYER, Corbin	*USA 	-17 M	52.4m (172ft)	51.7m (170ft)	854.88
6	(28) ANGUENOT, Leo	FRA 	-17 M	49.7m (163ft)	51.2m (168ft)	823.22
7	(36) SPAVIN, Harry	GBR 	-17 M	52.2m (171ft)	50.9m (167ft)	849.60
8	(35) POLAND, Joel	GBR 	-17 M	48.0m (157ft)	49.2m (161ft)	770.45
9	(15) PINETTE, Conley	CAN 	-17 M	49.4m (162ft)	48.3m (158ft)	775.73
10	(10) HUAINIGG, Josef	AUT 	-17 M	51.8m (170ft)	47.7m (156ft)	839.05
11	(30) DUPLAN-FRIBOURG, Louis	FRA 	-17 M	47.6m (156ft)	46.6m (153ft)	728.23
12	(9) BASIC, Carlo	AUT 	-17 M	47.1m (155ft)	46.2m (152ft)	715.04
13	(23) ARANGO, Alejandro	COL 	-17 M	46.8m (154ft)		707.12
14	(41) CALDAROLA, Francesco	ITA 	-17 M	46.6m (153ft)		701.85
15	(54) DE OSMA, Rafael	PER 	-17 M	46.4m (152ft)		696.57
16	(59) FIL'CHENKO, Danylo	UKR 	-17 M	46.1m (151ft)		688.65
17	(33) HAZELWOOD, Robert	GBR 	-17 M	46.0m (151ft)		686.02
18	(51) WILLIAMS, Curtis	NZL 	-17 M	43.8m (144ft)		627.97
19	(58) BOGNE, Jakob	SWE 	-17 M	43.7m (143ft)		625.33
20	(38) TECHOUHEYRES, Aris	GRE 	-17 M	40.7m (134ft)		546.17
21	(29) BORDIER, Lindsay	FRA 	-17 M	39.6m (130ft)		517.15
22	(49) DONALDSON, Hugh	NZL 	-17 M	38.6m (127ft)		490.77
23	(55) FRANCO B., Rafael	PER 	-17 M	38.2m (125ft)		480.21
24	(1) GIORGIS, Ignacio	ARG 	-17 M	36.8m (121ft)		443.27
25	(47) HOF, Tycho	NED 	-17 M	36.2m (119ft)		427.44
26	(2) GIORGIS, Tobias	ARG 	-17 M	33.8m (111ft)		364.12
27	(48) DONALDSON, George	NZL 	-17 M	32.3m (106ft)		324.54
28	(43) DE URIARTE, Emilio	MEX 	-17 M	28.4m (93ft)		221.64
28	(24) JARAMILLO, Federico	COL 	-17 M	28.4m (93ft)		221.64

Chief Judge
Wrenn Mike

Homologator
Perez Priego Jose Antonio

Scorer
Langrock Ulf