

Men Slalom Results

Homologation: Ranking List

	Name	Country	Categ.	Round 1	Round 2	Overall
1	SOURTY Marc	FRA	Ope M	3,00/58/11.25	1,00/58/10.75	868,13
2	JAMIN Roland	FRA	Ope M	3,00/58/11.25	5,00/58/11.25	846,15
3	BARONI Alexis	FRA	Ope M	2,50/58/11.25	3,00/58/11.25	824,18
4	NIOLA Thomas	FRA	Ope M	2,00/58/11.25	1,50/58/11.25	813,19
5	DUPLAN-FRIBOURG Louis	FRA	-17 M	2,00/58/11.25	4,00/58/12.00	913,58
6	PÉTRÉ Bertrand	FRA	45+ M	0,50/55/11.25	3,00/55/12.00	796,70
7	ROUSSELOT Nicolas	FRA	-14 M	3,00/55/12.00	4,00/55/12.00	909,09
8	AMBLARD Gaël	FRA	35+ M	2,50/55/12.00	3,00/55/12.00	793,10
9	PRIE Malo	FRA	-17 M	3,00/58/12.00	2,00/58/12.00	851,85
10	GEOFFROY Romain	FRA	45+ M	3,00/55/12.00	3,00/34	758,24
11	WITCZAK Thomas	FRA	-14 M	2,50/55/12.00	1,50/55/12.00	889,61
12	TECHOUÉYRES Aris	GRE	-17 M	2,00/58/12.00	2,00/58/13.00	839,51
13	BUTTIGIEG Anthony	FRA	Ope M	3,00/37	2,00/58/12.00	747,25
14	NÉDEAU Tanguy	FRA	-17 M	1,00/58/12.00	1,00/58/12.00	827,16
15	BRUNEL Pierre Gilles	FRA	55+ M	1,00/55/12.00	1,00/55/13.00	881,58
16	MOREL Benjamin	FRA	-14 M	0,50/55/12.00	5,25/55/13.00	863,64
17	DUPLAN-FRIBOURG Pol	FRA	-12 M	4,00/55/13.00	3,00/55/13.00	831,17
18	AMBLARD Arthur	FRA	-12 M	2,00/55/13.00	2,50/55/18.25	805,19
19	MCGREGOR Rory	RSA	-17 M	0,00/37	0,50/58/13.00	746,91
20	LAVERTON Romeo	FRA	-12 M	3,00/55/14.25	2,00/55/14.25	740,26
21	MATHIEU Francois	FRA	45+ M	2,00/55/14.25	2,50/34	615,38
22	MOULANIER Eudes	FRA	45+ M	3,50/55/16.00	1,50/55/14.25	609,89
23	SPEDICATO Thomas	FRA	-14 M	2,25/55/16.00	4,50/55/16.00	681,82
24	MORIN Antoine	FRA	-12 M	3,00/55/16.00	2,50/55/16.00	662,34
25	SHARGIN Matvey	RUS	-12 M	1,50/55/18.25	1,00/55/16.00	636,36
26	GOUNEAUD Bertrand	FRA	45+ M	0,00/52	2,50/55/18.25	489,01
27	NEYRAC Alban	FRA	-12 M	5,00/49	2,00/49	454,55
28	CAMBRAY Romain	FRA	-21 M		1,50/37	16,48

Women Slalom Results






Homologation: Ranking List

	Name	Country	Categ.	Round 1	Round 2	Overall
1	FRANC Ambre	FRA	Ope F	2,00/55/10.75	3,50/55/11.25	941,18
2	MOULANIER Marie-Lou	FRA	-17 F	2,50/55/12.00	4,00/55/13.00	925,68
3	CREISSELS Andrea	FRA	-17 F	1,00/55/12.00	3,50/55/14.25	905,41
4	LICHTLE Alexia	FRA	-21 F	5,00/55/13.00	3,00/55/13.00	764,71
5	BRUNEL Emma	FRA	-17 F	4,00/55/13.00	4,00/55/14.25	864,86
6	MIERMONT Lea	FRA	-17 F	3,00/55/13.00	3,00/55/13.00	851,35
7	PRUFER Amandine	FRA	-17 F	2,50/55/13.00	2,00/55/13.00	844,59
8	CREISSELS Rosalie	FRA	-17 F	2,00/55/13.00	2,00/55/13.00	837,84
9	ANGUENOT Inès	FRA	-14 F	1,00/55/13.00	3,00/55/14.25	890,51
10	JOHNSON Jan	RSA	55+ F	4,50/52/13.00	5,00/52/13.00	936,51
11	PATURELL Lena	SUI	-14 F	2,00/55/14.25	0,50/55/14.25	817,52
12	SONIER Perrine	FRA	-14 F	2,00/55/14.25	0,00/52	817,52
13	COITOU Annie	FRA	45+ F	4,00/55/16.00	4,00/55/18.25	702,70

Men Tricks Results









Homologation: World record

	Name	Country	Categ.	Round 1	Round 2	Round 3	Overall
1	FORTAMPS Olivier	BEL	Ope M	10830	11610	9280	994,01
2	BALLON Pierre	FRA	Ope M	9620	10780	7360	922,95
3	DUPLAN-FRIBOURG Louis	FRA	-17 M	6660	6790	8270	786,87
4	PRIE Malo	FRA	-17 M	5530	7090	6460	674,60
5	TECHOUÉYRES Aris	GRE	-17 M	1400	4560		433,87
6	DUPLAN-FRIBOURG Pol	FRA	-12 M	4300	3740	4290	538,17
7	LAVERTON Romeo	FRA	-12 M	4130	1960	3730	516,90
8	WITCZAK Thomas	FRA	-14 M	3160	3640	3590	455,57
9	ROUSSELOT Nicolas	FRA	-14 M	3260	1970		408,01
10	AMBLARD Arthur	FRA	-12 M	2840	2900		362,95

	Name	Country	Categ.	Round 1	Round 2	Round 3	Overall
11	MORIN Antoine	FRA 	-12 M	2340	1850		292,87
12	MOULANIER Eudes	FRA 	45+ M	1560	2070		375,68
13	MATHIEU Francois	FRA 	45+ M	1570	1560		284,94
14	NEYRAC Alban	FRA 	-12 M	760	1200		150,19
15	SPEDICATO Thomas	FRA 	-14 M	1000	850		125,16












Women Tricks Results

Homologation: World record

	Name	Country	Categ.	Round 1	Round 2	Round 3	Overall
1	DUPANLOUP Anna	SUI 	35+ F	4130	5320	4720	788,15
2	PRUFER Amandine	FRA 	-17 F	4650	5060	5060	578,29
3	ANGUENOT Inès	FRA 	-14 F	4130	4130	3090	627,66
4	BRUNEL Emma	FRA 	-17 F	3910	4060	3600	464,00
5	SONIER Perrine	FRA 	-14 F	3660	2950	3350	556,23
6	MOULANIER Marie-Lou	FRA 	-17 F	3030	3330		380,57
7	CREISSELS Andrea	FRA 	-17 F	2600	2620		299,43
8	PATURELL Lena	SUI 	-14 F	1430	880		217,33








Men Jump Results

Homologation: Ranking List










	Name	Country	Categ.	Round 1	Round 2	Overall
1	BUTTIGIEG Anthony	FRA 	Ope M	52,9m	51,8m	754,93
2	DUPLAN-FRIBOURG Louis	FRA 	-17 M	46,7m	49,9m	926,57
3	PRIE Malo	FRA 	-17 M	39,8m	41,4m	742,98
4	NÉDEAU Tanguy	FRA 	-17 M	36,0m	39,3m	697,62
5	MATHIEU Francois	FRA 	45+ M	28,0m	29,4m	463,77
6	DUPLAN-FRIBOURG Pol	FRA 	-12 M	27,8m	27,6m	568,31
7	ROUSSELOT Nicolas	FRA 	-14 M	24,6m	27,5m	560,11
8	MOULANIER Eudes	FRA 	45+ M	22,2m	25,0m	372,67
9	SPEDICATO Thomas	FRA 	-14 M	19,3m	19,8m	349,73
10	MORIN Antoine	FRA 	-12 M	18,1m	19,0m	327,87
11	NEYRAC Alban	FRA 	-12 M		11,5m	122,95

Women Jump Results

Homologation: Ranking List

	Name	Country	Categ.	Round 1	Round 2	Overall
1	LICHTLE Alexia	FRA 	-21 F	34,3m	33,4m	627,59
2	BRUNEL Emma	FRA 	-17 F	32,7m	34,2m	719,58
3	PRUFER Amandine	FRA 	-17 F	31,8m	33,5m	701,06
4	MOULANIER Marie-Lou	FRA 	-17 F	30,1m	30,7m	626,98
5	ANGUENOT Inès	FRA 	-14 F	24,2m	22,5m	653,99
6	SONIER Perrine	FRA 	-14 F	21,2m	20,6m	539,92
7	PATURELL Lena	SUI 	-14 F	9,6m	11,1m	155,89







Men Overall Results

	Name	Country	Categ.	Slalom	Tricks	Jump	Overall
1	DUPLAN-FRIBOURG Louis	FRA 	-17 M	864,20	646,05	926,57	2436,82
2	PRIE Malo	FRA 	-17 M	839,51	674,60	742,98	2257,09
3	DUPLAN-FRIBOURG Pol	FRA 	-12 M	831,17	538,17	568,31	1937,65
4	ROUSSELOT Nicolas	FRA 	-14 M	896,10	408,01	480,87	1784,98
5	MOULANIER Eudes	FRA 	45+ M	609,89	375,68	372,67	1358,24
6	MATHIEU Francois	FRA 	45+ M	615,38	284,94	434,78	1335,10
7	MORIN Antoine	FRA 	-12 M	662,34	292,87	303,28	1258,49
8	SPEDICATO Thomas	FRA 	-14 M	681,82	106,38	349,73	1137,93
9	NEYRAC Alban	FRA 	-12 M	415,58	150,19	122,95	688,72

Women Overall Results

Coupe de Meuzac

03/07/2015 - 05/07/2015

	Name	Country	Categ.	Slalom	Tricks	Jump	Overall
1	ANGUENOT Inès	FRA 	-14 F	890,51	627,66	653,99	2172,16
2	PRUFER Amandine	FRA 	-17 F	837,84	578,29	701,06	2117,19
3	BRUNEL Emma	FRA 	-17 F	864,86	446,86	679,89	1991,61
4	SONIER Perrine	FRA 	-14 F	817,52	556,23	539,92	1913,67
5	MOULANIER Marie-Lou	FRA 	-17 F	925,68	346,29	611,11	1883,08
6	PATUREL Lena	SUI 	-14 F	817,52	217,33	98,86	1133,71

Chief Judge
WRIGHT-CAU Maureen

Homologator

Scorer
DEFFORGE Valerie