






Overall Team classification Team results









Country	Name	Slalom	Tricks	Jump	Overall
1  Belarus		2366.92	2978.90	3014.93	8360.75
	(40) Straltsova Hanna*	*781.82	742.42	*1000.00	
	(39) Danisheuskaya Aliaksandra*	681.82	787.88	*964.18	
	(37) Isayeu Aliaksandr*	*803.28	*864.73	920.56	
	(38) Berdnikava Natallia*	*781.82	*1097.90	*1050.75	
	(36) Zharnasek Aliaksei*		*1016.27		
	(41) Turets Irina	727.27		919.40	
2  France		2705.74	2813.96	2585.28	8104.98
	(1) Ballon Pierre*		*934.93		
	(2) Dailland Thibaut*	*905.74	*918.66	*852.80	
	(3) Dailland Tanguy*	819.67	817.64	*705.61	
	(4) Chardin Nancy*		460.37	*1026.87	
	(5) Costard Manon*	*909.09			
	(6) Lucine Clementine*	*890.91	*960.37		
3  Czech Rep.		2696.72	2042.19	2136.11	6875.02
	(55) Cespivova Anna*	690.91	*358.97	*432.84	
	(52) Kolman Martin*	*901.64	*813.36	*808.41	
	(53) Odvarko Daniel*	*893.44			
	(54) Sedlmajer Adam*	*901.64	*869.86	*894.86	
4  Great Britain		2229.51	1972.01	2250.00	6451.52
	(28) Outram Sanchia*	581.82	*526.81	555.22	
	(27) Outram Luke*	*762.30	*769.69	*682.24	
	(26) Poland Joel*	*721.31	*675.51	*644.86	
	(25) Poole Thomas*	*745.90	281.68	565.42	
	(24) Critchley Jack*			*922.90	
5  Sweden		2488.52	451.05	2518.82	5458.39
	(47) Francke Lisa*			*979.10	
	(48) Tafvander Jennifer*	*800.00	*451.05		
	(43) Öhman Patrik*			*773.36	
	(44) Blomqvist Felix*	73.77		*766.36	
	(45) Bogne Jakob*	*844.26			
	(46) Efverstrom Johan*	*844.26			
6  Spain		2254.10	1131.85	1341.12	4727.07
	(18) Botas Medem Nadine*	*700.00			
	(17) Botas Medem Sandra*	*800.00			
	(16) Ballús Roca Roger*	*754.10			
	(15) Noguera Vergés Lluís*	663.93	*702.91	*684.58	
	(14) Noguera Vergés Alvar*	639.34	*428.94	*656.54	
7  Austria		2143.51		2436.92	4580.43
	(69) Pugstaller Robert*	*713.11			
	(70) Weichhart Andreas*			*752.34	
	(73) Rohrer Irena*	*709.09			
	(71) Köstenberger Claudio*	*721.31		*871.50	
	Swoboda Matthias				
	(72) Dobringer Daniel*	622.95		*813.08	
8  Italy		2672.13	871.79	680.60	4224.52
	(56) Ianni Beatrice	818.18			
	(57) Bagnoli Alice*	818.18	*871.79	*680.60	
	(58) Caruso Brando*	*868.85			
	(59) Napolitano Davide	827.87			
	(60) Allais Carlo*	*868.85			
	(61) Deqaspero Thomas*	*934.43			
9  Slovakia		1729.51	764.56	1464.95	3959.02
	(35) Mlynek Marek*	*827.87	*266.27	*649.53	
	(34) Bartalsky Martin*	*901.64	*498.29	*815.42	

31/08/2016 - 04/09/2016

9/4/2016 - 2:37 PM

Lleida/Gimenells SPAIN

EUROPEAN & AFRICAN WATERSKI
LLEIDA - GIMENELLS

Country	Name	Slalom	Tricks	Jump	Overall
10  Germany		2131.29	967.37	847.76	3946.42
	(20) Schweigert Jurgen*	*713.11			
	(22) Bonnemann Chiara*	*709.09			
	(23) Bonnemann Giannina*	*709.09	*967.37	*847.76	
11  Russia		1520.42	858.97	929.91	3309.30
	(64) Morozov Igor*	*729.51			
	(65) Ryzanin Vladimir*			*929.91	
	(66) Churakova Tatiana*		*858.97		
	(67) Shevkunova Alisa*	*790.91			
12  Switzerland		2376.59			2376.59
	(33) Grobet Pernelle*	*745.45			
	(32) Stadlbaur Benjamin*	*918.03			
	(31) Stadlbaur Vincent*	*713.11			
13  Finland		727.27		1032.84	1760.11
	(13) Lammi Menestrina Jutta*	*727.27		*1032.84	
14  Greece				1044.78	1044.78
	(19) Vympranietsova Marie*			*1044.78	
15  Belgium			853.60		853.60
	(68) Fortamps Olivier*		*853.60		
16  Lithuania		16.39			16.39
	(75) Lazinskas Ricardas*	*16.39			
17  Denmark					
	(74) Schultz-Soerensen Victor				

Chief Judge
Smith Jeffrey DHomologator
Davies PeterScorer
Defforge Valerie