









**Under 14 Girls Slalom Results**

Homologation: Ranking List

	Name	Country	Categ.	Preliminary	Final	Overall
1	Yorke-Davies Saba	*GBR 	-14 F	4.00/55/14.25	5.25/55/14.25	1365.38
2	Roberts Lucy	GBR 	-14 F	3.00/55/18.25	3.00/55/18.25	1000.00
3	Turp Matilda	GBR 	-14 F	3.00/55/18.25	2.50/55/18.25	1000.00
4	Scutt Emma	GBR 	-14 F	5.00/46	3.00/52	846.15






**Under 14 Boys Slalom Results**

Homologation: Ranking List

	Name	Country	Categ.	Preliminary	Final	Overall
1	Robinson Marcus	GBR 	-14 M	3.00/55/13.00	2.00/55/13.00	1000.00
2	Rowland Matthew	*GBR 	-14 M	2.00/55/13.00	2.00/55/14.25	977.78
3	Williams Ben	*GBR 	-14 M	4.00/52	3.00/43	488.89
4	Jays Danny	GBR 	-14 M	3.00/43	0.00/43	66.67








**Under 17 Girls Slalom Results**

Homologation: Ranking List

	Name	Country	Categ.	Preliminary	Final	Overall
1	Nutt Katie	GBR 	-17 F	4.00/55/13.00	3.50/55/13.00	945.45
2	Hutchison Georgina	GBR 	-17 F	1.00/55/12.00	1.50/55/13.00	1000.00
3	Solman Hannah	*GBR 	-17 F	3.00/55/16.00	4.50/55/16.00	736.36
4	Dickinson Jenny	*GBR 	-17 F	1.00/55/16.00	3.50/55/18.25	672.73
5	Butterfield Amber	GBR 	-17 F	4.00/55/14.25	3.50/40	836.36







**Under 17 Boys Slalom Results**

Homologation: Ranking List

	Name	Country	Categ.	Preliminary	Final	Overall
1	Hazelwood Robert	GBR 	-17 M	3.00/58/11.25	2.00/58/11.25	1000.00
2	Poland Joel	GBR 	-17 M	4.50/58/12.00	1.00/58/11.25	960.78
3	Turp Benjamin	GBR 	-17 M	0.50/58/13.00	4.00/58/12.00	901.96
4	Davies Arron	GBR 	-17 M	2.50/58/12.00	3.00/58/12.00	882.35
5	Hunter Sam	*GBR 	-17 M	5.00/58/14.25	0.50/58/14.25	686.27
6	Emmett Charlie	*GBR 	-17 M	4.00/58/14.25		666.67
7	Scutt Oli	GBR 	-17 M	5.00/58/18.25		450.98



**Under 21 Ladies Slalom Results**







Homologation: Ranking List

	Name	Country	Categ.	Preliminary	Final	Overall
1	Wharton Charlotte	GBR 	-21 F	4.50/55/12.00	1.50/55/11.25	1000.00
2	Outram Sanchia	GBR 	-21 F	4.00/55/13.00	1.00/55/12.00	868.69
3	Jones Julia	GBR 	-21 F	1.00/55/12.00	3.50/55/13.00	868.69
4	Allman Jemma	*GBR 	-21 F	1.00/55/13.00	2.50/55/13.00	777.78
5	Colverd Jodie	*GBR 	-21 F	5.50/55/14.25	1.00/55/13.00	747.47
6	Bates Sophie	*GBR 	-21 F	5.00/55/14.25		707.07

**Under 21 Men Slalom Results**



Homologation: Ranking List

	Name	Country	Categ.	Preliminary	Final	Overall
1	Heath Calum	GBR 	-21 M	3.00/58/11.25	3.00/58/11.25	1000.00
2	Outram Luke	GBR 	-21 M	5.00/58/12.00	2.50/58/11.25	987.18

	Name	Country	Categ.	Preliminary	Final	Overall
3	Spavin Harry	GBR 	-21 M	3.00/58/11.25	2.00/58/11.25	1000.00
4	Poole Thomas	GBR 	-21 M	3.00/58/11.25	0.50/58/11.25	1000.00
5	Foley-Brickley David	GBR 	-21 M	2.00/58/12.00	4.00/58/12.00	871.79
6	Hazelwood Benjamin	GBR 	-21 M	1.50/58/14.25		500.00
7	Dyson Harvey	*GBR 	-21 M	1.00/58/16.00		333.33
8	Young Harry	GBR 	-21 M	3.50/58/18.25		243.59



**Under 10 Boys Slalom Results**

Homologation: Ranking List

	Name	Country	Categ.	Preliminary	Final	Overall
1	Crossland Harrison	GBR 	-10 M	5.00/52	5.00/52	1000.00
2	Turp Sebastian	GBR 	-10 M	1.50/52	1.50/49	933.96



**Under 12 Girls Slalom Results**

Homologation: Ranking List

	Name	Country	Categ.	Preliminary	Final	Overall
1	Atherton Emily	*GBR 	-12 F	5.00/55/16.00	2.00/55/16.00	53.00
2	Lee Molly	*GBR 	-12 F	1.00/55/16.00	0.00/34	49.00





**Under 12 Boys Slalom Results**

Homologation: Ranking List

	Name	Country	Categ.	Preliminary	Final	Overall
1	Parkin Tom	GBR 	-12 M	2.00/55/16.00	4.00/55/18.25	1000.00
2	Pollard Noah	GBR 	-12 M	2.50/49	0.50/52	970.00




**Under 14 Girls Tricks Results**

Homologation: Ranking List

	Name	Country	Categ.	Preliminary	Final	Overall
1	Scutt Emma	GBR 	-14 F	620	1130	724.36
2	Yorke-Davies Saba	*GBR 	-14 F	1080	860	692.31
3	Turp Matilda	GBR 	-14 F	820	740	525.64
4	Roberts Lucy	GBR 	-14 F	1560	660	1000.00




**Under 14 Boys Tricks Results**

Homologation: Ranking List

	Name	Country	Categ.	Preliminary	Final	Overall
1	Rowland Matthew	*GBR 	-14 M	3050	2270	1367.71
2	Robinson Marcus	GBR 	-14 M	2230	1920	1000.00
3	Jays Danny	GBR 	-14 M	420	290	188.34






**Under 17 Girls Tricks Results**

Homologation: Ranking List

	Name	Country	Categ.	Preliminary	Final	Overall
1	Nutt Katie	GBR 	-17 F	3430	3230	1000.00
2	Butterfield Amber	GBR 	-17 F	660	3010	877.55
3	Hutchison Georgina	GBR 	-17 F	1610	1580	469.39





**Under 17 Boys Tricks Results**

Homologation: Ranking List

	Name	Country	Categ.	Preliminary	Final	Overall
1	Hazelwood Robert	GBR 	-17 M	4420	4420	508.05
2	Poland Joel	GBR 	-17 M	8700	4060	1000.00
3	Davies Arron	GBR 	-17 M	2790	3540	406.90
4	Turp Benjamin	GBR 	-17 M	2280	3140	360.92
5	Scutt Oli	GBR 	-17 M	1320	1740	200.00








### Under 21 Ladies Tricks Results

Homologation: Ranking List

	Name	Country	Categ.	Preliminary	Final	Overall
1	Wharton Charlotte	GBR 	-21 F	4380	5070	1000.00
2	Jones Julia	GBR 	-21 F	2620	2690	530.57
3	Outram Sanchia	GBR 	-21 F	1060	2330	459.57
4	Colverd Jodie	*GBR 	-21 F	1720	2070	408.28



### Under 21 Men Tricks Results

Homologation: Ranking List

	Name	Country	Categ.	Preliminary	Final	Overall
1	Outram Luke	GBR 	-21 M	8610	9090	1000.00
2	Spavin Harry	GBR 	-21 M	2380	6090	669.97
3	Poole Thomas	GBR 	-21 M	4080	5000	550.06
4	Heath Calum	GBR 	-21 M	5670	4590	623.76
5	Hazelwood Benjamin	GBR 	-21 M	2950	3530	388.34
6	Foley-Brickley David	GBR 	-21 M	2020		222.22
7	Young Harry	GBR 	-21 M	1020		112.21



### Under 10 Boys Tricks Results

Homologation: Ranking List

	Name	Country	Categ.	Preliminary	Final	Overall
1	Crossland Harrison	GBR 	-10 M	990	910	1000.00
2	Turp Sebastian	GBR 	-10 M	200	290	292.93


### Under 12 Boys Tricks Results

Homologation: Ranking List

	Name	Country	Categ.	Preliminary	Final	Overall
1	Parkin Tom	GBR 	-12 M	1960	1600	1000.00
2	Pollard Noah	GBR 	-12 M	740	680	377.55




### Under 12 Boys Jump Results

Homologation: Ranking List

	Name	Country	Categ.	Preliminary	Final	Overall
1	Parkin Tom	GBR 	-12 M	21.9m	21.9m	1000.00



### Under 14 Girls Jump Results

Homologation: Ranking List

	Name	Country	Categ.	Preliminary	Final	Overall
1	Scutt Emma	GBR 	-14 F	14.7m	15.1m	1000.00
2	Roberts Lucy	GBR 	-14 F	14.6m	14.9m	975.31
3	Turp Matilda	GBR 	-14 F	12.5m	13.3m	777.78




**Under 14 Boys Jump Results**

Homologation: Ranking List

	Name	Country	Categ.	Preliminary	Final	Overall
1	Robinson Marcus	GBR 	-14 M	24.5m	26.7m	1000.00
2	Jays Danny	GBR 	-14 M	16.5m	18.4m	502.99




**Under 17 Girls Jump Results**

Homologation: Ranking List

	Name	Country	Categ.	Preliminary	Final	Overall
1	Nutt Katie	GBR 	-17 F	24.5m	24.7m	1000.00
2	Butterfield Amber	GBR 	-17 F	19.9m	23.4m	926.55
3	Hutchison Georgina	GBR 	-17 F	10.9m	11.0m	225.99






**Under 21 Ladies Jump Results**

Homologation: Ranking List

	Name	Country	Categ.	Preliminary	Final	Overall
1	Wharton Charlotte	GBR 	-21 F	41.8m	45.2m	1000.00
2	Outram Sanchia	GBR 	-21 F	36.3m	38.2m	816.75
3	Jones Julia	GBR 	-21 F	33.6m	34.2m	712.04







**Under 17 Boys Jump Results**

Homologation: Ranking List

	Name	Country	Categ.	Preliminary	Final	Overall
1	Poland Joel	GBR 	-17 M	53.7m	53.9m	1000.00
2	Hazelwood Robert	GBR 	-17 M	48.2m	47.2m	870.16
3	Davies Arron	GBR 	-17 M	42.1m	44.1m	776.77
4	Turp Benjamin	GBR 	-17 M	35.3m	38.0m	637.81
5	Scutt Oli	GBR 	-17 M	21.5m	23.2m	300.68

**Under 21 Men Jump Results**



Homologation: Ranking List

	Name	Country	Categ.	Preliminary	Final	Overall
1	Spavin Harry	GBR 	-21 M	52.8m	55.1m	1000.00
2	Outram Luke	GBR 	-21 M	44.8m	51.8m	926.83
3	Hazelwood Benjamin	GBR 	-21 M	45.4m	48.9m	862.53
4	Heath Calum	GBR 	-21 M	47.5m	48.3m	849.22
5	Young Harry	GBR 	-21 M	43.4m	44.5m	764.97
6	Poole Thomas	GBR 	-21 M	43.0m		731.71



**Under 14 Girls Overall Results**

	Name	Country	Categ.	Slalom	Tricks	Jump	Overall
1	Roberts Lucy	GBR 	-14 F	1000.00	1000.00	975.31	2975.31
2	Scutt Emma	GBR 	-14 F	846.15	724.36	1000.00	2570.51
3	Turp Matilda	GBR 	-14 F	1000.00	525.64	777.78	2303.42






**Under 14 Boys Overall Results**

	Name	Country	Categ.	Slalom	Tricks	Jump	Overall
1	Robinson Marcus	GBR 	-14 M	1000.00	1000.00	1000.00	3000.00
2	Jays Danny	GBR 	-14 M	66.67	188.34	502.99	758.00




**Under 17 Girls Overall Results**

	Name	Country	Categ.	Slalom	Tricks	Jump	Overall
1	Nutt Katie	GBR 	-17 F	945.45	1000.00	1000.00	2945.45
2	Butterfield Amber	GBR 	-17 F	836.36	877.55	926.55	2640.46
3	Hutchison Georgina	GBR 	-17 F	1000.00	469.39	225.99	1695.38







**Under 17 Boys Overall Results**

	Name	Country	Categ.	Slalom	Tricks	Jump	Overall
1	Poland Joel	GBR 	-17 M	960.78	1000.00	1000.00	2960.78
2	Hazelwood Robert	GBR 	-17 M	1000.00	508.05	870.16	2378.21
3	Davies Arron	GBR 	-17 M	882.35	406.90	776.77	2066.02
4	Turp Benjamin	GBR 	-17 M	901.96	360.92	637.81	1900.69
5	Scutt Oli	GBR 	-17 M	450.98	200.00	300.68	951.66



**Under 21 Ladies Overall Results**

	Name	Country	Categ.	Slalom	Tricks	Jump	Overall
1	Wharton Charlotte	GBR 	-21 F	1000.00	1000.00	1000.00	3000.00
2	Outram Sanchia	GBR 	-21 F	868.69	459.57	816.75	2145.01
3	Jones Julia	GBR 	-21 F	868.69	530.57	712.04	2111.30



**Under 21 Men Overall Results**

	Name	Country	Categ.	Slalom	Tricks	Jump	Overall
1	Outram Luke	GBR 	-21 M	987.18	1000.00	926.83	2914.01
2	Spavin Harry	GBR 	-21 M	1000.00	669.97	1000.00	2669.97
3	Heath Calum	GBR 	-21 M	1000.00	623.76	849.22	2472.98
4	Poole Thomas	GBR 	-21 M	1000.00	550.06	731.71	2281.77
5	Hazelwood Benjamin	GBR 	-21 M	500.00	388.34	862.53	1750.87
6	Young Harry	GBR 	-21 M	243.59	112.21	764.97	1120.77

**Under 12 Boys Overall Results**

	Name	Country	Categ.	Slalom	Tricks	Jump	Overall
1	Parkin Tom	GBR 	-12 M	1000.00	1000.00	1000.00	2000.00
2	Pollard Noah	GBR 	-12 M	970.00	377.55		1347.55

**Under 10 Boys Overall Results**

	Name	Country	Categ.	Slalom	Tricks	Jump	Overall
1	Crossland Harrison	GBR 	-10 M	1000.00	1000.00		2000.00
2	Turp Sebastian	GBR 	-10 M	933.96	292.93		1226.89