








Under 14 Girls Slalom Results

Homologation: Ranking List

	Name	Country	Categ.	Round 1	Round 2	Overall
1	Hvozdzeva Sofya	BLR 	-14 F	3,00/55/18.25	1,00/55/16.00	561,80
2	Belskaya Maryia	BLR 	-14 F	1,50/55/16.00	1,50/55/18.25	573,03
3	Lebedeva Anastasia	RUS 	-14 F	3,00/49	3,25/49	207,87
4	Groznova Olga	RUS 	-14 F	1,50/46	4,25/40	33,71
5	Kozelskaya Mariya	BLR 	-14 F	0,50/52	0,50/40	280,90




Under 14 Boys Slalom Results

Homologation: Ranking List

	Name	Country	Categ.	Round 1	Round 2	Overall
1	Straltsou Ilya	BLR 	-14 M	3,00/55/16.00	2,50/55/16.00	446,81
2	Zhirkov Ivan	RUS 	-14 M	1,50/55/16.00	2,25/55/18.25	414,89
3	Malinovskiy Georgiy	RUS 	-14 M	3,00/55/18.25	4,50/52	319,15
4	Kuktenko Olexander	UKR 	-14 M	3,00/52	2,50/52	191,49
5	Hrushko Olexandr	UKR 	-14 M	2,50/55/18.25	4,00/49	308,51
6	Postelnikov Yaroslav	UKR 	-14 M	3,00/52	3,00/43	191,49
7	Chorny Ivan	UKR 	-14 M	3,00/46		





Under 17 Girls Slalom Results

Homologation: Ranking List

	Name	Country	Categ.	Round 1	Round 2	Overall
1	Zhirkova Polina	RUS 	-17 F	3,00/55/14.25	2,50/55/14.25	613,64
2	Novikova Maria	RUS 	-17 F	0,50/55/18.25	3,00/55/18.25	340,91
3	Ivashneva Victoria	RUS 	-17 F	4,50/46	1,50/49	34,09
4	Kolesnikova Veronika	RUS 	-17 F	3,50/46	1,50/43	
5	Mednikova Polina	RUS 	-17 F	4,50/55/13.00		784,09













Under 17 Boys Slalom Results

Homologation: Ranking List

	Name	Country	Categ.	Round 1	Round 2	Overall
1	Lipatov Sergey	RUS 	-17 M	3,50/58/16.00	3,50/58/13.00	656,86
2	Sheleshnev Dmitriy	RUS 	-17 M	1,50/58/18.25	3,00/55/18.25	264,71
3	Presnov Nikita	RUS 	-17 M	5,00/52	3,00/52	98,04
4	Tsarikaev Yuriy	RUS 	-17 M	4,00/52	2,50/52	78,43









Open Ladies Slalom Results

Homologation: Ranking List

	Name	Country	Categ.	Round 1	Round 2	Overall
1	Shevkunova Alisa	RUS 	Ope F	3,00/55/11.25	2,00/55/11.25	818,18
2	Dymant Iryna	BLR 	Ope F	2,25/55/11.25	1,00/55/11.25	804,55
3	Straltsova Hanna	BLR 	Ope F	2,00/55/12.00	4,50/55/12.00	736,36
4	Rabchun Aliaksandra	BLR 	Ope F	3,00/55/12.00	2,50/55/12.00	709,09
5	Leshchanka Maryia	BLR 	Ope F	4,00/55/12.00	1,50/55/12.00	727,27
6	Gubarenko Olga	RUS 	Ope F	1,00/55/12.00	1,00/55/12.00	672,73
7	Savina Polina	RUS 	Ope F	3,50/55/13.00		609,09
8	Komarova Ksenia	RUS 	Ope F	2,50/55/13.00		590,91
9	Vorona Maria	RUS 	Ope F	1,50/55/13.00		572,73
10	Perepelova Alena	RUS 	Ope F	1,00/55/13.00		563,64
11	Pozdnyakova Daria	RUS 	Ope F	2,00/55/14.25		472,73
12	Kolondaeva Evgenia	RUS 	Ope F	1,00/55/18.25		236,36




Open Men Slalom Results

Homologation: Ranking List

	Name	Country	Categ.	Round 1	Round 2	Overall
1	Mistryukov Alexander	RUS 	Ope M	4,00/58/12.00	4,00/58/12.00	655,74
2	Kamyshenko Sergey	RUS 	Ope M	4,00/58/12.00	3,00/58/12.00	655,74
3	Kazlowski Alexander	BLR 	Ope M	1,50/58/11.25	2,50/58/12.00	713,11
4	Papkou Andrei	BLR 	Ope M	2,50/58/12.00	2,50/58/12.00	631,15
5	Trushechkin Andrey	RUS 	Ope M	2,00/58/12.00	2,50/58/12.00	631,15
6	Sukhotin Dmitry	RUS 	Ope M	5,00/58/13.00		573,77
7	Mikhaylov Maxim	RUS 	Ope M	1,00/58/13.00		508,20
8	Malinovskiy Evgeniy	RUS 	Ope M	2,50/58/14.25		434,43


Over 35 Men Slalom Results

Homologation: Ranking List

	Name	Country	Categ.	Round 1	Round 2	Overall
1	Gorshcharuk Dmitry	RUS 	35+ M	1,00/55/13.00	3,00/55/14.25	587,30
2	Mednikov Alexey	RUS 	35+ M	3,00/55/12.00	3,25/49	714,29
3	Linkov Sergey	RUS 	35+ M	3,50/49	0,50/49	55,56










Over 55 Men Slalom Results

Homologation: Ranking List

	Name	Country	Categ.	Round 1	Round 2	Overall
1	Zhitlovski Mikhail	RUS 	55+ M	1,50/43	2,50/43	












Under 14 Girls Tricks Results

Homologation: Ranking List

	Name	Country	Categ.	Round 1	Round 2	Overall
1	Hvozdzeva Sofya	BLR 	-14 F	3610	4780	726,44
2	Belskaya Maryia	BLR 	-14 F	3360	3620	550,15
3	Groznova Olga	RUS 	-14 F	2850	2850	433,13
4	Politova Varvara	RUS 	-14 F	4090	2610	621,58
5	Lebedeva Anastasia	RUS 	-14 F	2530	2430	384,50
6	Kozelskaya Mariya	BLR 	-14 F	1750		265,96
7	Vinokurova Eva	RUS 	-14 F	1470		223,40
8	Dobzhevich Elizaveta	RUS 	-14 F	810		123,10
9	Nikolaeva Anna	RUS 	-14 F	600		91,19

Under 14 Boys Tricks Results

Homologation: Ranking List

	Name	Country	Categ.	Round 1	Round 2	Overall
1	Postelnikov Yaroslav	UKR 	-14 M	5370	5700	708,07
2	Kuktenko Olexander	UKR 	-14 M	4080	3550	506,83
3	Chorny Ivan	UKR 	-14 M	3630	2940	450,93
4	Zhirkov Ivan	RUS 	-14 M	4030	2390	500,62
5	Sinitsyn Kirill	RUS 	-14 M	2150	1880	267,08
6	Hrushko Olexandr	UKR 	-14 M	2360	1120	293,17
7	Straltsou Ilya	BLR 	-14 M	2010		249,69
8	Malinovskiy Georgiy	RUS 	-14 M	1160		144,10
9	Filipenko Alexey	RUS 	-14 M	1040		129,19
10	Martynov Denis	RUS 	-14 M	580		72,05
11	Sheleshnev Timofey	RUS 	-14 M	480		59,63







Under 17 Girls Tricks Results

Homologation: Ranking List

	Name	Country	Categ.	Round 1	Round 2	Overall
1	Shevtsova Eva	UKR 	-17 F	5150	5150	588,57
2	Ivashneva Victoria	RUS 	-17 F	5200	3760	594,29
3	Timofeeva Julia	RUS 	-17 F	2840	2950	337,14
4	Novikova Maria	RUS 	-17 F	2970	2640	339,43
5	Kolesnikova Veronika	RUS 	-17 F	2780	1920	317,71








Under 17 Boys Tricks Results

Homologation: Ranking List

	Name	Country	Categ.	Round 1	Round 2	Overall
1	Lipatov Sergey	RUS 	-17 M	6120	4370	582,30
2	Churakov Danila	RUS 	-17 M	3350	3450	328,26
3	Sheleshnev Dmitriy	RUS 	-17 M	3000	2700	285,44
4	Tsarikaev Yuriy	RUS 	-17 M	2850	2140	271,17
5	Holopov Valeriy	RUS 	-17 M	3410	1160	324,45
6	Presnov Nikita	RUS 	-17 M	1580		150,33









Open Ladies Tricks Results

Homologation: Ranking List

	Name	Country	Categ.	Round 1	Round 2	Overall
1	Churakova Tatiana	RUS 	Ope F	7070	7240	843,82
2	Straltsova Hanna	BLR 	Ope F	4560	5210	607,23
3	Savina Polina	RUS 	Ope F	4860	4630	566,43
4	Badalian Anna	RUS 	Ope F	4070	2620	474,36
5	Vorona Maria	RUS 	Ope F	3850	2330	448,72
6	Danishevich Darya	BLR 	Ope F	3190		371,79
7	Pozdnyakova Daria	RUS 	Ope F	2920		340,33




Open Men Tricks Results

Homologation: Ranking List

	Name	Country	Categ.	Round 1	Round 2	Overall
1	Deviatovski Oleg	BLR 	Ope M	9640	9740	833,90
2	Labkovich Ilya	BLR 	Ope M	9350	8810	800,51
3	Nosachev Evgeny	RUS 	Ope M	4890	5490	470,03
4	Mikhaylov Maxim	RUS 	Ope M	5660	4690	484,59
5	Trushechkin Andrey	RUS 	Ope M	5170	4370	442,64
6	Malinovskiy Evgeniy	RUS 	Ope M	2680		229,45
7	Papkou Andrei	BLR 	Ope M	1500		128,42
8	Sukhotin Dmitry	RUS 	Ope M	710		60,79






Under 14 Girls Jump Results

Homologation: Ranking List

	Name	Country	Categ.	Round 1	Round 2	Overall
1	Belskaya Maryia	BLR 	-14 F	21,2m	24,3m	652,83
2	Hvozdzeva Sofya	BLR 	-14 F	21,0m	21,0m	528,30
3	Lebedeva Anastasia	RUS 	-14 F	16,1m	17,2m	384,91
4	Groznova Olga	RUS 	-14 F	15,3m	15,7m	328,30
5	Kozelskaya Mariya	BLR 	-14 F	0,00m		





Under 14 Boys Jump Results

Homologation: Ranking List

	Name	Country	Categ.	Round 1	Round 2	Overall
1	Straltsou Ilya	BLR 	-14 M	22,5m	24,8m	440,48
2	Postelnikov Yaroslav	UKR 	-14 M	16,6m	17,2m	214,29
3	Hrushko Olexandr	UKR 	-14 M	15,7m	14,9m	169,64
4	Kuktenko Olexander	UKR 	-14 M	15,8m	14,7m	172,62
5	Chornyy Ivan	UKR 	-14 M	12,7m	13,4m	101,19





Under 17 Girls Jump Results

Homologation: Ranking List

	Name	Country	Categ.	Round 1	Round 2	Overall
1	Zhirkova Polina	RUS 	-17 F	33,0m	33,1m	690,48
2	Ivashneva Victoria	RUS 	-17 F	20,5m	20,7m	362,43
3	Novikova Maria	RUS 	-17 F	17,5m	18,0m	291,01
4	Kolesnikova Veronika	RUS 	-17 F	15,8m	17,1m	267,20





Under 17 Boys Jump Results

Homologation: Ranking List

	Name	Country	Categ.	Round 1	Round 2	Overall
1	Arefiev Egor	RUS 	-17 M	48,8m	52,8m	988,45
2	Lipatov Sergey	RUS 	-17 M	39,7m	39,7m	685,91
3	Sheleshnev Dmitriy	RUS 	-17 M	21,8m	25,6m	360,28
4	Tsarikaev Yuriy	RUS 	-17 M	19,4m	21,3m	260,97







Open Ladies Jump Results

Homologation: Ranking List

	Name	Country	Categ.	Round 1	Round 2	Overall
1	Straltsova Hanna	BLR 	Ope F	44,5m	47,6m	913,43
2	Savina Polina	BLR 	Ope F	33,6m	34,1m	510,45
3	Pozdnyakova Daria	RUS 	Ope F	30,3m	32,3m	456,72
4	Vorona Maria	RUS 	Ope F	23,3m	24,8m	232,84



Open Men Jump Results

Homologation: Ranking List





	Name	Country	Categ.	Round 1	Round 2	Overall
1	Nosachev Evgeny	RUS 	Ope M	47,9m	52,1m	633,18
2	Mikhaylov Maxim	RUS 	Ope M	45,8m	49,3m	567,76
3	Papkou Andrei	BLR 	Ope M	46,5m	49,0m	560,75
4	Trushechkin Andrey	RUS 	Ope M	42,9m	44,7m	460,28
5	Malinovskiy Evgeniy	RUS 	Ope M	39,8m	42,8m	415,89
6	Ovchinnikov Gleb	RUS 	Ope M	37,5m		292,06

Over 35 Men Jump Results

Homologation: Ranking List

	Name	Country	Categ.	Round 1	Round 2	Overall
1	Vlasov Sviatoslav	RUS 	35+ M	36,4m	39,8m	535,01
2	Pivovarov Dmitriy	RUS 	35+ M	32,2m	34,3m	436,27




Under 14 Girls Overall Results

	Name	Country	Categ.	Slalom	Tricks	Jump	Overall
1	Hvozdzeva Sofya	BLR 	-14 F	561,80	726,44	528,30	1816,54
2	Belskaya Maryia	BLR 	-14 F	573,03	550,15	652,83	1776,01
3	Lebedeva Anastasia	RUS 	-14 F	207,87	384,50	384,91	977,28
4	Groznova Olga	RUS 	-14 F	33,71	433,13	328,30	795,14




Under 14 Boys Overall Results

	Name	Country	Categ.	Slalom	Tricks	Jump	Overall
1	Straltsou Ilya	BLR 	-14 M	446,81	249,69	440,48	1136,98
2	Postelnikov Yaroslav	UKR 	-14 M	191,49	708,07	214,29	1113,85
3	Kuktenko Olexander	UKR 	-14 M	191,49	506,83	172,62	870,94
4	Hrushko Olexandr	UKR 	-14 M	308,51	293,17	169,64	771,32
5	Chorny Ivan	UKR 	-14 M		450,93	101,19	552,12





Under 17 Girls Overall Results

	Name	Country	Categ.	Slalom	Tricks	Jump	Overall
1	Ivashneva Victoria	RUS 	-17 F	34,09	594,29	362,43	990,81
2	Novikova Maria	RUS 	-17 F	340,91	339,43	291,01	971,35
3	Kolesnikova Veronika	RUS 	-17 F		317,71	267,20	584,91





Under 17 Boys Overall Results

	Name	Country	Categ.	Slalom	Tricks	Jump	Overall
1	Lipatov Sergey	RUS 	-17 M	656,86	582,30	685,91	1925,07
2	Sheleshnev Dmitriy	RUS 	-17 M	264,71	285,44	360,28	910,43
3	Tsarikaev Yuriy	RUS 	-17 M	78,43	271,17	260,97	610,57

Open Ladies Overall Results

	Name	Country	Categ.	Slalom	Tricks	Jump	Overall
1	Straltsova Hanna	BLR 	Ope F	736,36	607,23	913,43	2257,02
2	Savina Polina	RUS 	Ope F	609,09	566,43	510,45	1685,97
3	Pozdnyakova Daria	RUS 	Ope F	472,73	340,33	456,72	1269,78
4	Vorona Maria	RUS 	Ope F	572,73	448,72	232,84	1254,29

Open Men Overall Results

	Name	Country	Categ.	Slalom	Tricks	Jump	Overall
1	Mikhaylov Maxim	RUS 	Ope M	508,20	484,59	567,76	1560,55
2	Trushechkin Andrey	RUS 	Ope M	631,15	442,64	460,28	1534,07
3	Papkou Andrei	BLR 	Ope M	631,15	128,42	560,75	1320,32
4	Malinovskiy Evgeniy	RUS 	Ope M	434,43	229,45	415,89	1079,77