















Open Men Jump Results

Homologation: Ranking List

	Name	Country	Categ.	Prelims	Semi Final	Final	Overall
1	Krueger Freddy	USA 	Ope M	67.3m (221ft)	68.8m (226ft)	72.3m (237ft)	1200.51
2	Dodd Ryan	CAN 	Ope M	68.2m (224ft)	70.8m (232ft)	69.7m (229ft)	1162.44
3	Worden Zack	USA 	Ope M	64.4m (211ft)	62.7m (206ft)	67.5m (221ft)	1078.68
4	Miranda Rodrigo	CHI 	Ope M	59.7m (196ft)	60.9m (200ft)	64.6m (212ft)	1005.08
5	Miranda Felipe	CHI 	Ope M	62.3m (204ft)	64.3m (211ft)	64.4m (211ft)	1000.00
6	Schipner Bojan	GER 	Ope M	65.7m (216ft)	65.3m (214ft)	64.3m (211ft)	1032.99
7	Sedlmajer Adam	CZE 	Ope M	54.9m (180ft)	62.4m (205ft)	63.5m (208ft)	977.16
8	Garcia Taylor	USA 	Ope M	64.1m (210ft)	62.3m (204ft)	62.2m (204ft)	992.39
9	Jeong Ji-Min	KOR 	Ope M	53.4m (175ft)	56.8m (186ft)		807.11
10	Ritter Emile	CHI 	Ope M	57.3m (188ft)	55.9m (183ft)		819.80
11	Schaffer Dylan	USA 	Ope M	52.9m (174ft)	55.0m (180ft)		761.42
12	Nelson Cranfield Trent	AUS 	Ope M	54.2m (178ft)	54.2m (178ft)		741.12
13	Wallent Joshua	AUS 	Ope M	52.7m (173ft)			703.05
14	Mckinnon Ethan	AUS 	Ope M	48.6m (159ft)			598.98

Chief Judge
Smith Jeffrey DHomologator
Talamo NigelScorer
Garcia Dana