




































Open Men Slalom Results

Homologation: Ranking List

	Name	Country	Categ.	Prelims	Semi Final	Final	Overall
1	Degasperi Thomas	ITA 	Ope M	1.00/58/10.25	1.00/58/10.25	3.00/58/10.25	1106.80
2	Smith Nate	USA 	Ope M	3.00/58/10.25	3.00/58/10.25	1.50/58/10.25	1106.80
3	Stadlbaur Benjamin	SUI 	Ope M	1.50/58/10.75	3.50/58/10.75	1.50/58/10.25	1077.67
4	Asher William	GBR 	Ope M	0.00/58/10.25	3.00/58/10.25	1.00/58/10.25	1106.80
5	Winter Frederick	GBR 	Ope M	1.00/58/10.25	3.00/58/10.25	5.50/58/10.75	1106.80
6	Neveu Stephen	CAN 	Ope M	2.50/58/10.75	1.00/58/10.25	5.00/58/10.75	1067.96
7	Howley Joel	AUS 	Ope M	2.00/58/10.75	3.25/58/10.75	4.50/58/10.75	1019.42
8	Mcclintock Jason	CAN 	Ope M	3.00/58/10.75	3.50/58/10.75	2.50/58/11.25	1000.00
9	Travers Jonathan	USA 	Ope M	4.00/58/10.75	3.00/58/10.75		1009.71
10	Miranda Felipe	CHI 	Ope M	5.00/58/11.25	3.00/58/10.75		990.29
11	Brantley Tom	USA 	Ope M	4.00/58/11.25	3.00/58/10.75		990.29
12	Diehl Hayden	NZL 	Ope M	4.00/58/11.25	1.50/58/10.75		961.17
13	Sedlmajer Adam	CZE 	Ope M	3.50/58/10.75	1.00/58/10.75		1000.00
14	Allais Carlo	ITA 	Ope M	3.50/58/11.25	5.50/58/11.25		922.33
15	Adams Nicholas	AUS 	Ope M	2.00/58/10.75	0.50/58/11.25		970.87
16	Parsons Nick	USA 	Ope M	3.50/58/11.25			883.50
17	Garcia Taylor	USA 	Ope M	1.50/58/11.25			844.66
18	Christie Jack	AUS 	Ope M	1.00/58/11.25			834.95
19	Abel Austin	USA 	Ope M	0.50/58/11.25			825.24
20	Loft Thomas	DEN 	Ope M	5.00/58/12.00			796.12
21	Ryan Thomas	AUS 	Ope M	4.50/58/12.00			786.41
22	Canepa Ryan	USA 	Ope M	3.50/58/12.00			766.99
23	Diehl Morgan	NZL 	Ope M	3.00/58/12.00			757.28
23	Sedgley Adam	AUS 	Ope M	3.00/58/12.00			757.28
25	Nelson Cranfield Trent	AUS 	Ope M	2.50/58/12.00			747.57
25	Schaffer Dylan	USA 	Ope M	2.50/58/12.00			747.57
27	Crisp Patrick	AUS 	Ope M	2.00/58/12.00			737.86
28	Burgess Jarrah	AUS 	Ope M	1.50/58/12.00			728.16
28	Debarbieri Angelo	CHI 	Ope M	1.50/58/12.00			728.16
28	Jeude Craig	AUS 	Ope M	1.50/58/12.00			728.16
28	Stegmann Nicholas	RSA 	Ope M	1.50/58/12.00			728.16
32	Font Diego	MEX 	Ope M	0.50/58/12.00			708.74
33	Barber Mitchell	AUS 	Ope M	4.50/58/13.00			669.90
34	Banks Robert	AUS 	Ope M	4.00/58/13.00			660.19
35	Wayne Henley	NZL 	Ope M	2.00/58/14.25			38.83

Chief Judge
Smith Jeffrey DHomologator
Talamo NigelScorer
Garcia Dana