

Over 65 Ladies Slalom Results

Homologation: Ranking List

	Name	Country	Categ.	Preliminary Round	Final Round	Overall
1	Hueller Gabriele	GER	65+ F	2.00/49/14.25	2.50/49	1000.00

Over 65 Men Slalom Results

Homologation: Ranking List

	Name	Country	Categ.	Preliminary Round	Final Round	Overall
1	Lammi Jouko	FIN	65+ M	2.00/52/12.00	2.00/52/12.00	1000.00
2	Frangistas Nikolaos	GRE	65+ M	2.00/52/12.00	5.00/52/13.00	1000.00
3	Sprenger Ernst	SUI	65+ M	3.00/52/12.00	4.50/52/13.00	1022.73
4	Lindén Bosse	SWE	65+ M	1.50/52/12.00	4.50/52/13.00	988.64
5	Begovich Heinz	AUT	65+ M	2.00/52/13.00	2.00/52/13.00	863.64
6	Metcalf Jim	GBR	65+ M	5.00/52/14.25	3.50/52/14.25	795.45
7	Fernandes Fernando	POR	65+ M	1.50/52/12.00	2.00/52/14.25	988.64
8	Lilleberg Audun	NOR	65+ M	1.00/52/13.00	5.00/52	840.91
9	Fox Jean Pierre	FRA	65+ M	5.00/52/14.25	2.00/52	795.45
10	Cohen Jonathan	GBR	65+ M	4.00/52/12.00	1.50/52	1045.45
11	Jönsson Jan	SWE	65+ M	4.50/52/14.25		784.09
12	Johnsen Lasse	NOR	65+ M	2.00/52/14.25		727.27
13	Burger Norbert	GER	65+ M	0.00/52/14.25		681.82
14	Jirak Bernd	AUT	65+ M	5.00/43		113.64
14	Magnin Jean-Paul	SUI	65+ M	5.00/43		113.64
14	Pedersen Ib Trier	DEN	65+ M	5.00/43		113.64
17	Hueller Heiko	GER	65+ M	4.00/43		90.91

Over 55 Ladies Slalom Results

Homologation: Ranking List

	Name	Country	Categ.	Preliminary Round	Final Round	Overall
1	Varming Susanne	NOR	55+ F	2.00/52/13.00	1.00/52/13.00	1187.50
2	Bopple-Filbig Petra	GER	55+ F	2.50/52/16.00	2.00/52/14.25	1000.00
3	Johnson Jan	RSA	55+ F	0.50/52/13.00	2.50/49	1140.62

Over 55 Men Slalom EA Skiers only Results

Homologation: Ranking List

	Name	Country	Categ.	Preliminary Round	Final Round	Overall
1	Kordt Agnar	NOR	55+ M	5.00/55/12.00	2.00/55/11.25	1428.57
2	Kyprios Sotiris	GRE	55+ M	3.00/55/11.25	5.00/55/12.00	1457.14
3	Gruber Klaus	AUT	55+ M	3.00/55/12.00	3.00/55/12.00	1285.71
4	Svensson Peter	*SWE	55+ M	4.00/55/12.00	2.00/55/12.00	1314.29
5	Bonte Gunnar	*SWE	55+ M	1.50/55/12.00	0.50/55/12.00	1242.86
6	Guyamier Patrick	FRA	55+ M	2.50/55/12.00	5.00/55/13.00	1271.43
7	Abrahamsen Gert	DEN	55+ M	3.50/55/13.00	3.25/55/13.00	1128.57
8	Engel Rupert	AUT	55+ M	2.50/55/13.00	3.00/55/13.00	1114.29
9	Bergström Thommy	*SWE	55+ M	2.50/55/12.00	2.50/55/13.00	1271.43
10	Keusseoglou Aleco	MON	55+ M	2.00/55/12.00	2.50/55/13.00	1257.14
11	Georgeon Stephane	*FRA	55+ M	2.00/55/13.00	2.00/55/13.00	1085.71
12	Engelhardt Volker	AUT	55+ M	2.50/55/13.00	5.00/55/14.25	1100.00
13	Skande Ulf	SWE	55+ M	1.50/55/13.00		1071.43
14	Menzel Hans-Joachim	GER	55+ M	5.00/55/14.25		1000.00
15	Köttl Hermann	*AUT	55+ M	4.00/55/14.25		971.43
16	Wittmann	GBR	55+ M	3.50/55/14.25		957.14
17	Kapfelsberger Rainer	GER	55+ M	2.00/55/14.25		914.29
18	Mathieu Francois	FRA	55+ M	1.50/55/14.25		900.00
19	Beard Mark	GBR	55+ M	4.00/55/18.25		628.57
19	De Jongh Dennis	RSA	55+ M	4.00/55/18.25		628.57
21	Sjöström Bo	SWE	55+ M	5.00/46		142.86
22	Rowlands Rodney	GBR	55+ M	2.00/46		57.14
23	Swoboda Christian	AUT	55+ M	0.50/46		14.29

Over 45 Men Slalom Results

Homologation: Ranking List

	Name	Country	Categ.	Preliminary Round	Final Round	Overall
1	Guralia Genadi	GEO	45+ M	4.50/55/11.25	5.00/55/11.25	1000.00
2	Gabriel Raoul	FRA	45+ M	2.00/55/11.25	4.50/55/11.25	987.80
3	Nemeth Gabor	*HUN	45+ M	4.00/55/11.25	4.00/55/11.25	975.61
4	Cesinski Pierre	SUI	45+ M	4.00/55/11.25	3.00/55/11.25	975.61
5	Schulze Frank	AUT	45+ M	2.00/55/12.00	3.00/55/11.25	951.22
6	Jonsson Magnus	SWE	45+ M	2.25/55/12.00	3.50/55/12.00	817.07
7	Kavmark Jonas	SWE	45+ M	2.00/55/12.00	3.50/55/12.00	817.07
8	Laakso Antti	FIN	45+ M	2.00/55/12.00	3.00/55/12.00	804.88
9	Lang Michael	*GER	45+ M	5.00/55/13.00	3.00/55/12.00	804.88
10	Soer Gerard J.Paul	MON	45+ M	4.50/55/13.00	4.00/55/13.00	695.12
11	Alexander Robbie	RSA	45+ M	4.00/55/11.25	2.50/55/13.00	975.61
12	Stephenson Jeremy	GBR	45+ M	5.00/55/13.00	1.50/55/16.00	707.32
13	Mistryukov Alexander	RUS	45+ M	3.50/55/13.00		670.73
13	Scherer Philipp	*GER	45+ M	3.50/55/13.00		670.73
15	Broemel Mike	*GER	45+ M	3.00/55/13.00		658.54
15	Saintviteux Yves	BEL	45+ M	3.00/55/13.00		658.54
17	Siegel Ralph	*GER	45+ M	2.50/55/13.00		646.34
18	Smart Brett	*RSA	45+ M	2.25/55/13.00		640.24
19	Ducrot Nicolas	FRA	45+ M	2.00/55/13.00		634.15
20	Schmidt Jesper	DEN	45+ M	1.50/55/13.00		621.95
21	Krähe Dieter	*GER	45+ M	2.00/55/16.00		341.46
22	Wooldridge Simon	*GBR	45+ M	2.50/55/18.25		207.32
23	Dokoupil Tom	NED	45+ M	5.50/52		134.15

Over 45 Ladies Slalom Results

Homologation: Ranking List

	Name	Country	Categ.	Preliminary Round	Final Round	Overall
1	Elgesem Vang Lise	NOR	45+ F	2.00/55/13.00	3.50/55/13.00	1000.00
2	Gubarenko Olga	RUS	45+ F	1.50/55/13.00	2.50/55/13.00	970.15
3	Langrock Claudia	GER	45+ F	2.00/55/14.25	4.00/55/14.25	835.82
4	Conti Marianna	GRE	45+ F	2.00/55/14.25	3.00/55/14.25	805.97
5	Baumeier Gitte	GER	45+ F	4.00/55/14.25	2.50/55/18.25	835.82
6	Maier Olivia	AUT	45+ F	3.00/55/16.00		626.87
7	Lahti Bonté Ann	SWE	45+ F	5.00/55/18.25		507.46
8	Geissler Claudia	*GER	45+ F	5.50/49		164.18
9	Stephenson Beverley	GBR	45+ F	4.00/49		119.40

Over 35 Ladies Slalom Results

Homologation: Ranking List

	Name	Country	Categ.	Preliminary Round	Final Round	Overall
1	Tribble Florence	FRA	35+ F	2.00/55/12.00	3.00/55/12.00	1000.00
2	Lammi Laura	FIN	35+ F	2.00/55/12.00	2.00/55/12.00	969.70

Over 35 Men Slalom Results

Homologation: Ranking List

	Name	Country	Categ.	Preliminary Round	Final Round	Overall
1	Larsson Nicklas	SWE	35+ M	4.50/55/12.00	4.00/55/11.25 (Tiebreak: 2.00/55/11.25)	1030.30
2	King Alexander	SWE	35+ M	0.50/55/11.25	4.00/55/11.25 (Tiebreak: 2.00/55/11.25)	1030.30
3	Vesely Petr	CZE	35+ M	2.00/55/11.25	2.00/55/11.25	969.70
4	Tengius Henrik	SWE	35+ M	1.50/55/11.25	2.00/55/11.25	969.70
5	Ballús Roca Jordi	ESP	35+ M	3.00/55/12.00 (Tiebreak: 2.00/55/11.25)	2.00/55/11.25	969.70
6	Graux Basile	BEL	35+ M	3.00/55/11.25	1.50/55/11.25	1000.00
7	Fortamps Olivier	BEL	35+ M	3.00/55/12.00 (Tiebreak: 3.00/55/12.00)		818.18

	Name	Country	Categ.	Preliminary Round	Final Round	Overall
7	Fau Baptiste	FRA	35+ M	3.00/55/12.00 (Tiebreak: 5.50/55/13.00)		818.18
7	Von Schorlemer Stephan	GER	35+ M	3.00/55/12.00 (Tiebreak: 1.50/55/13.00)		818.18
10	Bjornoe Ole-Johan	NOR	35+ M	2.00/55/12.00		787.88
11	Danihelka Jan	CZE	35+ M	4.00/55/13.00		666.67
12	Marois Sebastien	FRA	35+ M	3.00/55/13.00		636.36

Over 45 Ladies Tricks Results

Homologation: Ranking List

	Name	Country	Categ.	Preliminary Round	Final Round	Overall
1	Baumeier Gitte	GER	45+ F	3750	3050	1000.00
2	Langrock Claudia	GER	45+ F	2810	3010	802.67
3	Elgesem Vang Lise	NOR	45+ F	2730	2840	757.33
4	Lahti Bonté Ann	SWE	45+ F	1330	570	354.67
5	Maier Olivia	AUT	45+ F	480	500	133.33

Over 45 Men Tricks Results

Homologation: Ranking List

	Name	Country	Categ.	Preliminary Round	Final Round	Overall
1	Laakso Antti	FIN	45+ M	4370	5060	978.72
2	Gabriel Raoul	FRA	45+ M	4600	4860	940.04
3	Saintviteux Yves	BEL	45+ M	4600	4600	889.75
4	Kavmark Jonas	SWE	45+ M	4110	2990	794.97
5	Dokoupil Tom	NED	45+ M	2540	2540	491.30
6	Guralia Genadi	GEO	45+ M	5170	2330	1000.00
7	Smart Brett	*RSA	45+ M	1180	1950	377.18
8	Broemel Mike	*GER	45+ M	2520	1670	487.43
9	Schmidt Jesper	DEN	45+ M	1050		203.09
10	Wooldridge Simon	*GBR	45+ M	880		170.21
11	Schulze Frank	AUT	45+ M	850		164.41
12	Jonsson Magnus	SWE	45+ M	730		141.20
13	Scherer Philipp	*GER	45+ M	520		100.58

Over 65 Ladies Tricks Results

Homologation: Ranking List

	Name	Country	Categ.	Preliminary Round	Final Round	Overall
1	Hueller Gabriele	GER	65+ F	2120	2210	1000.00

Over 55 Ladies Tricks Results

Homologation: Ranking List

	Name	Country	Categ.	Preliminary Round	Final Round	Overall
1	Bopple-Filbig Petra	GER	55+ F	2730	2350	1000.00

Over 65 Men Tricks Results

Homologation: Ranking List

	Name	Country	Categ.	Preliminary Round	Final Round	Overall
1	Arp Hansen Lars	DEN	65+ M	1420	1840	1179.49
2	Lammi Jouko	FIN	65+ M	1560	1460	1000.00
3	Fernandes Fernando	POR	65+ M	1320	1370	878.21
4	Pedersen Ib Trier	DEN	65+ M	1070	1160	743.59
5	Burger Norbert	GER	65+ M	1040	770	666.67
6	Hueller Jouko	SWE	65+ M	1440	490	923.08
7	Johnsen Lasse	NOR	65+ M	860		551.28
8	Metcalf Jim	GBR	65+ M	660		423.08
9	Fox Jean Pierre	FRA	65+ M	600		384.62
9	Jönsson Jan	SWE	65+ M	600		384.62
11	Lilleberg Audun	NOR	65+ M	320		205.13

Over 55 Men Tricks Results

Homologation: Ranking List

	Name	Country	Categ.	Preliminary Round	Final Round	Overall
1	Brådhe Odd	SWE	55+ M	2950	3930	1572.00
2	Mathieu Francois	FRA	55+ M	1810	2500	1000.00
3	De Jongh Dennis	RSA	55+ M	2500	2440	1000.00
4	Sjöström Bo	SWE	55+ M	2400	2300	960.00
5	Kapfelsberger Rainer	GER	55+ M	1900	2060	824.00
6	Menzel Hans-Joachim	GER	55+ M	2230	1340	892.00
7	Beard Mark	GBR	55+ M	1370		548.00
8	Skande Ulf	SWE	55+ M	1020		408.00
9	Swoboda Christian	AUT	55+ M	860		344.00
10	Rowlands Rodney	GBR	55+ M	660		264.00
11	Lukic Dusko	GBR	55+ M	180		72.00

Over 35 Ladies Tricks Results

Homologation: Ranking List

	Name	Country	Categ.	Preliminary Round	Final Round	Overall
1	Lammi Laura	FIN	35+ F	4890	5100	1000.00
2	Trible Florence	FRA	35+ F	4010	4380	858.82

Over 35 Men Tricks Results

Homologation: Ranking List

	Name	Country	Categ.	Preliminary Round	Final Round	Overall
1	Fortamps Olivier	BEL	35+ M	9450	9730	1000.00
2	Graux Basile	BEL	35+ M	7170	7210	741.01
3	Kousathanas Thimios	GRE	35+ M	4700	5950	611.51
4	Gerencsery Ladislav	CZE	35+ M	5320	5840	600.21
5	Fau Baptiste	FRA	35+ M	4700	4830	496.40
6	Danihelka Jan	CZE	35+ M	3110		319.63
7	King Alexander	GER	35+ M	2640		271.33
8	Marois Sebastien	FRA	35+ M	2190		225.08
9	Bjornoe Ole-Johan	NOR	35+ M	1540		158.27
10	Von Schorlemer Stephan	GER	35+ M	1320		135.66

Over 65 Ladies Jump Results

Homologation: Ranking List

	Name	Country	Categ.	Preliminary Round	Final Round	Overall
1	Hueller Gabriele	GER	65+ F	17.1m	17.8m	1000.00

Over 65 Men Jump Results

Homologation: Ranking List

	Name	Country	Categ.	Preliminary Round	Final Round	Overall
1	Johnsen Lasse	NOR	65+ M	28.3m	28.9m	994.74
2	Lilleberg Audun	NOR	65+ M	29.0m	27.6m	1000.00
3	Jönsson Jan	SWE	65+ M	26.8m	26.8m	884.21
4	Hueller Heiko	GER	65+ M	25.4m	26.0m	842.11
5	Lammi Jouko	FIN	65+ M	17.8m		410.53

Over 55 Ladies Jump Results

Homologation: Ranking List

	Name	Country	Categ.	Preliminary Round	Final Round	Overall
1	Bopple-Filbig Petra	GER	55+ F	15.8m	16.4m	1000.00

Over 55 Men Jump Results





Homologation: Ranking List

	Name	Country	Categ.	Preliminary Round	Final Round	Overall
1	Beard Mark	GBR	55+ M	34.5m	31.6m	1000.00







SWH
Stadtwerke
Halle



	Name	Country	Categ.	Preliminary Round	Final Round	Overall
2	Swoboda Christian	AUT 	55+ M	29.6m	30.0m	816.33
3	Mathieu Francois	FRA 	55+ M	26.9m	28.6m	759.18
4	Menzel Hans-Joachim	GER 	55+ M	27.6m	26.3m	718.37
5	Rowlands Rodney	GBR 	55+ M	14.5m	13.7m	183.67












Over 45 Ladies Jump Results

Homologation: Ranking List

	Name	Country	Categ.	Preliminary Round	Final Round	Overall
1	Elgesem Vang Lise	NOR 	45+ F	30.9m	32.3m	1000.00
2	Baumeier Gitte	GER 	45+ F	23.0m	23.5m	652.17
3	Langrock Claudia	GER 	45+ F	19.4m	20.5m	533.60
4	Maier Olivia	AUT 	45+ F	15.1m	16.1m	359.68



Over 45 Men Jump Results

Homologation: Ranking List

	Name	Country	Categ.	Preliminary Round	Final Round	Overall
1	Guralia Genadi	GEO 	45+ M	38.6m	44.8m	1000.00
2	Gabriel Raoul	FRA 	45+ M	41.2m	43.3m	956.90
3	Laakso Antti	FIN 	45+ M	41.8m	42.6m	936.78
4	Schulze Frank	AUT 	45+ M	38.1m	39.8m	856.32
5	Kavmark Jonas	SWE 	45+ M	40.0m	38.7m	862.07
6	Jonsson Magnus	SWE 	45+ M	37.2m	38.0m	804.60
7	Saintviteux Yves	BEL 	45+ M	27.5m		502.87
8	Broemel Mike	*GER 	45+ M	22.8m		367.82
9	Scherer Philipp	*GER 	45+ M	22.6m		362.07
10	Schmidt Jesper	DEN 	45+ M	20.4m		298.85
11	Wooldridge Simon	*GBR 	45+ M	13.8m		109.20







Over 35 Ladies Jump Results

Homologation: Ranking List


	Name	Country	Categ.	Preliminary Round	Final Round	Overall
1	Trible Florence	FRA 	35+ F	35.1m	34.8m	1000.00
2	Lammi Laura	FIN 	35+ F	30.0m	30.6m	839.86

Over 35 Men Jump Results

Homologation: Ranking List






	Name	Country	Categ.	Preliminary Round	Final Round	Overall
1	Fau Baptiste	FRA 	35+ M	46.4m	47.6m	1000.00
2	Fortamps Olivier	BEL 	35+ M	44.6m	47.5m	997.34
3	Bjornoe Ole-Johan	NOR 	35+ M	43.7m	47.0m	984.04
4	Danihelka Jan	CZE 	35+ M	37.8m	41.6m	840.43
5	Von Schorlemer Stephan	GER 	35+ M	39.6m	40.9m	821.81
6	Graux Basile	BEL 	35+ M	32.6m		601.06

Over 65 Ladies Overall Results

	Name	Country	Categ.	Slalom	Tricks	Jump	Overall
1	Hueller Gabriele	GER 	65+ F	1000.00	1000.00	1000.00	3000.00

SWH
Over 65 Men Overall Results
Stadtwerke
Halle



	Name	Country	Categ.	Slalom	Tricks	Jump	Overall
1	Lammi Jouko	FIN 	65+ M	1000.00	1000.00	410.53	2410.53
2	Johnsen Lasse	NOR 	65+ M	727.27	551.28	994.74	2273.29
3	Jönsson Jan	SWE 	65+ M	784.09	384.62	884.21	2052.92
4	Lilleberg Audun	NOR 	65+ M	840.91	205.13	1000.00	2046.04
5	Hueller Heiko	GER 	65+ M	90.91	923.08	842.11	1856.10



Over 55 Ladies Overall Results

	Name	Country	Categ.	Slalom	Tricks	Jump	Overall
1	Bopple-Filbig Petra	GER	55+ F	1000.00	1000.00	1000.00	3000.00

Over 55 Men Overall Results

	Name	Country	Categ.	Slalom	Tricks	Jump	Overall
1	Mathieu Francois	FRA	55+ M	900.00	1000.00	759.18	2659.18
2	Menzel Hans-Joachim	GER	55+ M	1000.00	892.00	718.37	2610.37
3	Beard Mark	GBR	55+ M	628.57	548.00	1000.00	2176.57
4	Swoboda Christian	AUT	55+ M	14.29	344.00	816.33	1174.62
5	Rowlands Rodney	GBR	55+ M	57.14	264.00	183.67	504.81

Over 45 Ladies Overall Results

	Name	Country	Categ.	Slalom	Tricks	Jump	Overall
1	Elgesem Vang Lise	NOR	45+ F	1000.00	757.33	1000.00	2757.33
2	Baumeier Gitte	GER	45+ F	835.82	1000.00	652.17	2487.99
3	Langrock Claudia	GER	45+ F	835.82	802.67	533.60	2172.09
4	Maier Olivia	AUT	45+ F	626.87	133.33	359.68	1119.88

Over 45 Men Overall Results

	Name	Country	Categ.	Slalom	Tricks	Jump	Overall
1	Guralia Genadi	GEO	45+ M	1000.00	1000.00	1000.00	3000.00
2	Gabriel Raoul	FRA	45+ M	987.80	940.04	956.90	2884.74
3	Laakso Antti	FIN	45+ M	804.88	978.72	936.78	2720.38
4	Kavmark Jonas	SWE	45+ M	817.07	794.97	862.07	2474.11
5	Saintviteux Yves	BEL	45+ M	658.54	889.75	502.87	2051.16
6	Schulze Frank	AUT	45+ M	951.22	164.41	856.32	1971.95
7	Jonsson Magnus	SWE	45+ M	817.07	141.20	804.60	1762.87
8	Broemel Mike	*GER	45+ M	658.54	487.43	367.82	1513.79
9	Scherer Philipp	*GER	45+ M	670.73	100.58	362.07	1133.38
10	Schmidt Jesper	DEN	45+ M	621.95	203.09	298.85	1123.89
11	Wooldridge Simon	*GBR	45+ M	207.32	170.21	109.20	486.73

Over 35 Ladies Overall Results

	Name	Country	Categ.	Slalom	Tricks	Jump	Overall
1	Tribble Florence	FRA	35+ F	1000.00	858.82	1000.00	2858.82
2	Lammi Laura	FIN	35+ F	969.70	1000.00	839.86	2809.56

Over 35 Men Overall Results

	Name	Country	Categ.	Slalom	Tricks	Jump	Overall
1	Fortamps Olivier	BEL	35+ M	818.18	1000.00	997.34	2815.52
2	Graux Basile	BEL	35+ M	1000.00	741.01	601.06	2342.07
3	Fau Baptiste	FRA	35+ M	818.18	496.40	1000.00	2314.58
4	Bjornoe Ole-Johan		35+ M	787.88	158.27	984.04	1930.19
5	Danihelka Jan	CZE	35+ M	666.67	319.63	840.43	1826.73
6	Werner Stephan		35+ M	818.18	135.66	821.81	1775.65



2018 IWWF Europe & Africa
35+ Waterski Championships

23/08/2018 - 26/08/2018
Hufeisensee Halle/Saale

17:00
26/08/2018

