











Overall Under 17 Team Team results

Country	Name	Slalom	Tricks	Jump	Overall
1  France		2763.69	2489.20	2932.08	8184.97
	(41) Anquenot Ines*	*894.12	*780.45	*1000.00	
	(42) Sonier Perrine*	752.94	671.47	*932.08	
	(38) Duplan-Fribourg Pol*	*869.57	*998.75	*1000.00	
	(44) Rousselot Nicolas*	*1000.00	*710.00	669.67	
2  Belarus		2720.21	2817.50	2479.75	8017.46
	(52) Parkhomenka Alena*	*894.12	*1000.00	*932.08	
	(18) Trubskaya Valeryia*	*1000.00	758.01	*784.91	
	(83) Melnik Stsiapan*	*826.09	*831.25	711.71	
	(12) Lapkouski Kiryl*	663.04	*986.25	*762.76	
3  Ukraine		2472.00	2785.77	2117.73	7375.50
	(53) Filaretov Damir*	*717.39	*805.00	*417.42	
	(68) Prosvetova Stanislava*	*917.65	*980.77	*973.58	
	(69) Samoilov Alexander*	*836.96	*1000.00	*726.73	
	(46) Ryabinchuk Ilya		631.25		
4  Austria		2333.88	1153.84	1528.31	5016.03
	(35) Attensam Marie*	*776.47			
	(37) Ahammer Elena*	600.00	*477.56	*879.25	
	(39) Schmidberger Theresa*	*611.76	*676.28	*649.06	
	(76) Engelhardt Moritz*	*945.65			
5  Sweden		1847.83	942.50	2174.18	4964.51
	(36) Tornquist Tim*	*989.13	*293.75	*825.83	
	(65) Westlund Charlie*	*847.83	*361.25	*708.71	
	(39) Waldefeldt Karl*	*10.87	*287.50	*639.64	
6  Great Britain		2232.99	959.62	1616.93	4809.54
	(10) Robinson Marcus*	*695.65	*257.50	*537.54	
	(45) Scutt Emma*	482.35	*384.62	*535.85	
	(58) Yorke-Davies Saba*	*776.47	253.21	188.68	
	(46) Scutt Oli*	*760.87	*317.50	*543.54	
7  Italy		2416.89	727.56	952.50	4096.95
	(33) Barone Federica*	*764.71			
	(54) Sacco Arianna*	752.94	*727.56	*532.08	
	(53) Trani Gabriele*	*815.22			
	(61) Fiammenghi Carlo*	*836.96		*420.42	
8  Switzerland		2256.90	1131.41	581.13	3969.44
	(47) Burge Mara*	623.53	*674.68		
	(32) Paturel Lena*	*729.41			
	(70) Wolfisberg Kirsj*	*647.06	*456.73	*581.13	
	(63) Frei Mike*	*880.43			
9  Greece		2614.45	1316.76		3931.21
	(66) Nathanail Pavlos*	*967.39			
	(76) Pontifx Athina*	*917.65	*482.37		
	(77) Vlachakou Kiriaki-Eleni*	*729.41	*650.64		
	(16) Serpieris Filippos*	576.09	*183.75		
10  Czech Rep.		1432.86	841.09	1394.18	3668.13
	(68) Kalina Ondrej*	*315.22	*347.50	*816.82	
	(79) Starkova Isabela*	*635.29	*299.68	*347.17	
	(81) Hanusova Adela*	*482.35	*193.91	*230.19	
11  Germany		1336.96	857.02	1456.54	3650.52
	(57) Leonhardt Lilian*	*388.24	*301.28	*596.23	
	(26) Brummel Lara*	*611.76	*304.49	*418.87	
	(11) Wohlfahrt Moritz*	*336.96	*251.25	*441.44	
12  Slovakia		800.00	498.40	833.96	2132.36
	(55) Oravcova Zuzana*	*800.00	*498.40	*833.96	

Country	Name	Slalom	Tricks	Jump	Overall
13  Belgium		858.82	883.01		1741.83
(55)	Beckers Ibe*	*858.82	*883.01		
14  Cyprus		1640.66			1640.66
(59)	Panteli Sotiroulla*	*705.88			
(83)	Papaconstantinou Georgios*	*934.78			
15  Russia		663.04	418.75		1081.79
(84)	Zhirkov Ivan*	*663.04	*418.75		
16  Spain		597.83	482.50		1080.33
(40)	Teixidor Tono*	*597.83	*482.50		
17  South Africa		1074.17			1074.17
(50)	Stegmann Nicholas*	*956.52			
(82)	Azor Chloe*	*117.65			
18  Netherlands		680.56	297.50		978.06
(14)	Korsten Matthijs*	*21.74	*297.50		
(17)	Julsing Klaske*	*658.82			
19  Monaco		836.96			836.96
(80)	Keusseoglou Alexis*	*826.09			
(51)	Marsan Alexandre*	*10.87			
20  Latvia		800.00			800.00
(65)	Runge Megija*	*800.00			

Chief Judge
Kunert Elena

Homologator
Talamo Nigel

Scorer
Simonov Sergey