





Overall Team classification Team results

Country	Name	Categ.	Slalom	Tricks	Jump	Overall
1  Sweden			2722.18	1397.17	3250.97	7370.32
	(28) Björlin Ella*	-14 F	*960.32	*312.50	655.63	
	(31) Westlund Elliot*	-14 M	794.12	175.86	*1248.80	
	(41) Westlund Charlie*	-17 M	*890.24	*346.41	*1145.39	
	(48) Nordenhed Jacob*	-21 M	819.28	105.32	*856.78	
	(49) Johansson Noa	-21 M	819.28			
	(50) Grekula Johanna*	-17 F	*871.62	*738.26	680.38	
2  Denmark			2349.41	1411.87	1982.81	5744.09
	(29) Jacobsen Maise Meldgaard*	-14 F	301.59	176.34	*437.09	
	(32) Jorgensen Sander Elling*	-14 M	661.76		*368.42	
	(35) Høgh Sorensen Astrid*	-17 F	*864.86			
	(36) Iuel Thalia	-17 F	608.11			
	(37) Abrahamsen Line Molter	-17 F	594.59	107.38		
	(42) Jessen Philip Meldgaard*	-17 M	*737.80	*357.24	*1177.30	
	(46) Høgh Sorensen Helene*	-21 F	*746.75			
	(51) Nielsen Tue Ernst*	-21 M		*796.01		
	(52) Damm Jorgensen Andreas	-21 M	692.77			
	(33) Schmidt Bertel Berggren*	-14 M	411.76	*258.62	334.93	
3  Norway			2149.56	460.86	1517.30	4127.72
	(30) Stalheim Kaja	-14 F			357.62	
	(34) Knapkøien Trym*	-14 M	500.00		*464.11	
	(38) Elgesem Vang Eline*	-17 F	*743.24	*172.26	424.05	
	(39) Sandberg Noline*	-17 F	*679.05			
	(40) Knapkøien Tuva Larsdotter	-17 F			202.53	
	(43) Skau Nicolai	-17 M	408.54	46.01	365.25	
	(44) Stalheim Sondre*	-17 M	615.85	*167.79	*517.73	
	(45) Wigdel Petter*	-17 M	493.90	36.54	*535.46	
	(47) Eriksen Pernille Amalie Rise*	-21 F	*727.27	*120.81	284.81	
	(53) Stalheim Marius V.	-21 M	451.81			
	(54) Vikør Vemund	-21 M	493.98			
	(55) Svabøe Alexander	-21 M	469.88			
4  Finland			2228.13	791.58	401.90	3421.61
	(11) Lindholm Tiia*	-21 F	428.57	*120.81		
	(12) Hellman Ellen*	-21 F	*655.84	107.38		
	(13) Anttila Veli-Matti*	-21 M	*753.01	*541.02		
	(14) Rönkkö Miikka*	-21 M	*819.28			
	(9) Virta Sanni*	-17 F	543.92	*129.75	*401.90	

Chief Judge
Andersson GoranHomologator
Holopainen TommiScorer
Rintanen Hannu