




Under 12 Girls Slalom Results

	Name	Country	Categ.	Round 1	Round 2	Round 3
1	Halford, Danielle	GBR 	-12 F	4.00/52	2.00/52	3.00/52


Under 14 Girls Slalom Results

	Name	Country	Categ.	Round 1	Round 2	Round 3
1	Atherton, Emily	GBR 	-14 F	5.50/52/14.25	5.00/52/14.25	1.00/52/14.25


Under 17 Girls Slalom Results

	Name	Country	Categ.	Round 1	Round 2	Round 3
1	Thornton, Christina	GBR 	-17 F	3.00/46	2.50/43	


Under 17 Boys Slalom Results

	Name	Country	Categ.	Round 1	Round 2	Round 3
1	Irving, Bradley	GBR 	-17 M	3.00/58/14.25	1.00/58/13.00	5.00/58/14.25


Under 21 Ladies Slalom Results

	Name	Country	Categ.	Round 1	Round 2	Round 3
1	Hutchison, Georgina	GBR 	-21 F	2.00/55/14.25	1.50/55/14.25	2.50/55/16.00


Under 21 Men Slalom Results

	Name	Country	Categ.	Round 1	Round 2	Round 3
1	Davies, Arron	GBR 	-21 M	3.50/58/11.25	2.50/58/11.25	


Open Men Slalom Results

	Name	Country	Categ.	Round 1	Round 2	Round 3
1	Brassington, Mathew	GBR 	Ope M	4.00/58/14.25	5.00/58/14.25	3.50/58/14.25







Over 35 Ladies Slalom Results

	Name	Country	Categ.	Round 1	Round 2	Round 3
1	Crowley, Jenny	GBR 	35+ F	4.00/52	3.00/55/18.25	5.00/55/18.25
2	Beresford, Catherine	GBR 	35+ F			2.00/37








Over 35 Men Slalom Results

	Name	Country	Categ.	Round 1	Round 2	Round 3
1	Jackson, Lee	GBR 	35+ M	3.00/55/11.25	2.00/55/11.25	3.00/55/11.25


Over 45 Men Slalom Results

	Name	Country	Categ.	Round 1	Round 2	Round 3
1	Smith, Steve	GBR 	45+ M	4.00/55/12.00	2.00/55/11.25	5.00/55/12.00
2	Lochhead, Kevin	GBR 	45+ M	5.00/55/12.00	4.00/55/12.00	5.00/55/12.00
3	Singleton, Chris	GBR 	45+ M	1.50/55/12.00		
4	Dickinson, Mark	GBR 	45+ M	2.50/55/14.25	3.00/55/13.00	2.50/55/13.00
5	McBreeze, Chris	GBR 	45+ M	3.00/55/18.25	5.00/55/18.25	0.00/55/18.25
6	Wrennall, Andy	GBR 	45+ M	1.25/55/18.25	5.25/52	2.50/55/18.25



Over 55 Men Slalom Results

	Name	Country	Categ.	Round 1	Round 2	Round 3
1	Wilkinson, Jonathon	GBR 	55+ M	2.00/55/11.25	2.50/55/11.25	1.00/55/11.25
2	Bazley, John	GBR 	55+ M		4.00/55/12.00	
3	Hammersley, Paul	GBR 	55+ M	5.00/55/14.25	4.00/55/14.25	0.50/55/12.00
4	Lillis, Stuart	GBR 	55+ M	4.50/55/13.00	3.00/55/13.00	
5	Jones, Keith	GBR 	55+ M	4.00/55/14.25	1.00/55/13.00	
6	Irving, Stephen	GBR 	55+ M	0.00/55/13.00	5.50/55/14.25	
7	Burrige, Mark	GBR 	55+ M		4.00/40	4.00/55/18.25


Over 65 Ladies Slalom Results

	Name	Country	Categ.	Round 1	Round 2	Round 3
1	Thompson, Juliet	GBR 	65+ F	2.25/40	5.00/34	4.00/34


Over 65 Men Slalom Results

	Name	Country	Categ.	Round 1	Round 2	Round 3
1	Philips, John	GBR 	65+ M	1.00/52/12.00	5.00/52/14.25	
2	Cavana, Campbell	GBR 	65+ M	1.50/52/13.00	2.50/52/14.25	3.50/37


Under 21 Men Jump Results

	Name	Country	Categ.	Round 1	Round 2
1	Davies, Arron	GBR 	-21 M	49.2m (161ft)	



Open Men Jump Results

	Name	Country	Categ.	Round 1	Round 2
1	Critchley, Andrew	GBR 	Ope M	51.5m (169ft)	


Over 45 Men Jump Results

	Name	Country	Categ.	Round 1	Round 2
1	Singleton, Chris	GBR 	45+ M	46.6m (153ft)	

Over 55 Men Jump Results

	Name	Country	Categ.	Round 1	Round 2
1	Hammersley, Paul	GBR 	55+ M	36.5m (120ft)	37.5m (123ft)
2	Bazley, John	GBR 	55+ M	28.9m (95ft)	30.9m (101ft)

Over 65 Men Jump Results

	Name	Country	Categ.	Round 1	Round 2
1	Philips, John	GBR 	65+ M	23.9m (78ft)	0.00m (0ft)