

2018 IWWF WORLD JUNIOR WATERSKI CHAMPIONSHIPS




Girls Slalom Results

Homologation: World record

Bib	Name	Country	Categ.	Preliminary	Final	Overall	Team
1	(32) ROSS Neilly	CAN	-17 F	0,50/55/11.25	4,50/55/11.25		948,98
2	(40) JARAMILLO E. Luisa	COL	-17 F	1,00/55/10.75	3,00/55/11.25	1000,00	1000,00
3	(117) GARCIA Alexandra	*USA	-17 F	5,50/55/12.00	2,00/55/11.25		
4	(26) TRUBSKAYA Valeryia	BLR	-17 F	4,50/55/12.00	1,50/55/11.25	887,76	887,76
5	(115) BALDWIN Kristen	USA	-17 F	2,00/55/11.25	0,00/55/11.25	897,96	897,96
6	(14) SIMMONDS Tayla	AUS	-17 F	5,50/55/12.00	5,00/55/12.00		846,94
7	(8) FERGUSON Sade	AUS	-17 F	4,00/55/11.25	4,50/55/12.00	938,78	938,78
8	(120) HANSEN Kennedy	USA	-17 F	1,00/55/11.25	4,00/55/12.00	877,55	877,55
9	(2) GIORDANO Paloma	ARG	-17 F	4,00/55/12.00	3,50/55/12.00		816,33
9	(24) PARKHOMENKA Alena	BLR	-17 F	3,50/55/12.00	3,50/55/12.00	806,12	806,12
11	(56) ANGUENOT Inès	FRA	-17 F	4,00/55/12.00	3,00/55/12.00	816,33	816,33
12	(9) FERGUSON Molly	*AUS	-17 F	3,50/55/12.00	4,50/55/13.00		
13	(12) NOWLAN Sierra	*AUS	-17 F	3,00/55/12.00			
13	(77) YOONG HANIFAH Aaliyah	MAS	-17 F	3,00/55/12.00		795,92	795,92
15	(39) JARAMILLO E. Isabela	COL	-17 F	2,50/55/12.00		785,71	785,71
16	(58) GENELOT Mathilde	FRA	-17 F	2,25/55/12.00		780,61	780,61
17	(36) GONZALEZ Dominga	CHI	-17 F	2,00/55/12.00			775,51
17	(94) HARRAWAY Meg	NZL	-17 F	2,00/55/12.00		775,51	775,51
17	(5) MOCIULSKY Violeta	ARG	-17 F	2,00/55/12.00		775,51	775,51
20	(112) MAKSIMENKOVA Sofia	UKR	-17 F	1,50/55/12.00		765,31	765,31
20	(70) PAPOUDI Michaela	GRE	-17 F	1,50/55/12.00			765,31
20	(113) PROSVETOVA Stanislava	UKR	-17 F	1,50/55/12.00		765,31	765,31
20	(99) TEJADA CAVERO Andrea.	PER	-17 F	1,50/55/12.00			765,31
24	(73) BARONE Federica	ITA	-17 F	5,00/55/13.00			714,29
24	(104) FÄH Julie	SUI	-17 F	5,00/55/13.00			714,29
24	(75) SACCO Arianna	ITA	-17 F	5,00/55/13.00		714,29	714,29
24	(61) SONIER Perrine	FRA	-17 F	5,00/55/13.00		714,29	714,29
28	(81) ANGULO Ana Jose	MEX	-17 F	4,50/55/13.00			704,08
28	(71) PONTIFIX Athina	GRE	-17 F	4,50/55/13.00			704,08
30	(44) ANASTASI Stella	CYP	-17 F	4,00/55/13.00			693,88
30	(108) ORAVCOVA Zuzana	SVK	-17 F	4,00/55/13.00		693,88	693,88
30	(15) TEAGUE Abbey	AUS	-17 F	4,00/55/13.00		693,88	693,88
30	(68) YORKE-DAVIES Saba	GBR	-17 F	4,00/55/13.00		693,88	693,88
34	(46) LOIZIDOU Florentia	CYP	-17 F	3,00/55/13.00			673,47
34	(106) PATUREL Lena	SUI	-17 F	3,00/55/13.00			673,47
34	(72) VLACHAKOU Kiriaki-Eleni	GRE	-17 F	3,00/55/13.00			673,47
37	(102) BÜRGE Mara	SUI	-17 F	2,00/55/13.00			653,06
37	(27) CHUTE Olivia	CAN	-17 F	2,00/55/13.00			653,06
39	* (51) ESCOLAR NORIEGA FRADES Patricia	ESP	-17 F	1,50/55/13.00			
39	(21) KHUKHRAKOVA Irina	BLR	-17 F	1,50/55/13.00		642,86	642,86
41	(20) BECKERS Ibe	BEL	-17 F	1,00/55/13.00			632,65
41	(88) JULSING Klaske	NED	-17 F	1,00/55/13.00			632,65
43	(16) AHAMMER Elena	AUT	-17 F	0,50/55/13.00		622,45	622,45
43	(37) GONZALEZ Josefa	CHI	-17 F	0,50/55/13.00			622,45
45	(45) CONSTANTINOOU Artemis	CYP	-17 F	4,00/55/14.25			571,43
45	(19) SCHMIDBERGER Theresa	AUT	-17 F	4,00/55/14.25		571,43	571,43
47	(91) VAN BERGEN Eva	NED	-17 F	3,00/55/14.25			551,02
48	(4) GISLER Terhi	ARG	-17 F	2,50/55/14.25		540,82	540,82
49	(49) BARJAU BOADA Sandra	ESP	-17 F	2,00/55/14.25		530,61	530,61
50	(42) VERSWYVEL G. Daniela	COL	-17 F	1,50/55/14.25		520,41	520,41
51	(63) FEARN Georgia	GBR	-17 F	4,00/55/16.00		448,98	448,98
52	(48) BARJAU BOADA Claudia	ESP	-17 F	2,50/55/16.00		418,37	418,37
53	(67) SCUTT Emma	GBR	-17 F	1,00/55/16.00		387,76	387,76

2018 IWWF WORLD JUNIOR WATERSKI CHAMPIONSHIPS

Page 2
05/08/2018

Bib	Name	Country	Categ.	Preliminary	Final	Overall	Team
54	(96) WILLIAMS Courtney	NZL 	-17 F	3,50/55/18.25		316,33	316,33
55	(80) ALHACH Martina	MEX 	-17 F	0,00/55/18.25			244,90
56	(107) WOLFISBERG Kirsi	SUI 	-17 F	1,00/49		20,41	20,41

2018 IWWF WORLD JUNIOR WATERSKI CHAMPIONSHIPS

Boys Slalom Results

Homologation: World record

Bib	Name	Country	Categ.	Preliminary	Final	Overall	Team
1	(41) JARAMILLO E. Federico	COL	-17 M	2,00/58/10.75	2,50/58/10.75	1000,00	1000,00
2	(110) TÖRNQUIST Tim	SWE	-17 M	1,00/58/10.75	2,00/58/10.75		990,10
3	(124) REESE Garrett	*USA	-17 M	3,50/58/11.25	2,00/58/10.75		
4	(60) ROUSSELOT Nicolas	FRA	-17 M	2,00/58/10.75	1,00/58/10.75	990,10	990,10
5	(00) STANGE Griffin	USA	-17 M	3,00/58/11.25	5,00/58/11.25		930,69
5	(62) WITCZAK Thomas	FRA	-17 M	4,00/58/11.25	5,00/58/11.25		930,69
7	(100) STEGMANN Nicholas	RSA	-17 M	2,00/58/10.75	4,25/58/11.25		990,10
8	(3) GIORGIS Tobias	ARG	-17 M	4,50/58/11.25	3,00/58/11.25	920,79	920,79
9	(11) NATHANAIL Pavlos	GRE	-17 M	3,00/58/11.25	1,50/58/11.25		891,09
10	(82) DE URIARTE Rodrigo	MEX	-17 M	3,00/58/11.25	4,50/58/12.00	891,09	891,09
11	(31) MCCORMICK Noah	CAN	-17 M	4,00/58/11.25	3,00/58/12.00	910,89	910,89
12	(83) FONT Patricio	MEX	-17 M	4,00/58/11.25	3,50/58/13.00		910,89
13	(57) DUPLAN-FRIBOURG Pol	FRA	-17 M	2,50/58/11.25		881,19	881,19
14	(47) PAPACONSTANTINOU Georgios	CYP	-17 M	2,00/58/11.25			871,29
14	(6) ZOHAR Patricio	ARG	-17 M	2,00/58/11.25		871,29	871,29
16	(59) MOREL Benjamin	*FRA	-17 M	1,50/58/11.25			
17	(116) BUTTERFIELD Zachary	*USA	-17 M	1,00/58/11.25		851,49	
17	(103) COGNE Tancredi	SUI	-17 M	1,00/58/11.25			851,49
19	(7) CHRISTIE Bailey	AUS	-17 M	0,50/58/11.25		841,58	841,58
19	(17) ENGELHARDT Moritz	AUT	-17 M	0,50/58/11.25			841,58
19	(18) GSCHIEL Alexander	AUT	-17 M	0,50/58/11.25		841,58	841,58
22	(23) MELNIK Stsiapan	BLR	-17 M	5,00/58/12.00		811,88	811,88
23	(30) LUCAS Carter	CAN	-17 M	4,00/58/12.00		792,08	792,08
23	(114) SAMOILOV Alexander	UKR	-17 M	4,00/58/12.00		792,08	792,08
25	(86) KEUSSEOGLOU Alexis	MON	-17 M	3,50/58/12.00			782,18
25	(55) TEIXIDOR JUNIOR Dani	ESP	-17 M	3,50/58/12.00			782,18
27	(121) KELLER Blake	USA	-17 M	3,00/58/12.00		772,28	772,28
28	(74) BISETTI Bryan	ITA	-17 M	2,50/58/12.00		762,38	762,38
28	(109) BLOMQUIST Alexander	SWE	-17 M	2,50/58/12.00			762,38
30	(50) DONATIU VIÑAS Pablo	ESP	-17 M	2,00/58/12.00		752,48	752,48
30	(22) LAPKOUSKI Kiryl	BLR	-17 M	2,00/58/12.00		752,48	752,48
30	(13) SCIACCA Ryan	AUS	-17 M	2,00/58/12.00		752,48	752,48
33	(28) EDWARDS Josh	CAN	-17 M	1,50/58/12.00		742,57	742,57
33	(93) HAMILTON Blake	NZL	-17 M	1,50/58/12.00		742,57	742,57
33	(64) JAYS Danny	GBR	-17 M	1,50/58/12.00		742,57	742,57
33	(90) KORSTEN Matthijs	NED	-17 M	1,50/58/12.00			742,57
33	(52) PREGEL BOLLMAN Alex	ESP	-17 M	1,50/58/12.00		742,57	742,57
33	(43) VERSWYVEL G. Martin	COL	-17 M	1,50/58/12.00		742,57	742,57
39	(92) GIBSON Will	NZL	-17 M	0,50/58/12.00		722,77	722,77
39	(65) ROBINSON Marcus	GBR	-17 M	0,50/58/12.00		722,77	722,77
41	(66) SCUTT Oli	GBR	-17 M	5,00/58/13.00		693,07	693,07
42	(10) KELLY Levi	AUS	-17 M	4,50/58/13.00		683,17	683,17
43	(105) FREI Mike	SUI	-17 M	4,00/58/13.00			673,27
43	(76) TRANI Gabriele	ITA	-17 M	4,00/58/13.00			673,27
45	(54) TEIXIDOR Tono	ESP	-17 M	3,50/58/13.00			663,37
46	(111) FILARETOV Damir	UKR	-17 M	3,00/58/13.00		653,47	653,47
46	(89) JALSING Hugo	NED	-17 M	3,00/58/13.00			653,47
48	(87) MARSAN Alexandre	MON	-17 M	2,25/58/13.00			638,61
49	(118) GAY Ryan	USA	-17 M	2,00/58/13.00			633,66
49	(25) PETRENKO Stefan	BLR	-17 M	2,00/58/13.00		633,66	633,66
51	(85) OTERO Mauricio Jr.	MEX	-17 M	5,00/58/14.25		574,26	574,26
52	(34) CORREA MULLER Francisco	CHI	-17 M	4,00/58/14.25			554,46
52	(35) DEBARBIERI Renato	CHI	-17 M	4,00/58/14.25			554,46

2018 IWWF WORLD JUNIOR WATERSKI CHAMPIONSHIPS

 Page 4
 05/08/2018

Bib	Name	Country	Categ.	Preliminary	Final	Overall	Team
54	(38) LABRA Martin	CHI	-17 M	3,50/58/14.25		544,55	544,55
55	(95) SHIRLEY Zac	NZL	-17 M	3,00/58/14.25		534,65	534,65
56	* (53) PREGEL BOLLMAN Eric	*ESP	-17 M	1,50/58/14.25			
57	(33) ALEMPARTE Miguel	CHI	-17 M	4,50/58/16.00			445,54
58	(78) YOONG HANIFAH Aiden	MAS	-17 M	2,50/58/18.25			287,13
59	(79) YOONG HANIFAH Adam	MAS	-17 M	5,50/52			108,91
60	(29) KRAUS Sean	CAN	-17 M	4,50/52		89,11	89,11

Girls Tricks Results

Homologation: World record

Bib	Name	Country	Categ.	Preliminary	Final	Overall	Team
1	(32) ROSS Neilly	CAN	-17 F	8290	9570		1000,00
2	(120) HANSEN Kennedy	USA	-17 F	7490	7750	1000,00	809,82
3	(42) VERSWYVEL G. Daniela	COL	-17 F	5340	6120	789,68	639,50
4	(77) YOONG HANIFAH Aaliyah	MAS	-17 F	6020	5790	776,77	629,05
5	(24) PARKHOMENKA Alena	BLR	-17 F	6090	5500	785,81	636,36
6	(101) POLITOVA Varvara	RUS	-17 F	5280	5330		556,95
7	(115) BALDWIN Kristen	USA	-17 F	5300	5290	683,87	553,81
8	(119) GRATHWOHL Allyson	*USA	-17 F	5340	5240		
8	(14) SIMMONDS Tayla	AUS	-17 F	6190	5240		646,81
10	(70) PAPOUDI Michaela	GRE	-17 F	5180	5190		542,32
11	(20) BECKERS Ibe	BEL	-17 F	5620	5010		587,25
12	(56) ANGUENOT Inès	FRA	-17 F	4700	4460	606,45	491,12
13	(40) JARAMILLO E. Luisa	COL	-17 F	4660		601,29	486,94
14	(37) GONZALEZ Josefa	CHI	-17 F	4480			468,13
15	(26) TRUBSKAYA Valeryia	BLR	-17 F	4390		566,45	458,73
16	(2) GIORDANO Paloma	ARG	-17 F	4380			457,68
17	(61) SONIER Perrine	FRA	-17 F	4220		544,52	440,96
18	(102) BÜRGE Mara	SUI	-17 F	4210			439,92
19	(58) GENELOT Mathilde	FRA	-17 F	4170		538,06	435,74
20	(8) FERGUSON Sade	AUS	-17 F	4020		518,71	420,06
21	(113) PROSVETOVA Stanislava	UKR	-17 F	3990		514,84	416,93
22	(5) MOCIULSKY Violeta	ARG	-17 F	3850		496,77	402,30
23	(21) KHUKHRAKOVA Irina	BLR	-17 F	3830		494,19	400,21
24	(36) GONZALEZ Dominga	CHI	-17 F	3710			387,67
25	(27) CHUTE Olivia	CAN	-17 F	3570			373,04
26	(39) JARAMILLO E. Isabela	COL	-17 F	3530		455,48	368,86
27	(108) ORAVCOVA Zuzana	SVK	-17 F	3510		452,90	366,77
28	(107) WOLFISBERG Kirsi	SUI	-17 F	3500		451,61	365,73
29	(19) SCHMIDBERGER Theresa	AUT	-17 F	3340		430,97	349,01
30	(112) MAKSIMENKOVA Sofia	UKR	-17 F	3320		428,39	346,92
31	(15) TEAGUE Abbey	AUS	-17 F	3260		420,65	340,65
32	(75) SACCO Arianna	ITA	-17 F	3190		411,61	333,33
33	(96) WILLIAMS Courtney	NZL	-17 F	3170		409,03	331,24
34	(4) GISLER Terhi	ARG	-17 F	3080		397,42	321,84
35	(72) VLACHAKOU Kiriaki-Eleni	GRE	-17 F	2960			309,30
36	(16) AHAMMER Elena	AUT	-17 F	2790		360,00	291,54
37	(48) BARJAU BOADA Claudia	ESP	-17 F	2600		335,48	271,68
38	(67) SCUTT Emma	GBR	-17 F	2490		321,29	260,19
39	(46) LOIZIDOU Florentia	CYP	-17 F	2460			257,05
40	(104) FÄH Julie	SUI	-17 F	1990			207,94
41	(49) BARJAU BOADA Sandra	ESP	-17 F	1880		242,58	196,45
42	(68) YORKE-DAVIES Saba	GBR	-17 F	1760		227,10	183,91
43	(94) HARRAWAY Meg	NZL	-17 F	1040		134,19	108,67
44	(63) FEARN Georgia	GBR	-17 F	660		85,16	68,97

2018 IWWF WORLD JUNIOR WATERSKI CHAMPIONSHIPS

Boys Tricks Results



Homologation: World record

Bib	Name	Country	Categ.	Preliminary	Final	Overall	Team
1	(83) FONT Patricio	MEX 	-17 M	10790	10700		1000,00
2	(98) FRANCO BELMONT Felipe	PER 	-17 M	8220	9010		835,03
3	(114) SAMOILOV Alexander	UKR 	-17 M	7620	8840	1000,00	819,28
4	(84) FONT Pablo	MEX 	-17 M	7830	8310		770,16
5	(118) GAY Ryan	USA 	-17 M	7510	7570		701,58
6	(38) LABRA Martin	CHI 	-17 M	7710	7420	872,17	714,55
7	(23) MELNIK Stsiapan	BLR 	-17 M	7870	7070	890,27	729,38
8	(57) DUPLAN-FRIBOURG Pol	FRA 	-17 M	6140	7020	794,12	650,60
9	(18) GSCHIEL Alexander	AUT 	-17 M	5980	5720	676,47	554,22
10	(29) KRAUS Sean	CAN 	-17 M	5970	5690	675,34	553,29
11	(3) GIORGIST Tobias	ARG 	-17 M	7280	5450	823,53	674,70
12	(22) LAPKOUSKI Kiryl	BLR 	-17 M	5870	3720	664,03	544,02
13	(6) ZOHAR Patricio	ARG 	-17 M	5520		624,43	511,58
14	(10) KELLY Levi	AUS 	-17 M	5510		623,30	510,66
15	(111) FILARETOV Damir	UKR 	-17 M	5140		581,45	476,37
16	(41) JARAMILLO E. Federico	COL 	-17 M	4530		512,44	419,83
17	(79) YOONG HANIFAH Adam	MAS 	-17 M	4410			408,71
18	(60) ROUSSELOT Nicolas	FRA 	-17 M	4360		493,21	404,08
19	(7) CHRISTIE Bailey	AUS 	-17 M	4310		487,56	399,44
20	(85) OTERO Mauricio Jr.	MEX 	-17 M	4260		481,90	394,81
21	(74) BISETTI Bryan	ITA 	-17 M	4170		471,72	386,47
22	(25) PETRENKO Stefan	BLR 	-17 M	4090		462,67	379,05
23	(82) DE URIARTE Rodrigo	MEX 	-17 M	4080		461,54	378,13
24	(30) LUCAS Carter	CAN 	-17 M	3690		417,42	341,98
25	(78) YOONG HANIFAH Aiden	MAS 	-17 M	3520			326,23
26	(54) TEIXIDOR Tono	ESP 	-17 M	3350			310,47
27	(95) SHIRLEY Zac	NZL 	-17 M	3320		375,57	307,69
28	(31) MCCORMICK Noah	CAN 	-17 M	3240		366,52	300,28
29	(13) SCIACCA Ryan	AUS 	-17 M	3230		365,38	299,35
30	(65) ROBINSON Marcus	GBR 	-17 M	3050		345,02	282,67
31	(116) BUTTERFIELD Zachary	*USA 	-17 M	3030		342,76	
32	(55) TEIXIDOR JUNIOR Dani	ESP 	-17 M	2920			270,62
33	(103) COGNE Tancredi	SUI 	-17 M	2900			268,77
34	(52) PREGEL BOLLMAN Alex	ESP 	-17 M	2710		306,56	251,16
35	(43) VERSWYVEL G. Martin	COL 	-17 M	2680		303,17	248,38
36	(90) KORSTEN Matthijs	NED 	-17 M	2330			215,94
37	(66) SCUTT Oli	GBR 	-17 M	2270		256,79	210,38
38	(92) GIBSON Will	NZL 	-17 M	2060		233,03	190,92
39	(28) EDWARDS Josh	CAN 	-17 M	1890		213,80	175,16
40	(64) JAYS Danny	GBR 	-17 M	1730		195,70	160,33
41	(121) KELLER Blake	USA 	-17 M	1660		187,78	153,85
42	(50) DONATIU VIÑAS Pablo	ESP 	-17 M	1650		186,65	152,92
43	(89) JLSING Hugo	NED 	-17 M	1550			143,65
44	(93) HAMILTON Blake	NZL 	-17 M	1460		165,16	135,31
45	(97) WILLIAMS Mitchell	NZL 	-17 M	830			76,92

2018 IWWF WORLD JUNIOR WATERSKI CHAMPIONSHIPS

Girls Jump Results













Homologation: World record

Bib	Name	Country	Categ.	Preliminary	Final	Overall	Team
1	(8) FERGUSON Sade	AUS 	-17 F	41,0m (135ft)	41,4m (136ft)	986,11	986,11
2	(112) MAKSIMENKOVA Sofia	UKR 	-17 F	41,5m (136ft)	41,3m (135ft)	989,58	989,58
3	(113) PROSVETOVA Stanislava	UKR 	-17 F	41,8m (137ft)	41,1m (135ft)	1000,00	1000,00
4	(56) ANGUENOT Inès	FRA 	-17 F	40,1m (132ft)	40,9m (134ft)	968,75	968,75
5	(120) HANSEN Kennedy	USA 	-17 F	38,6m (127ft)	38,8m (127ft)	895,83	895,83
6	(61) SONIER Perrine	FRA 	-17 F	39,7m (130ft)	38,6m (127ft)	927,08	927,08
7	(24) PARKHOMENKA Alena	BLR 	-17 F	37,4m (123ft)	37,8m (124ft)	861,11	861,11
8	(19) SCHMIDBERGER Theresa	AUT 	-17 F	38,2m (125ft)	37,3m (122ft)	875,00	875,00
9	(122) KOSEK Tianna	*USA 	-17 F	39,0m (128ft)	36,6m (120ft)		
10	(16) AHAMMER Elena	AUT 	-17 F	38,1m (125ft)	36,2m (119ft)	871,53	871,53
11	(9) FERGUSON Molly	*AUS 	-17 F	38,0m (125ft)	35,3m (116ft)		
12	(15) TEAGUE Abbey	AUS 	-17 F	35,9m (118ft)	34,0m (112ft)	795,14	795,14
13	(77) YOONG HANIFAH Aaliyah	MAS 	-17 F	35,6m (117ft)		784,72	784,72
14	(115) BALDWIN Kristen	USA 	-17 F	34,7m (114ft)		753,47	753,47
15	(94) HARRAWAY Meg	NZL 	-17 F	33,7m (111ft)		718,75	718,75
16	(108) ORAVCOVA Zuzana	SVK 	-17 F	32,9m (108ft)		690,97	690,97
17	(21) KHUKHRAKOVA Irina	BLR 	-17 F	32,5m (107ft)		677,08	677,08
18	(26) TRUBSKAYA Valeryia	BLR 	-17 F	32,1m (105ft)		663,19	663,19
19	(4) GISLER Terhi	ARG 	-17 F	31,4m (103ft)		638,89	638,89
19	(99) TEJADA CAVERO Andrea.	PER 	-17 F	31,4m (103ft)		638,89	638,89
21	(75) SACCO Arianna	ITA 	-17 F	31,3m (103ft)		635,42	635,42
22	(58) GENELOT Mathilde	FRA 	-17 F	31,2m (102ft)		631,94	631,94
23	(96) WILLIAMS Courtney	NZL 	-17 F	31,1m (102ft)		628,47	628,47
24	(5) MOCIULSKY Violeta	ARG 	-17 F	30,3m (99ft)		600,69	600,69
25	(39) JARAMILLO E. Isabela	COL 	-17 F	30,1m (99ft)		593,75	593,75
26	(63) FEARN Georgia	GBR 	-17 F	27,9m (92ft)		517,36	517,36
27	(67) SCUTT Emma	GBR 	-17 F	27,8m (91ft)		513,89	513,89
28	(107) WOLFISBERG Kirsi	SUI 	-17 F	26,8m (88ft)		479,17	479,17
29	(40) JARAMILLO E. Luisa	COL 	-17 F	26,1m (86ft)		454,86	454,86
30	(42) VERSWYVEL G. Daniela	COL 	-17 F	22,7m (74ft)		336,81	336,81
31	(48) BARJAU BOADA Claudia	ESP 	-17 F	21,7m (71ft)		302,08	302,08
32	(49) BARJAU BOADA Sandra	ESP 	-17 F	19,0m (62ft)		208,33	208,33
33	(68) YORKE-DAVIES Saba	GBR 	-17 F	18,7m (61ft)		197,92	197,92

2018 IWWF WORLD JUNIOR WATERSKI CHAMPIONSHIPS































Boys Jump Results

Homologation: World record

Bib	Name	Country	Categ.	Preliminary	Final	Overall	Team
1 (114)	SAMOILOV Alexander	UKR 	-17 M	55,7m (183ft)	56,0m (184ft)	1000,00	1000,00
2 (121)	KELLER Blake	USA 	-17 M	53,5m (176ft)	55,2m (181ft)	977,78	977,78
3 (3)	GIORGIS Tobias	ARG 	-17 M	52,5m (172ft)	53,9m (177ft)	941,67	941,67
4 (125)	ROBERTS William	USA 	-17 M	54,9m (180ft)	53,8m (177ft)		969,44
5 (92)	GIBSON Will	NZL 	-17 M	51,7m (170ft)	51,9m (170ft)	886,11	886,11
6 (57)	DUPLAN-FRIBOURG Pol	FRA 	-17 M	51,6m (169ft)	51,7m (170ft)	880,56	880,56
7 (74)	BISSETTI Bryan	ITA 	-17 M	50,1m (164ft)	51,6m (169ft)	877,78	877,78
8 (25)	PETRENKO Stefan	BLR 	-17 M	49,6m (163ft)	50,2m (165ft)	838,89	838,89
9 (126)	STACKPOLE Brett	*USA 	-17 M	48,8m (160ft)	49,8m (163ft)		
10 (13)	SCIACCA Ryan	AUS 	-17 M	50,1m (164ft)	49,1m (161ft)	836,11	836,11
11 (6)	ZOHAR Patricio	ARG 	-17 M	48,6m (159ft)	48,7m (160ft)	797,22	797,22
12 (110)	TÖRNQUIST Tim	SWE 	-17 M	49,8m (163ft)	45,3m (149ft)		827,78
13 (116)	BUTTERFIELD Zachary	*USA 	-17 M	48,1m (158ft)		780,56	
13 (123)	LEUTZ Jonathan	*USA 	-17 M	48,1m (158ft)			
15 (30)	LUCAS Carter	CAN 	-17 M	47,0m (154ft)		750,00	750,00
16 (28)	EDWARDS Josh	CAN 	-17 M	46,4m (152ft)		733,33	733,33
17 (10)	KELLY Levi	AUS 	-17 M	45,2m (148ft)		700,00	700,00
18 (23)	MELNIK Stsiapan	BLR 	-17 M	44,5m (146ft)		680,56	680,56
19 (35)	DEBARBIERI Renato	CHI 	-17 M	42,3m (139ft)			619,44
20 (7)	CHRISTIE Bailey	AUS 	-17 M	41,3m (135ft)		591,67	591,67
21 (82)	DE URIARTE Rodrigo	MEX 	-17 M	41,0m (135ft)		583,33	583,33
22 (60)	ROUSSELOT Nicolas	FRA 	-17 M	40,9m (134ft)		580,56	580,56
23 (109)	BLOMQVIST Alexander	SWE 	-17 M	40,2m (132ft)			561,11
24 (95)	SHIRLEY Zac	NZL 	-17 M	40,1m (132ft)		558,33	558,33
25 (18)	GSCHIEL Alexander	AUT 	-17 M	39,2m (129ft)		533,33	533,33
26 (22)	LAPKOUSKI Kiryl	BLR 	-17 M	39,0m (128ft)		527,78	527,78
27 (111)	FILARETOV Damir	UKR 	-17 M	38,3m (126ft)		508,33	508,33
28 (41)	JARAMILLO E. Federico	COL 	-17 M	38,1m (125ft)		502,78	502,78
28 (43)	VERSWYVEL G. Martin	COL 	-17 M	38,1m (125ft)		502,78	502,78
30 (29)	KRAUS Sean	CAN 	-17 M	36,8m (121ft)		466,67	466,67
31 (66)	SCUTT Oli	GBR 	-17 M	35,7m (117ft)		436,11	436,11
32 (33)	ALEMPARTE Miguel	CHI 	-17 M	35,3m (116ft)			425,00
33 (65)	ROBINSON Marcus	GBR 	-17 M	34,6m (114ft)		405,56	405,56
34 (50)	DONATIU VIÑAS Pablo	ESP 	-17 M	34,1m (112ft)		391,67	391,67
35 (85)	OTERO Mauricio Jr.	MEX 	-17 M	33,6m (110ft)		377,78	377,78
36 (31)	MCCORMICK Noah	CAN 	-17 M	33,0m (108ft)		361,11	361,11
36 (97)	WILLIAMS Mitchell	NZL 	-17 M	33,0m (108ft)			361,11
38 (93)	HAMILTON Blake	NZL 	-17 M	29,0m (95ft)		250,00	250,00
39 (38)	LABRA Martin	CHI 	-17 M	28,1m (92ft)		225,00	225,00
40 (34)	CORREA MULLER Francisco	CHI 	-17 M	27,6m (91ft)			211,11
41 (64)	JAYS Danny	GBR 	-17 M	26,7m (88ft)		186,11	186,11
42 (52)	PREGEL BOLLMAN Alex	ESP 	-17 M	26,0m (85ft)		166,67	166,67





























2018 IWWF WORLD JUNIOR WATERSKI CHAMPIONSHIPS

Girls Overall Results

Bib	Name	Country	Categ.	Slalom	Tricks	Jump	Overall
1	(120) HANSEN Kennedy	USA 	-17 F	877,55	1000,00	895,83	2773,38
2	(24) PARKHOMENKA Alena	BLR 	-17 F	806,12	785,81	861,11	2453,04
3	(8) FERGUSON Sade	AUS 	-17 F	938,78	518,71	986,11	2443,60
4	(56) ANGUENOT Inès	FRA 	-17 F	816,33	606,45	968,75	2391,53
5	(77) YOONG HANIFAH Aaliyah	MAS 	-17 F	795,92	776,77	784,72	2357,41
6	(115) BALDWIN Kristen	USA 	-17 F	897,96	683,87	753,47	2335,30
7	(113) PROSVETOVA Stanislava	UKR 	-17 F	765,31	514,84	1000,00	2280,15
8	(61) SONIER Perrine	FRA 	-17 F	714,29	544,52	927,08	2185,89
9	(112) MAKSIMENKOVA Sofia	UKR 	-17 F	765,31	428,39	989,58	2183,28
10	(26) TRUBSKAYA Valeryia	BLR 	-17 F	887,76	566,45	663,19	2117,40
11	(40) JARAMILLO E. Luisa	COL 	-17 F	1000,00	601,29	454,86	2056,15
12	(58) GENELOT Mathilde	FRA 	-17 F	780,61	538,06	631,94	1950,61
13	(15) TEAGUE Abbey	AUS 	-17 F	693,88	420,65	795,14	1909,67
14	(19) SCHMIDBERGER Theresa	AUT 	-17 F	571,43	430,97	875,00	1877,40
15	(5) MOCIULSKY Violeta	ARG 	-17 F	775,51	496,77	600,69	1872,97
16	(16) AHAMMER Elena	AUT 	-17 F	622,45	360,00	871,53	1853,98
17	(108) ORAVCOVA Zuzana	SVK 	-17 F	693,88	452,90	690,97	1837,75
18	(39) JARAMILLO E. Isabela	COL 	-17 F	785,71	455,48	593,75	1834,94
19	(21) KHUKHRAKOVA Irina	BLR 	-17 F	642,86	494,19	677,08	1814,13
20	(75) SACCO Arianna	ITA 	-17 F	714,29	411,61	635,42	1761,32
21	(42) VERSWYVEL G. Daniela	COL 	-17 F	520,41	789,68	336,81	1646,90
22	(94) HARRAWAY Meg	NZL 	-17 F	775,51	134,19	718,75	1628,45
23	(4) GISLER Terhi	ARG 	-17 F	540,82	397,42	638,89	1577,13
24	(96) WILLIAMS Courtney	NZL 	-17 F	316,33	409,03	628,47	1353,83
25	(67) SCUTT Emma	GBR 	-17 F	387,76	321,29	513,89	1222,94
26	(68) YORKE-DAVIES Saba	GBR 	-17 F	693,88	227,10	197,92	1118,90
27	(48) BARJAU BOADA Claudia	ESP 	-17 F	418,37	335,48	302,08	1055,93
28	(63) FEARN Georgia	GBR 	-17 F	448,98	85,16	517,36	1051,50
29	(49) BARJAU BOADA Sandra	ESP 	-17 F	530,61	242,58	208,33	981,52
30	(107) WOLFISBERG Kirsi	SUI 	-17 F	20,41	451,61	479,17	951,19

2018 IWWF WORLD JUNIOR WATERSKI CHAMPIONSHIPS

Boys Overall Results

Bib	Name	Country	Categ.	Slalom	Tricks	Jump	Overall
1 (114)	SAMOILOV Alexander	UKR 	-17 M	792,08	1000,00	1000,00	2792,08
2 (3)	GIORGIS Tobias	ARG 	-17 M	920,79	823,53	941,67	2685,99
3 (57)	DUPLAN-FRIBOURG Pol	FRA 	-17 M	881,19	794,12	880,56	2555,87
4 (23)	MELNIK Stsiapan	BLR 	-17 M	811,88	890,27	680,56	2382,71
5 (6)	ZOHAR Patricio	ARG 	-17 M	871,29	624,43	797,22	2292,94
6 (74)	BISSETTI Bryan	ITA 	-17 M	762,38	471,72	877,78	2111,88
7 (60)	ROUSSELOT Nicolas	FRA 	-17 M	990,10	493,21	580,56	2063,87
8 (18)	GSCHIEL Alexander	AUT 	-17 M	841,58	676,47	533,33	2051,38
9 (41)	JARAMILLO E. Federico	COL 	-17 M	1000,00	512,44	502,78	2015,22
10 (10)	KELLY Levi	AUS 	-17 M	683,17	623,30	700,00	2006,47
11 (116)	BUTTERFIELD Zachary	*USA 	-17 M	851,49	342,76	780,56	1974,81
12 (30)	LUCAS Carter	CAN 	-17 M	792,08	417,42	750,00	1959,50
13 (13)	SCIACCA Ryan	AUS 	-17 M	752,48	365,38	836,11	1953,97
14 (22)	LAPKOUSKI Kiryl	BLR 	-17 M	752,48	664,03	527,78	1944,29
15 (121)	KELLER Blake	USA 	-17 M	772,28	187,78	977,78	1937,84
16 (82)	DE URIARTE Rodrigo	MEX 	-17 M	891,09	461,54	583,33	1935,96
17 (25)	PETRENKO Stefan	BLR 	-17 M	633,66	462,67	838,89	1935,22
18 (7)	CHRISTIE Bailey	AUS 	-17 M	841,58	487,56	591,67	1920,81
19 (92)	GIBSON Will	NZL 	-17 M	722,77	233,03	886,11	1841,91
20 (111)	FILARETOV Damir	UKR 	-17 M	653,47	581,45	508,33	1743,25
21 (28)	EDWARDS Josh	CAN 	-17 M	742,57	213,80	733,33	1689,70
22 (38)	LABRA Martin	CHI 	-17 M	544,55	872,17	225,00	1641,72
23 (31)	MCCORMICK Noah	CAN 	-17 M	910,89	366,52	361,11	1638,52
24 (43)	VERSWYVEL G. Martin	COL 	-17 M	742,57	303,17	502,78	1548,52
25 (65)	ROBINSON Marcus	GBR 	-17 M	722,77	345,02	405,56	1473,35
26 (95)	SHIRLEY Zac	NZL 	-17 M	534,65	375,57	558,33	1468,55
27 (85)	OTERO Mauricio Jr.	MEX 	-17 M	574,26	481,90	377,78	1433,94
28 (66)	SCUTT Oli	GBR 	-17 M	693,07	256,79	436,11	1385,97
29 (50)	DONATIU VIÑAS Pablo	ESP 	-17 M	752,48	186,65	391,67	1330,80
30 (29)	KRAUS Sean	CAN 	-17 M	89,11	675,34	466,67	1231,12
31 (52)	PREGEL BOLLMAN Alex	ESP 	-17 M	742,57	306,56	166,67	1215,80
32 (93)	HAMILTON Blake	NZL 	-17 M	742,57	165,16	250,00	1157,73
33 (64)	JAYS Danny	GBR 	-17 M	742,57	195,70	186,11	1124,38

 Chief Judge
 Felipe LEAL

 Homologator
 Candido MOZ

 Scorer
 Muriel FROMIAU