











Over 35 Women Slalom Results

Homologation: Ranking List

| | Name | League | Round 1 | Round 2 | Round 3 | Round 4 |
|----|-------------------|---|---------------|---------------|---------------|---------------|
| 1 | Collins Mel | QLD  | 3.50/55/13.00 | 2.00/55/13.00 | 4.00/55/14.25 | 3.00/55/13.00 |
| 2 | Cavanagh Lisa | WA  | 4.50/55/13.00 | 2.50/37 | 2.50/55/14.25 | 2.00/55/14.25 |
| 3 | Ruzsicska Karen | NT  | 4.00/37 | 2.00/52 | 1.50/37 | 2.00/52 |
| 4 | Campbell Kim | QLD  | 2.50/49 | 3.50/49 | 4.00/49 | 0.50/52 |
| 5 | Williams Kristie | QLD  | 0.50/49 | 3.50/37 | 2.00/49 | 5.00/46 |
| 6 | Hoad Lorraine | QLD  | 2.50/43 | 0.50/37 | 1.50/43 | 3.50/43 |
| 7 | Anderson Rhiannon | QLD  | 3.00/37 | 3.00/46 | 1.50/49 | |
| 8 | Quinn Virginia | QLD  | 5.00/37 | 5.00/37 | 3.00/46 | |
| 9 | Neiberding Julie | QLD  | 4.00/43 | 3.00/43 | 2.00/46 | |
| 10 | Lambert Kyleigh | QLD  | 5.00/43 | 2.50/37 | 3.00/43 | |

Chief Judge
Williams BradHomologator
Mcnee ClintScorer
Cooper Susan