














Over 65 Ladies Slalom Results

Homologation: Ranking List

Bib	Name	Country	Categ.	Preliminary round	Finals	Overall	Team
1	(91) Johnson Jan	RSA 	65+ F	2.50/49/13.00	6.00/43	1000.00	1000.00
2	(73) Kirby Dianne	IRL 	65+ F	6.00/49		1000.00	623.38








Over 65 Men Slalom Results

Homologation: Ranking List

Bib	Name	Country	Categ.	Preliminary round	Finals	Overall	Team
1	(102) Skande Ulf	SWE 	65+ M	2.00/52/12.00	3.00/52/12.00 (Tie break: 3.00/52/12.00)	1000.00	1000.00
2	(7) Gabriel George Nicolas	*GRE 	65+ M	1.00/52/12.00	3.00/52/12.00 (Tie break: 1.00/52/12.00)		
3	(85) Fernandes Fernando	POR 	65+ M	3.00/52/13.00	4.00/52/13.00	888.89	888.89
4	(65) Philips John	GBR 	65+ M	2.50/52/13.00	3.00/52/13.00	1000.00	866.67
5	(30) Jirak Bernd	AUT 	65+ M	1.50/52/13.00	2.00/52/13.00	844.44	844.44
6	(55) Burger Norbert	GER 	65+ M	2.00/52/12.00	4.50/46	977.78	977.78
7	(46) Lanzani Christian	FRA 	65+ M	0.50/52/13.00		811.11	811.11
8	(81) Johnsen Lasse	NOR 	65+ M	4.00/52/14.25		871.79	755.56
9	(43) Fox Jean Pierre	FRA 	65+ M	2.00/52/14.25		711.11	711.11
10	(62) Hawley David	GBR 	65+ M	5.00/43		128.21	111.11
11	(22) Frangistas Nikolaos	*GRE 	65+ M				


























Over 55 Ladies Slalom Results

Homologation: Ranking List

Bib	Name	Country	Categ.	Preliminary round	Finals	Overall	Team
1	(70) Winter Hilary	GBR 	55+ F	0.50/52/12.00	2.00/52/12.00	956.52	956.52
2	(87) Gubarenko Olga	RUS 	55+ F	4.00/52/12.00	1.00/52/12.00	1000.00	1000.00
3	(56) Bopple-Filbig Petra	GER 	55+ F	3.00/52/14.25	3.50/52/14.25	1000.00	728.26
4	(89) Bekker Lizette	RSA 	55+ F	4.00/52/16.00	2.00/52/14.25	955.22	695.65
5	(79) Finstad Hanne Lotte	NOR 	55+ F	5.00/52/16.00	1.50/52/16.00	630.43	630.43
6	(3) Diktaki Christina	GRE 	55+ F	2.00/52/16.00		565.22	565.22
7	(37) Vluymans Ingrid	BEL 	55+ F	4.00/52		478.26	478.26

Over 55 Men Slalom Results

Homologation: Ranking List

Bib	Name	Country	Categ.	Preliminary round	Finals	Overall	Team
1	(45) Guyamier Patrick	FRA 	55+ M	5.00/55/12.00	2.00/55/11.25 <small>(Tie break: 4.00/55/12.00)</small>	1000.00	
2	(42) Duminil Frederic	FRA 	55+ M	4.50/55/12.00	2.00/55/11.25 <small>(Tie break: 2.50/55/12.00)</small>	1000.00	
3	(12) Kyprios Sotiris	GRE 	55+ M	0.50/55/12.00	1.00/55/11.25	980.00	
4	(63) Hazelwood Timothy	GBR 	55+ M	3.00/55/12.00	3.00/55/12.00	1000.00	900.00
4	(21) Kampanis Andreas	GRE 	55+ M	3.00/55/12.00	3.00/55/12.00	900.00	
6	*(64) Lukic Dusko	*GBR 	55+ M	3.00/55/13.00	4.00/55/13.00		
7	(61) Hammersley Paul	*GBR 	55+ M	2.00/55/13.00	3.50/55/13.00	877.78	
7	*(14) Tranos Karalis Spiridon	*GRE 	55+ M	2.00/55/13.00	3.50/55/13.00		
9	(96) Bonte Gunnar	SWE 	55+ M	3.00/55/12.00	2.50/55/13.00	900.00	
10	(101) Sjöström Bo	SWE 	55+ M	4.50/55/13.00	2.00/55/13.00	810.00	
11	*(44) Georgeon Stephane	*FRA 	55+ M	4.00/55/14.25 <small>(Tie break: 4.00/55/14.25)</small>	2.00/55/13.00		
12	(74) Kousseoglou Aleco	MON 	55+ M	1.50/55/13.00	1.50/55/13.00	750.00	
13	(90) De Jongh Dennis	RSA 	55+ M	4.00/55/14.25 <small>(Tie break: 4.00/55/16.00)</small>		680.00	
14	*(20) Vlisidis Ioannis	*GRE 	55+ M	3.00/55/14.25			
15	(51) Vigneron Frederic	FRA 	55+ M	2.00/55/14.25		711.11	640.00
16	*(47) Lemarie Eric	*FRA 	55+ M	4.00/55/16.00			
16	(108) Whyte Alisdair	SUI 	55+ M	4.00/55/16.00		560.00	
18	(58) Kapfelsberger Rainer	GER 	55+ M	3.00/55/16.00		540.00	
19	*(31) Köttl Hermann	*AUT 	55+ M	2.00/55/16.00			
20	(60) Beard Mark	GBR 	55+ M	4.00/55/18.25		488.89	440.00
21	(77) Hof Pierre	NED 	55+ M	4.00/52		320.00	
22	(66) Rowlands Rodney	GBR 	55+ M	3.00/52		333.33	300.00
23	(92) Katzwinkel Ralph	RSA 	55+ M	5.00/46		100.00	
24	(84) Alcoforado Gil	POR 	55+ M	0.50/46		10.00	
25	(109) Engel Rupert	AUT 	55+ M				

Over 45 Men Slalom Results

Homologation: Ranking List

Bib	Name	Country	Categ.	Preliminary round	Finals	Overall	Team
1 (104)	Cesinski Pierre	SUI	45+ M	1.50/55/11.25	2.00/55/10.75		1000.00
2 (52)	Guralia Genadi	GEO	45+ M	1.50/55/10.75	6.00/55/11.25	1000.00	988.64
3 (34)	Schulze Frank	AUT	45+ M	4.00/55/11.25	4.00/55/11.25	919.54	909.09
4 (88)	Alexander Robbie	RSA	45+ M	2.50/55/12.00	4.00/55/11.25		909.09
5 (72)	Nemeth Gabor	HUN	45+ M	4.00/55/11.25	3.00/55/11.25		909.09
6 (38)	Laakso Antti	FIN	45+ M	1.00/55/11.25	2.00/55/11.25	873.56	863.64
7 (100)	Jonsson Magnus	SWE	45+ M	4.00/55/12.00	2.00/55/11.25	873.56	863.64
8 (41)	Ducrot Nicolas	FRA	45+ M	2.00/55/11.25	1.50/55/11.25		863.64
8 (17)	Zervopoulos Spyridon Rikos	GRE	45+ M	2.00/55/11.25	1.50/55/11.25		863.64
10 (49)	Rocher Thierry	FRA	45+ M	4.00/55/12.00	1.00/55/11.25	850.57	840.91
11 (76)	Dokoupil Tom	NED	45+ M	2.00/55/12.00	1.50/55/12.00		727.27
12 (82)	Marthinsen Lars- Andreas	NOR	45+ M	2.00/55/12.00 <small>(Tie break: 4.00/55/13.00)</small>	3.25/55/13.00		727.27
13 (25)	Kousathanas Lefteris	GRE	45+ M	2.00/55/12.00 <small>(Tie break: 5.00/55/13.00)</small>		735.63	727.27
14 (86)	Roque Pedro	POR	45+ M	1.00/55/12.00 <small>(Tie break: 3.50/55/13.00)</small>			704.55
15 (57)	Scherer Philipp	GER	45+ M	0.50/55/12.00			693.18
16 (59)	Siegel Ralph	GER	45+ M	4.50/55/13.00			647.73
17 (67)	Singleton Chris	GBR	45+ M	4.00/55/13.00		643.68	636.36
18 (36)	Saintviteux Yves	BEL	45+ M	3.50/55/13.00		632.18	625.00
18 (75)	Soer Gerard J.Paul	MON	45+ M	3.50/55/13.00			625.00
20 (54)	Broemel Mike	GER	45+ M	3.00/55/13.00		620.69	613.64
21 *(24)	Toutziaridis John	*GRE	45+ M	2.50/55/13.00			
22 (23)	Papadakis Stefanos	GRE	45+ M	0.50/55/13.00			556.82
23 *(71)	Wooldridge Simon	*GBR	45+ M	4.00/55/16.00		367.82	
24 (69)	Stephenson Jeremy	GBR	45+ M	2.50/52			56.82
25 *(10)	Vassilakis George	*GRE	45+ M	1.50/52			
26 *(40)	Alves Luc	*FRA	45+ M	0.50/52			

Over 45 Ladies Slalom Results

Homologation: Ranking List

Bib	Name	Country	Categ.	Preliminary round	Finals	Overall	Team
1 (48)	Marchevet Cecile	FRA	45+ F	1.00/55/12.00	2.00/55/12.00		1000.00
2 (83)	Elgesem Vang Lise	NOR	45+ F	4.00/55/13.00	1.50/55/12.00	1000.00	986.84
3 (53)	Langrock Claudia	GER	45+ F	5.00/55/14.25	2.00/55/13.00	853.33	842.11
4 (95)	Blanch Olive Natalia	ESP	45+ F	2.00/55/13.00	1.50/55/13.00		842.11
5 (11)	Papadimitriou Angeliki	GRE	45+ F	1.50/55/13.00	2.50/55/14.25	840.00	828.95
6 (8)	Conti Marianna	*GRE	45+ F	4.00/55/14.25			
7 (32)	Maier Olivia	AUT	45+ F	4.00/55/16.00		586.67	578.95
8 (68)	Stephenson Beverley	GBR	45+ F	3.50/55/16.00			565.79
9 (99)	Jonsson Katarina	SWE	45+ F	3.50/52			250.00
10 (97)	Lahti Bonté Ann	SWE	45+ F	1.50/49			39.47

Over 35 Ladies Slalom Results

Homologation: Ranking List

Bib	Name	Country	Categ.	Preliminary round	Finals	Overall	Team
1 (50)	Trible Florence	FRA	35+ F	4.00/55/12.00	3.00/55/12.00	1000.00	1000.00
2 (106)	Jaquier Valerie	SUI	35+ F	4.00/55/13.00	1.50/55/12.00		926.47
3 (6)	Andriopoulou Angeliki	GRE	35+ F	2.00/55/12.00	0.50/55/12.00	941.18	941.18
4 (107)	Thorens Camille	SUI	35+ F	0.50/55/13.00	1.00/55/13.00	735.29	735.29
5 *(15)	Liakou Flora	*GRE	35+ F	3.00/55/14.25 (Tie break: 5.00/55/14.25)	3.00/55/18.25		
6 (9)	Stantidi Aspasia	GRE	35+ F	3.00/55/14.25 (Tie break: 4.50/55/14.25)		617.65	617.65
7 (4)	Anastasopoulou Alexia	*GRE	35+ F	3.50/55/18.25			

Over 35 Men Slalom Results

Homologation: Ranking List

Bib	Name	Country	Categ.	Preliminary round	Finals	Overall	Team
1 (94)	Ballús Roca Jordi	ESP	35+ M	5.00/55/11.25	5.00/55/11.25		985.92
2 (19)	Hatzis Anastasios	GRE	35+ M	5.50/55/11.25	4.00/55/11.25		1000.00
3 (80)	Foss Anders	NOR	35+ M	4.25/55/11.25	4.00/55/11.25		964.79
4 (103)	Tengius Henrik	SWE	35+ M	3.00/55/11.25	2.25/55/11.25		929.58
5 (35)	Fortamps Olivier	BEL	35+ M	2.00/55/12.00	3.00/55/12.00	1000.00	760.56
6 (78)	Bjornoe Ole-Johan	NOR	35+ M	0.50/55/12.00		907.41	690.14
7 (105)	Cheyroux Olivier	SUI	35+ M	1.00/55/13.00		703.70	535.21
8 *(33)	Schober Martin	*AUT	35+ M	3.00/55/18.25			

Over 65 Ladies Tricks Results

Homologation: Ranking List

Bib	Name	Country	Categ.	Preliminary round	Finals	Overall	Team
1 (73)	Kirby Dianne	IRL	65+ F	820	970	1000.00	1000.00

Over 65 Men Tricks Results

Homologation: Ranking List

Bib	Name	Country	Categ.	Preliminary round	Finals	Overall	Team
1 (55)	Burger Norbert	GER	65+ M	960	1480		907.98
2 (62)	Hawley David	GBR	65+ M	1630	1100	1000.00	1000.00
3 (81)	Johnsen Lasse	NOR	65+ M	1080	1000	662.58	662.58
4 (102)	Skande Ulf	SWE	65+ M	1210	460		742.33
5 (85)	Fernandes Fernando	POR	65+ M	1210	440		742.33
6 (65)	Philips John	GBR	65+ M	870		533.74	533.74












Over 55 Ladies Tricks Results

Homologation: Ranking List

Bib	Name	Country	Categ.	Preliminary round	Finals	Overall	Team
1 (56)	Bopple-Filbig Petra	GER	55+ F	2230	2510	1000.00	1000.00
2 (89)	Bekker Lizette	RSA	55+ F	590	1160	462.15	462.15
3 (79)	Finstad Hanne Lotte	NOR	55+ F	780	680		310.76







Over 55 Men Tricks Results

Homologation: Ranking List

Bib	Name	Country	Categ.	Preliminary round	Finals	Overall	Team
1	(98) Brådhe Odd	SWE 	55+ M	2060	3060		1000.00
2	(90) De Jongh Dennis	RSA 	55+ M	2480	2580		843.14
3	(63) Hazelwood Timothy	GBR 	55+ M	2430	2450	1000.00	800.65
4	(58) Kapfelsberger Rainer	GER 	55+ M	1830	2040		666.67
5	(60) Beard Mark	GBR 	55+ M	1630	1850	755.10	604.58
6	(51) Vignerou Frederic	FRA 	55+ M	1920	1670	783.67	627.45
7	(101) Sjöström Bo	SWE 	55+ M	1600			522.88
8	(61) Hammersley Paul	*GBR 	55+ M	1270		518.37	
9	(77) Hof Pierre	NED 	55+ M	780			254.90
10	(66) Rowlands Rodney	GBR 	55+ M	580		236.73	189.54
11	(84) Alcoforado Gil	POR 	55+ M	360			117.65






Over 35 Ladies Tricks Results

Homologation: Ranking List

Bib	Name	Country	Categ.	Preliminary round	Finals	Overall	Team
1	(6) Andriopoulou Angeliki	GRE 	35+ F	6290	6240	1000.00	1000.00
2	(50) Tribble Florence	FRA 	35+ F	3990	4340	689.98	689.98
3	(9) Stantidi Aspasia	GRE 	35+ F	3210	3220	511.92	511.92
4	(107) Thorens Camille	SUI 	35+ F	3040	3050	484.90	484.90
5	*(15) Liakou Flora	*GRE 	35+ F	1030	2670		
6	(106) Jaquier Valerie	SUI 	35+ F	990			157.39











Over 35 Men Tricks Results

Homologation: Ranking List

Bib	Name	Country	Categ.	Preliminary round	Finals	Overall	Team
1	(35) Fortamps Olivier	BEL 	35+ M	10290	9730	1000.00	1000.00
2	(16) Kousathanas Thimios	*GRE 	35+ M	4660	6040		
3	(78) Bjornoe Ole-Johan	NOR 	35+ M	1630	1970	191.45	191.45
4	(105) Cheyroux Olivier	SUI 	35+ M	1200	1400	136.05	136.05
5	*(33) Schober Martin	*AUT 	35+ M	290	380		

Over 45 Men Tricks Results

Homologation: Ranking List

Bib	Name	Country	Categ.	Preliminary round	Finals	Overall	Team
1	(52) Guralia Genadi	GEO 	45+ M	8090	7480	1000.00	1000.00
2	(38) Laakso Antti	FIN 	45+ M	3870	4680	578.49	578.49
3	(36) Saintviteux Yves	BEL 	45+ M	4220	4220	521.63	521.63
4	(76) Dokoupil Tom	NED 	45+ M	2750	2910		359.70
5	(25) Kousathanas Lefteris	GRE 	45+ M	2770	2710	342.40	342.40
6	(54) Broemel Mike	GER 	45+ M	2530		312.73	312.73
7	(67) Singleton Chris	GBR 	45+ M	1610		199.01	199.01
8	(100) Jonsson Magnus	SWE 	45+ M	960		118.67	118.67
9	(34) Schulze Frank	AUT 	45+ M	950		117.43	117.43
10	*(71) Wooldridge Simon	*GBR 	45+ M	630		77.87	

Over 45 Ladies Tricks Results

Homologation: Ranking List

Bib	Name	Country	Categ.	Preliminary round	Finals	Overall	Team
1 (53)	Langrock Claudia	GER	45+ F	1390	3270	1000.00	1000.00
2 (48)	Marchevet Cecile	FRA	45+ F	2660	2910		889.91
3 (11)	Papadimitriou Angeliki	GRE	45+ F	1940	2140	654.43	654.43
4 (97)	Lahti Bonté Ann	SWE	45+ F	950	1840		562.69
5 (83)	Elgesem Vang Lise	NOR	45+ F	730	1370	418.96	418.96
6 (32)	Maier Olivia	AUT	45+ F	300		91.74	91.74

Over 65 Ladies Jump Results

Homologation: Ranking List

Bib	Name	Country	Categ.	Preliminary round	Finals	Overall	Team
1 (73)	Kirby Dianne	IRL	65+ F	17.0m	16.4m	1000.00	1000.00

Over 65 Men Jump Results

Homologation: Ranking List

Bib	Name	Country	Categ.	Preliminary round	Finals	Overall	Team
1 (81)	Johnsen Lasse	NOR	65+ M	28.5m	27.9m	1000.00	1000.00
2 (62)	Hawley David	GBR	65+ M	20.6m	23.6m	828.07	828.07
3 (65)	Philips John	GBR	65+ M	0.00m			

Over 55 Ladies Jump Results

Homologation: Ranking List

Bib	Name	Country	Categ.	Preliminary round	Finals	Overall	Team
1 (89)	Bekker Lizette	RSA	55+ F	25.6m	23.6m	1000.00	1000.00
2 (56)	Bopple-Filbig Petra	GER	55+ F	15.9m	14.6m	683.01	683.01

Over 55 Men Jump Results

Homologation: Ranking List

Bib	Name	Country	Categ.	Preliminary round	Finals	Overall	Team
1 (63)	Hazelwood Timothy	GBR	55+ M	43.7m	46.2m	1000.00	1000.00
2 (61)	Hammersley Paul	*GBR	55+ M	36.0m	35.9m	718.23	
3 (60)	Beard Mark	GBR	55+ M	36.3m	34.5m	726.52	726.52
4 (51)	Vigneron Frederic	FRA	55+ M	21.9m	21.4m	328.73	328.73
5 (66)	Rowlands Rodney	GBR	55+ M	11.9m	12.0m	55.25	55.25

Over 35 Ladies Jump Results

Homologation: Ranking List

Bib	Name	Country	Categ.	Preliminary round	Finals	Overall	Team
1 (50)	Tribble Florence	FRA	35+ F	36.5m	37.7m	1000.00	1000.00
2 (6)	Andriopoulou Angeliki	GRE	35+ F	36.0m	37.2m	983.71	983.71
3 (9)	Stantidi Aspasia	GRE	35+ F	21.3m	26.4m	631.92	631.92
4 (107)	Thorens Camille	SUI	35+ F	20.5m	20.5m	439.74	439.74

Over 35 Men Jump Results

Homologation: Ranking List

Bib	Name	Country	Categ.	Preliminary round	Finals	Overall	Team
1 (78)	Bjornoe Ole-Johan	NOR	35+ M	46.6m	50.2m	1000.00	1000.00
2 (35)	Fortamps Olivier	BEL	35+ M	44.3m	50.1m	996.69	996.69
3 (105)	Cheyroux Olivier	SUI	35+ M	36.1m	37.0m	562.91	562.91

Over 45 Ladies Jump Results

Homologation: Ranking List

Bib	Name	Country	Categ.	Preliminary round	Finals	Overall	Team
1 (83)	Elgesem Vang Lise	NOR	45+ F	32.3m	33.2m	1000.00	1000.00
2 (11)	Papadimitriou Angeliki	GRE	45+ F	22.3m	26.5m	798.19	798.19
3 (53)	Langrock Claudia	GER	45+ F	20.5m	21.7m	653.61	653.61

Over 45 Men Jump Results

Homologation: Ranking List

Bib	Name	Country	Categ.	Preliminary round	Finals	Overall	Team
1 (67)	Singleton Chris	GBR	45+ M	43.6m	46.2m	1000.00	1000.00
2 (52)	Guralia Genadi	GEO	45+ M	41.2m	45.7m	983.97	983.97
3 (38)	Laakso Antti	FIN	45+ M	41.8m	41.6m	858.97	858.97
4 (100)	Jonsson Magnus	SWE	45+ M	40.1m	39.1m	804.49	804.49
5 (34)	Schulze Frank	AUT	45+ M	37.2m	38.9m	766.03	766.03
6 (25)	Kousathanas Lefteris	GRE	45+ M	30.9m		509.62	509.62
7 (36)	Saintviteux Yves	BEL	45+ M	28.0m		416.67	416.67
8 (57)	Scherer Philipp	GER	45+ M	25.5m			336.54
9 (54)	Broemel Mike	GER	45+ M	21.2m		198.72	198.72
10 *(71)	Wooldridge Simon	*GBR	45+ M	12.5m			

Over 65 Ladies Overall Results

Bib	Name	Country	Categ.	Slalom	Tricks	Jump	Overall
1 (73)	Kirby Dianne	IRL	65+ F	1000.00	1000.00	1000.00	3000.00






Over 65 Men Overall Results

Bib	Name	Country	Categ.	Slalom	Tricks	Jump	Overall
1 (81)	Johnsen Lasse	NOR	65+ M	871.79	662.58	1000.00	2534.37
2 (62)	Hawley David	GBR	65+ M	128.21	1000.00	828.07	1956.28










Over 55 Ladies Overall Results

Bib	Name	Country	Categ.	Slalom	Tricks	Jump	Overall
1 (56)	Bopple-Filbig Petra	GER	55+ F	1000.00	1000.00	683.01	2683.01
2 (89)	Bekker Lizette	RSA	55+ F	955.22	462.15	1000.00	2417.37




Over 55 Men Overall Results

Bib	Name	Country	Categ.	Slalom	Tricks	Jump	Overall
1	(63) Hazelwood Timothy	GBR	 55+ M	1000.00	1000.00	1000.00	3000.00
2	(61) Hammersley Paul	*GBR	 55+ M	877.78	518.37	718.23	2114.38
3	(60) Beard Mark	GBR	 55+ M	488.89	755.10	726.52	1970.51
4	(51) Vignerons Frederic	FRA	 55+ M	711.11	783.67	328.73	1823.51
5	(66) Rowlands Rodney	GBR	 55+ M	333.33	236.73	55.25	625.31





Over 45 Men Overall Results

Bib	Name	Country	Categ.	Slalom	Tricks	Jump	Overall
1	(52) Guralia Genadi	GEO	 45+ M	1000.00	1000.00	983.97	2983.97
2	(38) Laakso Antti	FIN	 45+ M	873.56	578.49	858.97	2311.02
3	(67) Singleton Chris	GBR	 45+ M	643.68	199.01	1000.00	1842.69
4	(34) Schulze Frank	AUT	 45+ M	919.54	117.43	766.03	1803.00
5	(100) Jonsson Magnus	SWE	 45+ M	873.56	118.67	804.49	1796.72
6	(25) Kousathanas Lefteris	GRE	 45+ M	735.63	342.40	509.62	1587.65
7	(36) Saintviteux Yves	BEL	 45+ M	632.18	521.63	416.67	1570.48
8	(54) Broemel Mike	GER	 45+ M	620.69	312.73	198.72	1132.14
9	*(71) Wooldridge Simon	*GBR	 45+ M	367.82	77.87		445.69




Over 45 Ladies Overall Results

Bib	Name	Country	Categ.	Slalom	Tricks	Jump	Overall
1	(53) Langrock Claudia	GER	 45+ F	853.33	1000.00	653.61	2506.94
2	(83) Elgesem Vang Lise	NOR	 45+ F	1000.00	418.96	1000.00	2418.96
3	(11) Papadimitriou Angeliki	GRE	 45+ F	840.00	654.43	798.19	2292.62

Over 35 Ladies Overall Results

Bib	Name	Country	Categ.	Slalom	Tricks	Jump	Overall
1	(6) Andriopoulou Angeliki	GRE	 35+ F	941.18	1000.00	983.71	2924.89
2	(50) Tribble Florence	FRA	 35+ F	1000.00	689.98	1000.00	2689.98
3	(9) Stantidi Aspasia	GRE	 35+ F	617.65	511.92	631.92	1761.49
4	(107) Thorens Camille	SUI	 35+ F	735.29	484.90	439.74	1659.93

Over 35 Men Overall Results

Bib	Name	Country	Categ.	Slalom	Tricks	Jump	Overall
1	(35) Fortamps Olivier	BEL	 35+ M	1000.00	1000.00	996.69	2996.69
2	(78) Bjornoe Ole-Johan	NOR	 35+ M	907.41	191.45	1000.00	2098.86
3	(105) Cheyroux Olivier	SUI	 35+ M	703.70	136.05	562.91	1402.66

Chief Judge
Kelly Gavin

Homologator
Talamo Nigel

Scorer
Lambiri Mandy