

Seated Division Ladies Slalom Results

Homologation: World record

Bib	Name	Country	Categ.	Preliminary	Final	Overall
1	(47) Radmilovic Jessica	USA	MP2 F	3.00/37	3.00/37	987.80
2	(25) Le Sausse Delphine	FRA	MP3 F	4.00/43	4.00/43	949.49
3	(14) Sidman Belinda	AUS	MP3 F	3.00/49 inner	2.00/49 inner	227.27
4	(36) Antonsson Elsie	SWE	MP3 F	3.00/43 inner		166.67
5	(19) Baerg Ashley	CAN	MP3 F	4.00/40 inner		141.41
6	(45) Mccauley Megan	USA	MP2 F	3.00/28 inner		18.29

Seated Division Men Slalom Results

Homologation: World record

Bib	Name	Country	Categ.	Preliminary	Final	Overall
1	(3) De Maria Pietro	ITA	MP2 M	3.00/43	3.00/43	1000.00
2	(48) Ray Joe	USA	MP2 M	2.00/40	1.00/40	919.54
3	(40) Guzman Chad	USA	MP3 M	2.50/46	5.00/46	896.23
4	(7) Pagnini Emanuele	ITA	MP3 M	2.00/49	3.00/46	924.53
5	(1) Azzalini Fabrizio	ITA	MP3 M	3.25/43	2.50/46	872.64
6	(12) Hoyle Darryl	AUS	MP3 M	3.00/43	3.00/43	820.75
7	(27) Prunty Eamonn	IRL	MP3 M	1.00/43	3.00/43	820.75
8	(24) Guillon Emmanuel	FRA	MP3 M	0.00/37	2.00/37	698.11
8	(41) Hager Eli	USA	MP3 M	0.00/37	2.00/37	698.11
10	(34) Poulsen Glenn	NOR	MP2 M	1.00/49 inner	1.25/46 inner	212.64
11	(46) Parks Robbie	USA	MP2 M	2.25/46 inner	0.00/46 inner	185.34
12	(39) Furbish Bill	USA	MP1 M	3.00/55/18 in	5.50/31 inner	910.71
13	(15) Wintle Scott	AUS	MP2 M	2.00/46 inner		183.91
14	(11) Hills Jason	AUS	MP2 M	3.00/43 inner		155.17
15	(20) Barnes Nolan	CAN	MP2 M	1.00/43 inner		143.68
16	(17) Magalhaes Thomaz	BRA	MP2 M	1.00/40 inner		109.20
17	(31) Van Veldhuisen Wim	NED	MP3 M	4.00/40 inner		103.77
18	(8) Riva Claudio	ITA	MP3 M	3.00/31 inner		14.15
19	(29) Pop Roger	NED	MP2 M	1.00/31 inner		5.75
20	(37) Aguilar-Poggetto Connor	USA	MP3 M	0.00/31 inner		
20	(18) Andrews Pete	CAN	MP2 M	0.00/31 inner		
20	(38) Carter Dave	USA	MP2 M	0.00/31 inner		

Standing Division Ladies Slalom Results

Homologation: World record

Bib	Name	Country	Categ.	Preliminary	Final	Overall
1	(26) Ellis Claire	GBR	AL2 F	2.00/28 inner	2.00/40	1042.42
2	(32) Bergh Dot Elisabeth	NOR	AL2 F	2.00/46 inner	4.00/43 inner	230.30


Standing Division Men Slalom Results

Homologation: World record

Bib	Name	Country	Categ.	Preliminary	Final	Overall
1	(30) Van Der Ploeg Toon	NED	A M	2.50/55/18.25	4.00/55/18.25	806.20
2	(5) Lanthaler Christain	ITA	L M	4.50/55/18.25	3.00/55/18.25	700.00
3	(42) Hancock Jeff	USA	L M	3.00/55/18.25	0.50/52	680.00
4	(10) Brown Bushy	AUS	A M	3.50/40		333.33
5	(22) Tuck Gord	CAN	L M	5.50/31		73.33
6	(13) Mcdonald Jamie	AUS	AL1 M	5.50/31 inner		63.95





Vision Impaired Division Ladies Audio Slalom Results

Homologation: World record

Bib	Name	Country	Categ.	Preliminary	Final	Overall
1	(44) Mawby Katie	USA 	V23 F	5.50/55/18.25	2.00/52	772.73







Vision Impaired Division Men Audio Slalom Results

Homologation: World record

Bib	Name	Country	Categ.	Preliminary	Final	Overall
1	(2) Cassioli Daniele	ITA 	V1 M	0.00/58/12.00	4.00/58/12.00	953.49
2	(9) Riva Uber	ITA 	V1 M	5.50/58/18.25	2.00/58/18.25	691.86
3	(33) Gulbrandsen Bjorn	NOR 	V1 M	1.00/55/18.25		569.77
4	(21) Riehl Ryan	CAN 	V23 M	3.50/31		40.70






















Seated Division Ladies Tricks Results

Homologation: World record

Bib	Name	Country	Categ.	Preliminary	Final	Overall
1	(47) Radmilovic Jessica	USA 	MP2 F	860.0	860.0	1102.56
2	(25) Le Sausse Delphine	FRA 	MP3 F	1430.0	1350.0	1067.16
3	(19) Baerg Ashley	CAN 	MP3 F	560.0	740.0	552.24
4	(36) Antonsson Elsie	SWE 	MP3 F	540.0		402.99
5	(45) Mccauley Megan	USA 	MP2 F	260.0		333.33
6	(14) Sidman Belinda	AUS 	MP3 F	410.0		305.97


Seated Division Men Tricks Results

Homologation: World record

Bib	Name	Country	Categ.	Preliminary	Final	Overall
1	(28) Font Jorge	MEX 	MP1 M	860.0	880.0	1073.17
2	(39) Furbish Bill	USA 	MP1 M	560.0	780.0	951.22
3	(41) Hager Eli	USA 	MP3 M	1220.0	1180.0	835.62
4	(40) Guzman Chad	USA 	MP3 M	1180.0	1180.0	808.22
5	(15) Wintle Scott	AUS 	MP2 M	590.0	760.0	752.48
6	(8) Riva Claudio	ITA 	MP3 M	980.0	1020.0	698.63
7	(27) Prunty Eamonn	IRL 	MP3 M	1440.0	990.0	986.30
8	(37) Aguilar-Poggetto Connor	USA 	MP3 M	1100.0	890.0	753.42
9	(24) Guillon Emmanuel	FRA 	MP3 M	1300.0	800.0	890.41
10	(12) Hoyle Darryl	AUS 	MP3 M	960.0	800.0	657.53
11	(34) Poulsen Glenn	NOR 	MP2 M	580.0	540.0	574.26
12	(48) Ray Joe	USA 	MP2 M	610.0	530.0	603.96
13	(29) Pop Roger	NED 	MP2 M	580.0	180.0	574.26
14	(3) De Maria Pietro	ITA 	MP2 M	580.0		574.26
15	(31) Van Veldhuijsen Wim	NED 	MP3 M	760.0		520.55
16	(7) Pagnini Emanuele	ITA 	MP3 M	670.0		458.90
17	(38) Carter Dave	USA 	MP2 M	450.0		445.54
18	(20) Barnes Nolan	CAN 	MP2 M	360.0		356.44
19	(18) Andrews Pete	CAN 	MP2 M	200.0		198.02
20	(46) Parks Robbie	USA 	MP2 M	160.0		158.42
21	(11) Hills Jason	AUS 	MP2 M	140.0		138.61





Standing Division Ladies Tricks Results

Homologation: World record

Bib	Name	Country	Categ.	Preliminary	Final	Overall
1	(26) Ellis Claire	GBR 	AL2 F	1830.0	1910.0	1130.18


Standing Division Men Tricks Results

Homologation: World record

Bib	Name	Country	Categ.	Preliminary	Final	Overall
1	(30) Van Der Ploeg Toon	NED 	A M	1620	1720	707.82
2	(6) Onorato Jeff	ITA 	A M	1720	1560	707.82
3	(13) Mcdonald Jamie	AUS 	AL1 M	90.0		562.50
4	(10) Brown Bushy	AUS 	A M	660		271.60





Vision Impaired Division Ladies Tricks Results

Homologation: World record

Bib	Name	Country	Categ.	Preliminary	Final	Overall
1	(44) Mawby Katie	USA 	V23 F	540	730	695.24





Vision Impaired Division Men Tricks Results

Homologation: World record

Bib	Name	Country	Categ.	Preliminary	Final	Overall
1	(2) Cassioli Daniele	ITA 	V1 M	1540	1630	1086.67
2	(9) Riva Uber	ITA 	V1 M	970	780	646.67
3	(33) Gulbrandsen Bjorn	NOR 	V1 M	890		593.33
4	(21) Riehl Ryan	CAN 	V23 M	550		225.41

















Seated Division Ladies Jump Results

Homologation: World record

Bib	Name	Country	Categ.	Preliminary	Final	Overall
1	(19) Baerg Ashley	CAN 	MP3 F	16.0m (52ft)	16.5m (54ft)	953.76
2	(25) Le Sausse Delphine	FRA 	MP3 F	14.6m (48ft)	12.3m (40ft)	843.93
3	(47) Radmilovic Jessica	USA 	MP2 F	13.3m (44ft)		768.79
4	(45) Mccauley Megan	USA 	MP2 F	12.9m (42ft)		745.66


Seated Division Men Jump Results

Homologation: World record

Bib	Name	Country	Categ.	Preliminary	Final	Overall
1	(15) Wintle Scott	AUS 	MP2 M	18.6m (61ft)	20.5m (67ft)	944.70
2	(18) Andrews Pete	CAN 	MP2 M	17.3m (57ft)	19.1m (63ft)	880.18
3	(7) Pagnini Emanuele	ITA 	MP3 M	21.6m (71ft)	22.9m (75ft)	870.72
4	(34) Poulsen Glenn	NOR 	MP2 M	16.3m (53ft)	17.9m (59ft)	824.88
5	(12) Hoyle Darryl	AUS 	MP3 M	20.1m (66ft)	20.9m (69ft)	794.68
6	(46) Parks Robbie	USA 	MP2 M	13.5m (44ft)	16.3m (53ft)	751.15
7	(27) Prunty Eamonn	IRL 	MP3 M	16.0m (52ft)	19.4m (64ft)	737.64
8	(41) Hager Eli	USA 	MP3 M	14.9m (49ft)	15.0m (49ft)	570.34
9	(37) Aguilar-Poggetto Connor	USA 	MP3 M	14.6m (48ft)		555.13
10	(40) Guzman Chad	USA 	MP3 M	14.5m (48ft)		551.33
11	(20) Barnes Nolan	CAN 	MP2 M	11.2m (37ft)		516.13
12	(29) Pop Roger	NED 	MP2 M	10.9m (36ft)		502.30
13	(31) Van Veldhuisen Wim	NED 	MP3 M	12.8m (42ft)		486.69
14	(8) Riva Claudio	ITA 	MP3 M	12.5m (41ft)		475.29
15	(11) Hills Jason	AUS 	MP2 M	0.0m (0ft)		
15	(48) Ray Joe	USA 	MP2 M	0.0m (0ft)		




Standing Division Ladies Jump Results

Homologation: World record

Bib	Name	Country	Categ.	Preliminary	Final	Overall
1	(26) Ellis Claire	GBR 	AL2 F	8.1m (27ft)	8.5m (28ft)	1700.00


Standing Division Men Jump Results

Homologation: World record

Bib	Name	Country	Categ.	Preliminary	Final	Overall
1	(13) Mcdonald Jamie	AUS 	AL1 M	5.4m (18ft)	5.3m (17ft)	931.03
2	(30) Van Der Ploeg Toon	NED 	A M	26.9m (88ft)	28.8m (94ft)	878.05
3	(5) Lanthaler Christain	ITA 	L M	18.6m (61ft)		657.24






Vision Impaired Division Ladies Jump Results

Homologation: World record





Bib	Name	Country	Categ.	Preliminary	Final	Overall
1	(44) Mawby Katie	USA 	V23 F	11.6m (38ft)	13.9m (46ft)	767.96

Vision Impaired Division Men Jump Results













Homologation: World record

Bib	Name	Country	Categ.	Preliminary	Final	Overall
1	(2) Cassioli Daniele	ITA 	V1 M	15.9m (52ft)	16.1m (53ft)	763.03
2	(4) Di Pilato Tomaso	ITA 	V1 M	13.4m (44ft)	15.2m (50ft)	720.38
3	(33) Gulbrandsen Bjorn	NOR 	V1 M	13.7m (45ft)	14.9m (49ft)	706.16
4	(9) Riva Uber	ITA 	V1 M	12.9m (42ft)		611.37
5	(21) Riehl Ryan	CAN 	V23 M	13.4m (44ft)		598.21

Seated Division Ladies Overall Results

Bib	Name	Country	Categ.	Slalom	Tricks	Jump	Overall
1	(25) Le Sausse Delphine	FRA 	MP3 F	949.49	1067.16	843.93	2860.58
2	(47) Radmilovic Jessica	USA 	MP2 F	987.80	1102.56	768.79	2859.15
3	(19) Baerg Ashley	CAN 	MP3 F	141.41	552.24	953.76	1647.41
4	(45) Mccauley Megan	USA 	MP2 F	18.29	333.33	745.66	1097.28



Seated Division Men Overall Results

Bib	Name	Country	Categ.	Slalom	Tricks	Jump	Overall
1	(27) Prunty Eamonn	IRL 	MP3 M	820.75	986.30	737.64	2544.69
2	(12) Hoyle Darryl	AUS 	MP3 M	820.75	657.53	794.68	2272.96
3	(40) Guzman Chad	USA 	MP3 M	896.23	808.22	551.33	2255.78
4	(7) Pagnini Emanuele	ITA 	MP3 M	924.53	458.90	870.72	2254.15
5	(41) Hager Eli	USA 	MP3 M	698.11	835.62	570.34	2104.07
6	(15) Wintle Scott	AUS 	MP2 M	183.91	752.48	944.70	1881.09
7	(34) Poulsen Glenn	NOR 	MP2 M	212.64	574.26	824.88	1611.78
8	(8) Riva Claudio	ITA 	MP3 M	14.15	698.63	475.29	1188.07
9	(31) Van Veldhuisen Wim	NED 	MP3 M	103.77	520.55	486.69	1111.01
10	(46) Parks Robbie	USA 	MP2 M	185.34	158.42	751.15	1094.91
11	(29) Pop Roger	NED 	MP2 M	5.75	574.26	502.30	1082.31
12	(20) Barnes Nolan	CAN 	MP2 M	143.68	356.44	516.13	1016.25


Standing Division Overall Ladies Results

Bib	Name	Country	Categ.	Slalom	Tricks	Jump	Overall
1	(26) Ellis Claire	GBR 	AL2 F	1042.42	1130.18	1700.00	3872.60





Standing Division Men Overall Results

Bib	Name	Country	Categ.	Slalom	Tricks	Jump	Overall
1	(30) Van Der Ploeg Toon	NED 	A M	806.20	707.82	878.05	2392.07
2	(13) Mcdonald Jamie	AUS 	AL1 M	63.95	562.50	931.03	1557.48







Vision Impaired Division Ladies Overall Results

Bib	Name	Country	Categ.	Slalom	Tricks	Jump	Overall
1	(44) Mawby Katie	USA 	V23 F	772.73	695.24	767.96	2235.93



















Vision Impaired Division Men Overall Results

Bib	Name	Country	Categ.	Slalom	Tricks	Jump	Overall
1	(2) Cassioli Daniele	ITA 	V1 M	953.49	1086.67	763.03	2803.19
2	(9) Riva Uber	ITA 	V1 M	691.86	646.67	611.37	1949.90
3	(33) Gulbrandsen Bjorn	NOR 	V1 M	569.77	593.33	706.16	1869.26
4	(21) Riehl Ryan	CAN 	V23 M	40.70	225.41	598.21	864.32

Women Overall Results

Bib	Name	Country	Categ.	Slalom	Tricks	Jump	Overall
1	(26) Ellis Claire	GBR 	AL2 F	1042.42	1130.18	1700.00	3872.60
2	(25) Le Sausse Delphine	FRA 	MP3 F	949.49	1067.16	843.93	2860.58
3	(47) Radmilovic Jessica	USA 	MP2 F	987.80	1102.56	768.79	2859.15
4	(44) Mawby Katie	USA 	V23 F	772.73	695.24	767.96	2235.93
5	(19) Baerg Ashley	CAN 	MP3 F	141.41	552.24	953.76	1647.41
6	(45) Mccauley Megan	USA 	MP2 F	18.29	333.33	745.66	1097.28

Men Overall Results

Bib	Name	Country	Categ.	Slalom	Tricks	Jump	Overall
1	(2) Cassioli Daniele	ITA 	V1 M	953.49	1086.67	763.03	2803.19
2	(27) Prunty Eamonn	IRL 	MP3 M	820.75	986.30	737.64	2544.69
3	(30) Van Der Ploeg Toon	NED 	A M	806.20	707.82	878.05	2392.07
4	(12) Hoyle Darryl	AUS 	MP3 M	820.75	657.53	794.68	2272.96
5	(40) Guzman Chad	USA 	MP3 M	896.23	808.22	551.33	2255.78
6	(7) Pagnini Emanuele	ITA 	MP3 M	924.53	458.90	870.72	2254.15
7	(41) Hager Eli	USA 	MP3 M	698.11	835.62	570.34	2104.07
8	(9) Riva Uber	ITA 	V1 M	691.86	646.67	611.37	1949.90
9	(15) Wintle Scott	AUS 	MP2 M	183.91	752.48	944.70	1881.09
10	(33) Gulbrandsen Bjorn	NOR 	V1 M	569.77	593.33	706.16	1869.26
11	(34) Poulsen Glenn	NOR 	MP2 M	212.64	574.26	824.88	1611.78
12	(13) Mcdonald Jamie	AUS 	AL1 M	63.95	562.50	931.03	1557.48
13	(8) Riva Claudio	ITA 	MP3 M	14.15	698.63	475.29	1188.07
14	(31) Van Veldhuijsen Wim	NED 	MP3 M	103.77	520.55	486.69	1111.01
15	(46) Parks Robbie	USA 	MP2 M	185.34	158.42	751.15	1094.91
16	(29) Pop Roger	NED 	MP2 M	5.75	574.26	502.30	1082.31
17	(20) Barnes Nolan	CAN 	MP2 M	143.68	356.44	516.13	1016.25
18	(21) Riehl Ryan	CAN 	V23 M	40.70	225.41	598.21	864.32

Chief Judge
Mike WrennHomologator
Paul GoosensScorer
Larry Downes