
















2018 IWWF World Barefoot Water Ski Championships

12-18 August 2018






























Open Ladies Slalom Results

Homologation: World record

	Name	Country	Categ.	Prelims	Semi-final	Final	Overall
1	STEBBEINGS Ashleigh	AUS 	Ope F	17.00	16.70	16.80	1000.00
2	GROEN Georgia	NZL 	Ope F	15.50	14.70	15.40	911.76
3	FITCH Brooke	NZL 	Ope F	14.80	15.20	15.00	894.12
4	YOUNGBLOOD Alex	*USA 	Ope F	12.90	13.60	14.00	823.53
5	MCCAULEY Lexi	USA 	Ope F	13.50	14.00	9.60	823.53
6	LINTON Sarah	*NZL 	Ope F	11.00	12.30		723.53
7	KIRSCH Steffi	GER 	Ope F	10.00	11.40		670.59
8	MOYNES MEYER Becky	CAN 	Ope F	10.70	11.30		664.71
9	EHLERS Lauren	*USA 	Ope F	9.80	9.50		576.47
10	LARSON JONES Teri	*USA 	Ope F	8.70			511.76
11	HEMPELMANN Svenja	GER 	Ope F	7.70			452.94
12	AIMONE Paola	ITA 	Ope F	6.20			364.71
13	DUAN Zhenkun	CHN 	Ope F	0.40			23.53
14	XU Lu	CHN 	Ope F	0.10			5.88
15	YU Meiling	CHN 	Ope F	0.00			


Open Men Slalom Results

Homologation: World record

	Name	Country	Categ.	Prelims	Semi-final	Final	Overall
1	SMALL David	GBR 	Ope M	19.60	19.80	20.00	956.94
2	ST. ONGE Keith	USA 	Ope M	20.20	20.90	19.90	1000.00
3	DERRY Keenan	AUS 	Ope M	19.40	19.80	19.30	947.37
4	SANDS Brett	AUS 	Ope M	17.90	18.80	18.30	899.52
5	GERARD Jackson	USA 	Ope M	19.80	19.80	13.00	947.37
6	LEE Jason	USA 	Ope M	18.20	18.30		875.60
7	O'NEILL Peter	AUS 	Ope M	16.60	18.20		870.81
8	GROEN Ben	NZL 	Ope M	17.60	17.80		851.67
9	LOVATO Joe	*USA 	Ope M	16.80	17.10		818.18
10	SCHAW Hugo	NZL 	Ope M	16.60	16.60		794.26
11	STORMAN Brice	*USA 	Ope M	16.20	15.90		775.12
12	ROGERS Connor	*AUS 	Ope M	16.10	15.00		770.33
13	ALLEN Brem	CAN 	Ope M	16.00			765.55
13	FRANKS Ben	AUS 	Ope M	16.00			765.55
15	CARUSO Michael	USA 	Ope M	15.60			746.41
15	FARRELL William	*USA 	Ope M	15.60			746.41
17	CROTEAU Gordie	CAN 	Ope M	15.20			727.27
18	LEEN James	*NZL 	Ope M	15.10			722.49
19	LEIGH William	NZL 	Ope M	15.00			717.70
20	HEAP Tom	GBR 	Ope M	14.80			708.13
20	WEEKES George	CAN 	Ope M	14.80			708.13
22	KANAWYER Jerry	*USA 	Ope M	13.40			641.15
23	MOYES Ricky	GBR 	Ope M	13.00			622.01
24	EHLERS Landen	USA 	Ope M	12.40			593.30
25	MUSSANO RIBALDONE Filippo	ITA 	Ope M	12.20			583.73
26	WALTER Logan	*USA 	Ope M	12.10			578.95
27	BRUNET Marcel	CAN 	Ope M	11.80			564.59
28	SCHWARTZ Don	CAN 	Ope M	11.00			526.32
29	MARRINAN Chris	AUS 	Ope M	7.00			334.93
30	YANG Gang	CHN	Ope M	6.00			287.08
31	TIAN Ye	CHN	Ope M	5.50			263.16


















2018 IWWF World Barefoot Water Ski Championships

12-18 August 2018

	Name	Country	Categ.	Prelims	Semi-final	Final	Overall
32	WILLIAMSSON Simon	SWE 	Ope M	5.20			248.80



























Open Ladies Tricks Results

Homologation: World record

	Name	Country	Categ.	Prelims	Semi-final	Final	Overall
1	STEBBEINGS Ashleigh	AUS 	Ope F	4500	9450	8400	1000.00
2	GROEN Georgia	NZL 	Ope F	3650	5350	5650	597.88
3	MCCAULEY Lexi	USA 	Ope F	5950	5000	3600	629.63
4	YOUNGBLOOD Alex	*USA 	Ope F	3000	2550	2800	317.46
5	MOYNES MEYER Becky	CAN 	Ope F	2900	2610	2150	306.88
6	FITCH Brooke	NZL 	Ope F	2400	2850		301.59
7	LINTON Sarah	*NZL 	Ope F	2180	2080		230.69
8	KIRSCH Steffi	GER 	Ope F	1630	1970		208.47
9	LARSON JONES Teri	*USA 	Ope F	1450	1850		195.77
10	EHLERS Lauren	*USA 	Ope F	2230	1480		235.98
11	STENSON Ryleigh	*USA 	Ope F	1350			142.86
12	HEMPELMANN Svenja	GER 	Ope F	900			95.24
13	AIMONE Paola	ITA 	Ope F	720			76.19
14	GILMAN Betsy	*USA 	Ope F	400			42.33
15	DUAN Zhenkun	CHN 	Ope F	160			16.93
16	XU Lu	CHN 	Ope F	110			11.64
17	YU Meiling	CHN 	Ope F	50			5.29

Open Men Tricks Results

Homologation: World record











	Name	Country	Categ.	Prelims	Semi-final	Final	Overall
1	GERARD Jackson	USA 	Ope M	12200	7900	12750	955.06
2	GROEN Ben	NZL 	Ope M	10430	10130	11330	848.69
3	ST. ONGE Keith	USA 	Ope M	11750	11850	10530	887.64
4	SMALL David	GBR 	Ope M	13350	8700	9850	1000.00
5	DERRY Keenan	AUS 	Ope M	10500	9250	8300	786.52
6	ALLEN Brem	CAN 	Ope M	7350	8150		610.49
7	O'NEILL Peter	AUS 	Ope M	6400	7730		579.03
8	SANDS Brett	AUS 	Ope M	5200	7100		531.84
9	FRANKS Ben	AUS 	Ope M	4800	6100		456.93
10	ROGERS Connor	*AUS 	Ope M	7200	3100		539.33
11	LEIGH William	NZL 	Ope M	4850	2700		363.30
12	WEEKES George	CAN 	Ope M	4700	2000		352.06
13	LEE Jason	USA 	Ope M	4680			350.56
14	SCHAW Hugo	NZL 	Ope M	4600			344.57
15	HEAP Tom	GBR 	Ope M	3900			292.13
16	SCHWARTZ Don	CAN 	Ope M	2550			191.01
17	CARUSO Michael	USA 	Ope M	2300			172.28
18	WILLIAMSSON Simon	SWE 	Ope M	2150			161.05
19	BRUNET Marcel	CAN 	Ope M	2000			149.81
20	CROTEAU Gordie	CAN 	Ope M	1900			142.32
21	MOYES Ricky	GBR 	Ope M	1500			112.36
22	TIAN Ye	CHN 	Ope M	1460			109.36
23	YANG Gang	CHN 	Ope M	1370			102.62
24	MUSSANO RIBALDONE Filippo	ITA 	Ope M	1210			90.64
25	MARRINAN Chris	AUS 	Ope M	1200			89.89
26	EHLERS Landen	USA 	Ope M	1000			74.91

2018 IWWF World Barefoot Water Ski Championships

12-18 August 2018





























Open Ladies Jump Results

Homologation: World record



	Name	Country	Categ.	Prelims	Semi-final	Final	Overall
1	GROEN Georgia	NZL 	Ope F	21.8m (72ft)	20.3m (67ft)	20.4m (67ft)	995.43
2	STEBBEINGS Ashleigh	AUS 	Ope F	20.9m (69ft)	21.9m (72ft)	19.6m (64ft)	1000.00
3	MOYNES MEYER Becky	CAN 	Ope F	12.3m (40ft)	12.2m (40ft)	13.7m (45ft)	625.57
4	FITCH Brooke	NZL 	Ope F	11.3m (37ft)	11.9m (39ft)	11.3m (37ft)	543.38
5	MCCAULEY Lexi	USA 	Ope F	10.5m (34ft)	11.4m (37ft)	10.9m (36ft)	520.55
6	KIRSCH Steffi	GER 	Ope F	10.5m (34ft)	10.6m (35ft)		484.02
7	LINTON Sarah	*NZL 	Ope F	10.3m (34ft)	10.0m (33ft)		470.32
8	YOUNGBLOOD Alex	*USA 	Ope F	9.7m (32ft)	9.8m (32ft)		447.49
9	HEMPELMANN Svenja	GER 	Ope F	9.2m (30ft)			420.09
10	AIMONE Paola	ITA 	Ope F	7.4m (24ft)			337.90

Open Men Jump Results

Homologation: World record
















	Name	Country	Categ.	Prelims	Semi-final	Final	Overall
1	SMALL David	GBR 	Ope M	25.6m (84ft)	26.4m (87ft)	25.6m (84ft)	988.76
2	DERRY Keenan	AUS 	Ope M	26.7m (88ft)	25.6m (84ft)	24.9m (82ft)	1000.00
3	ST. ONGE Keith	USA 	Ope M	24.2m (79ft)	25.2m (83ft)	24.9m (82ft)	943.82
4	FRANKS Ben	AUS 	Ope M	25.6m (84ft)	23.9m (78ft)	24.8m (81ft)	958.80
5	RUSSO Tee-Jay	*AUS 	Ope M	25.9m (85ft)	26.2m (86ft)	24.7m (81ft)	981.27
6	HEAPS Tom	GBR 	Ope M	24.5m (80ft)	25.2m (83ft)		943.82
7	O'NEILL Peter	AUS 	Ope M	24.4m (80ft)	24.5m (80ft)		917.60
8	GROEN Mitch	NZL 	Ope M	24.7m (81ft)	24.1m (79ft)		925.09
9	SCHAW Hugo	NZL 	Ope M	24.8m (81ft)	23.9m (78ft)		928.84
10	MUSSANO RIBALDONE Filippo	ITA 	Ope M	24.4m (80ft)	23.3m (76ft)		913.86
11	GROEN Ben	NZL 	Ope M	24.8m (81ft)	23.2m (76ft)		928.84
12	GERARD Jackson	USA 	Ope M	24.5m (80ft)	22.8m (75ft)		917.60
13	AARTSEN JR. Evert	FIN 	Ope M	24.2m (79ft)			906.37
14	ROGERS Connor	*AUS 	Ope M	23.8m (78ft)			891.39
15	KELLY Bevan	*NZL 	Ope M	23.7m (78ft)			887.64
16	CARUSO Michael	USA 	Ope M	23.5m (77ft)			880.15
17	ALLEN Brem	CAN 	Ope M	22.4m (73ft)			838.95
18	WEEKES George	CAN 	Ope M	21.8m (72ft)			816.48
19	SANDS Brett	AUS 	Ope M	21.5m (71ft)			805.24
20	MESKERS Brody	*USA 	Ope M	20.6m (68ft)			771.54
21	LEIGH William	NZL 	Ope M	20.2m (66ft)			756.55
22	CROTEAU Gordie	CAN 	Ope M	17.9m (59ft)			670.41
23	TIAN Ye	CHN 	Ope M	12.6m (41ft)			471.91
24	SCHWARTZ Don	CAN 	Ope M	9.6m (31ft)			359.55
25	YANG Gang	CHN 	Ope M	8.9m (29ft)			333.33
26	LEE Jason	USA 	Ope M	0.00m (0ft)			
26	MARRINAN Chris	AUS 	Ope M	0.00m (0ft)			
26	MOYES Ricky	GBR 	Ope M	0.00m (0ft)			

Open Ladies Overall Results




































	Name	Country	Categ.	Slalom	Tricks	Jump	Overall
1	STEBBEINGS Ashleigh	AUS 	Ope F	1000.00	1000.00	1000.00	3000.00
2	GROEN Georgia	NZL 	Ope F	911.76	597.88	995.43	2505.07

2018 IWWF World Barefoot Water Ski Championships

12-18 August 2018



	Name	Country	Categ.	Slalom	Tricks	Jump	Overall
3	MCCAULEY Lexi	USA 	Ope F	823.53	629.63	520.55	1973.71
4	FITCH Brooke	NZL 	Ope F	894.12	301.59	543.38	1739.09
5	MOYNES MEYER Becky	CAN 	Ope F	664.71	306.88	625.57	1597.16
6	YOUNGBLOOD Alex	*USA 	Ope F	823.53	317.46	447.49	1588.48
7	LINTON Sarah	*NZL 	Ope F	723.53	230.69	470.32	1424.54
8	KIRSCH Steffi	GER 	Ope F	670.59	208.47	484.02	1363.08
9	HEMPELMANN Svenja	GER 	Ope F	452.94	95.24	420.09	968.27
10	EHLERS Lauren	*USA 	Ope F	576.47	235.98		812.45
11	AIMONE Paola	ITA 	Ope F	364.71	76.19	337.90	778.80
12	LARSON JONES Teri	*USA 	Ope F	511.76	195.77		707.53
13	STENSON Ryleigh	*USA 	Ope F		142.86		142.86
14	GILMAN Betsy	*USA 	Ope F		42.33		42.33
15	DUANZhenkun	CHN 	Ope F	23.53	16.93		40.46
16	XU Lu	CHN 	Ope F	5.88	11.64		17.52
17	YU Meiling	CHN 	Ope F		5.29		5.29

Open Men Overall Results

	Name	Country	Categ.	Slalom	Tricks	Jump	Overall
1	SMALL David	GBR 	Ope M	956.94	1000.00	988.76	2945.70
2	ST. ONGE Keith	USA 	Ope M	1000.00	887.64	943.82	2831.46
3	GERARD Jackson	USA 	Ope M	947.37	955.06	917.60	2820.03
4	DERRY Keenan	AUS 	Ope M	947.37	786.52	1000.00	2733.89
5	GROEN Ben	NZL 	Ope M	851.67	848.69	928.84	2629.20
6	O'NEILL Peter	AUS 	Ope M	870.81	579.03	917.60	2367.44
7	SANDS Brett	AUS 	Ope M	899.52	531.84	805.24	2236.60
8	ALLEN Brem	CAN 	Ope M	765.55	610.49	838.95	2214.99
9	ROGERS Connor	*AUS 	Ope M	770.33	539.33	891.39	2201.05
10	FRANKS Ben	AUS 	Ope M	765.55	456.93	958.80	2181.28
11	SCHAW Hugo	NZL 	Ope M	794.26	344.57	928.84	2067.67
12	HEAPS Tom	GBR 	Ope M	708.13	292.13	943.82	1944.08
13	WEEKES George	CAN 	Ope M	708.13	352.06	816.48	1876.67
14	LEIGH William	NZL 	Ope M	717.70	363.30	756.55	1837.55
15	CARUSO Michael	USA 	Ope M	746.41	172.28	880.15	1798.84
16	MUSSANO RIBALDONE Filippo	ITA 	Ope M	583.73	90.64	913.86	1588.23
17	CROTEAU Gordie	CAN 	Ope M	727.27	142.32	670.41	1540.00
18	LEE Jason	USA 	Ope M	875.60	350.56		1226.16
19	SCHWARTZ Don	CAN 	Ope M	526.32	191.01	359.55	1076.88
20	RUSSO Tee-Jay	*AUS 	Ope M			981.27	981.27
21	GROEN Mitch	NZL 	Ope M			925.09	925.09
22	AARTSEN JR. Evert	FIN 	Ope M			906.37	906.37
23	KELLY Bevan	*NZL 	Ope M			887.64	887.64
24	TIAN Ye	CHN 	Ope M	263.16	109.36	471.91	844.43
25	LOVATO Joe	*USA 	Ope M	818.18			818.18
26	STORMAN Brice	*USA 	Ope M	775.12			775.12
27	MESKERS Brody	*USA 	Ope M			771.54	771.54
28	FARRELL William	*USA 	Ope M	746.41			746.41
29	MOYES Ricky	GBR 	Ope M	622.01	112.36		734.37
30	YANG Gang	CHN 	Ope M	287.08	102.62	333.33	723.03
31	LEEN James	*NZL 	Ope M	722.49			722.49
32	BRUNET Marcel	CAN 	Ope M	564.59	149.81		714.40
33	EHLERS Landen	USA 	Ope M	593.30	74.91		668.21
34	KANAWYER Jerry	*USA 	Ope M	641.15			641.15
35	WALTER Logan	*USA 	Ope M	578.95			578.95














2018 IWWF World Barefoot Water Ski Championships

12-18 August 2018

	Name	Country	Categ.	Slalom	Tricks	Jump	Overall
36	MARRINAN Chris	AUS 	Ope M	334.93	89.89		424.82
37	WILLIAMSSON Simon	SWE 	Ope M	248.80	161.05		409.85

Junior 17 Girls Slalom Results

Homologation: World record

	Name	Country	Categ.	Prelims	Semi-final	Final	Overall
1	MCCAULEY Lexi	USA 	Jun F	8.00	14.20		1000.00
2	YOUNGBLOOD Alex	USA 	Jun F	11.20	14.00		985.92
3	MCCLUNG Elaina	AUS 	Jun F	7.60	10.10		711.27
4	FOSTER April	NZL 	Jun F	6.20	9.60		676.06
5	STENSON Ryleigh	*USA 	Jun F	7.20	8.20		577.46
6	EATON Sammi	*USA 	Jun F	5.50	6.10		429.58
7	VRANCX Celine	BEL 	Jun F	5.40	5.90		415.49
8	RATTALINO Chiara	ITA 	Jun F	5.70	3.40		401.41
9	ADAMS Megan	*USA 	Jun F	5.20			366.20
10	GASPARINI Matilde	ITA 	Jun F	5.10			359.15
11	RATTALINO Vittoria	*ITA 	Jun F	2.23			157.04
12	YU Meiling	CHN 	Jun F	0.50			35.21
13	XU Lu	CHN 	Jun F	0.00			








Junior Boys Slalom Results

Homologation: World record

	Name	Country	Categ.	Prelims	Semi-final	Final	Overall
1	STORMAN Brice	USA 	Jun M	15.70	17.00		885.42
2	RUSSO Tee-Jay	AUS 	Jun M	16.70	16.70		869.79
3	GERARD Jackson	USA 	Jun M	19.20	16.30		1000.00
4	EMMA Andrea	ITA 	Jun M	15.00	14.70		781.25
5	LEIGH William	NZL 	Jun M	15.00	14.50		781.25
6	SWANBOM Brett	*USA 	Jun M	11.30	12.30		640.62
7	BUCK Joel	AUS 	Jun M	11.90	11.10		619.79
8	SCOTT Chad	NZL 	Jun M	11.50	9.20		598.96
9	SOUSA Michael	*USA 	Jun M	10.50			546.88
10	GORRINO Gianluca	ITA 	Jun M	10.30			536.46
11	ELLIOT Cooper	AUS 	Jun M	8.80			458.33
12	KELLY Toby	NZL 	Jun M	8.50			442.71
13	GODDARD Nolan	CAN 	Jun M	4.13			215.10

Senior 1 Ladies Slalom Results

Homologation: World record




















	Name	Country	Categ.	Prelims	Semi-final	Final	Overall
1	NORMAND Rachel	USA 	Se1 F	14.20	13.50		1000.00
2	HEMPELMANN Svenja	GER 	Se1 F	12.10	11.00		852.11
3	KIRSCH Steffi	GER 	Se1 F	11.20	10.70		788.73
4	LARSON JONES Teri	USA 	Se1 F	9.10	8.00		640.85
5	DAVIS Katina	AUS 	Se1 F	7.90			556.34
6	GILMAN Betsy	*USA 	Se1 F	7.20			507.04
7	HALL-BOURNE Kim	CAN 	Se1 F	3.70			260.56

Senior 1 Men Slalom Results

2018 IWWF World Barefoot Water Ski Championships














12-18 August 2018

Homologation: World record

	Name	Country	Categ.	Prelims	Semi-final	Final	Overall
1	SANDS Brett	AUS 	Se1 M	18.00	18.60		1000.00
2	LEE Jason	USA 	Se1 M	17.80	18.10		973.12
3	MCWATTERS Chris	USA 	Se1 M	14.50	16.30		876.34
4	LOVATO Joe	*USA 	Se1 M	16.40	16.10		881.72
5	FARRELL William	*USA 	Se1 M	15.20	16.00		860.22
6	NYBERG Jim	SWE 	Se1 M	14.80	14.00		795.70
7	CROTEAU Gordie	CAN 	Se1 M	14.80	13.90		795.70
8	KANAWYER Jerry	*USA 	Se1 M	14.60	10.40		784.95
9	KELLY Bevan	NZL 	Se1 M	14.20			763.44
10	BAUMGARTNER Dan	*USA 	Se1 M	14.10			758.06
11	GROEN Fred	NZL 	Se1 M	14.00			752.69
12	GROEN Rob	NZL 	Se1 M	13.50			725.81
13	JORDAN Doug	*USA 	Se1 M	13.20			709.68
14	SCHWARTZ Don	CAN 	Se1 M	11.40			612.90
15	BRUNET Marcel	CAN 	Se1 M	11.30			607.53
16	TURNER Paul	GBR 	Se1 M	8.80			473.12
17	ANDERSSON Dennis	SWE 	Se1 M	6.65			357.53
18	SMITH Cameron	AUS 	Se1 M	5.00			268.82
19	SERRANO Gustavo	MEX 	Se1 M	3.05			163.98












Junior 17 Girls Tricks Results

Homologation: World record

	Name	Country	Categ.	Prelims	Semi-final	Final	Overall
1	MCCAULEY Lexi	USA 	Jun F	5100	6800		1000.00
2	YOUNGBLOOD Alex	USA 	Jun F	2550	2800		411.76
3	STENSON Ryleigh	*USA 	Jun F	1350	2150		316.18
4	MCCLUNG Elaina	AUS 	Jun F	2050	2100		308.82
5	FOSTER April	NZL 	Jun F	1960	2040		300.00
6	RATTALINO Chiara	ITA 	Jun F	1100	1320		194.12
7	VRANCX Celine	BEL 	Jun F	1330	1190		195.59
8	GASPARINI Matilde	ITA 	Jun F	1320	1160		194.12
9	ADAMS Megan	*USA 	Jun F	1100			161.76
10	EATON Sammi	*USA 	Jun F	970			142.65
11	RATTALINO Vittoria	*ITA 	Jun F	70			10.29
12	XU Lu	CHN 	Jun F	50			7.35
13	YU Meiling	CHN 	Jun F	0			





Junior Boys Tricks Results

Homologation: World record

	Name	Country	Categ.	Prelims	Semi-final	Final	Overall
1	GERARD Jackson	USA 	Jun M	5500	14050		1000.00
2	LEIGH William	NZL 	Jun M	2500	6300		448.40
3	EMMA Andrea	ITA 	Jun M	3600	6150		437.72
4	RUSSO Tee-Jay	AUS 	Jun M	4330	4400		313.17
5	BUCK Joel	AUS 	Jun M	2050	2750		195.73
6	SOUSA Michael	*USA 	Jun M	2010	2000		143.06
7	SWANBOM Brett	*USA 	Jun M	2500	1950		177.94
8	STORMAN Brice	USA 	Jun M	2700	1800		192.17
9	KELLY Toby	NZL 	Jun M	2000			142.35
10	CYR Orval	*USA 	Jun M	1840			130.96
11	OSBORN Ellis	*USA 	Jun M	1500			106.76








2018 IWWF World Barefoot Water Ski Championships

12-18 August 2018

	Name	Country	Categ.	Prelims	Semi-final	Final	Overall
12	SCOTT Chad	NZL 	Jun M	1460			103.91
13	ELLIOT Cooper	AUS 	Jun M	1070			76.16
14	GORRINO Gianluca	ITA 	Jun M	1020			72.60
15	GODDARD Nolan	CAN 	Jun M	660			46.98





















Senior 1 Ladies Tricks Results

Homologation: World record

	Name	Country	Categ.	Prelims	Semi-final	Final	Overall
1	NORMAND Rachel	USA 	Se1 F	2370	2400		1000.00
2	KIRSCH Steffi	GER 	Se1 F	1580	1970		820.83
3	HEMPELMANN Svenja	GER 	Se1 F	1380	1800		750.00
4	LARSON JONES Teri	USA 	Se1 F	1750	750		729.17
5	HALL-BOURNE Kim	CAN 	Se1 F	1050			437.50
6	DAVIS Katina	AUS 	Se1 F	1000			416.67
7	GILMAN Betsy	*USA 	Se1 F	600			250.00









Senior 1 Men Tricks Results

Homologation: World record

	Name	Country	Categ.	Prelims	Semi-final	Final	Overall
1	SANDS Brett	AUS 	Se1 M	5600	6180		953.70
2	FARRELL William	*USA 	Se1 M	3480	4380		675.93
3	LEE Jason	USA 	Se1 M	6480	3730		1000.00
4	KAUFMAN Rich	*USA 	Se1 M	2650	2480		408.95
5	NYBERG Jim	SWE 	Se1 M	2600	2300		401.23
6	KANAWYER Jerry	*USA 	Se1 M	4000	2050		617.28
7	SCHWARTZ Don	CAN 	Se1 M	2400	1830		370.37
8	BAUMGARTNER Dan	*USA 	Se1 M	3080	650		475.31
9	MCWATTERS Chris	USA 	Se1 M	2300			354.94
10	EHLERS Blake	*USA 	Se1 M	2120			327.16
11	KELLY Bevan	NZL 	Se1 M	2100			324.07
11	LOVATO Joe	*USA 	Se1 M	2100			324.07
13	CROTEAU Gordie	CAN 	Se1 M	2010			310.19
14	JORDAN Doug	*USA 	Se1 M	1990			307.10
15	BRUNET Marcel	CAN 	Se1 M	1950			300.93
16	MCCAULEY Mark	*USA 	Se1 M	1720			265.43
17	SMITH Cameron	AUS 	Se1 M	1550			239.20
18	TURNER Paul	GBR 	Se1 M	1350			208.33
19	SERRANO Gustavo	MEX 	Se1 M	350			54.01
20	ANDERSSON Dennis	SWE 	Se1 M	120			18.52

Junior 17 Girls Jump Results

Homologation: World record









	Name	Country	Categ.	Prelims	Semi-final	Final	Overall
1	YOUNGBLOOD Alex	USA 	Jun F	8.8m (29ft)	12.0m (39ft)		1000.00
2	MCCAULEY Lexi	USA 	Jun F	9.8m (32ft)	11.4m (37ft)		950.00
3	STENSON Ryleigh	*USA 	Jun F	8.5m (28ft)	8.5m (28ft)		708.33
4	FOSTER April	NZL 	Jun F	8.2m (27ft)	8.2m (27ft)		683.33
5	GASPARINI Matilde	ITA 	Jun F	7.0m (23ft)			583.33
6	MCCLUNG Elaina	AUS 	Jun F	6.7m (22ft)			558.33
7	VRANCX Celine	BEL 	Jun F	6.2m (20ft)			516.67
8	RATTALINO Chiara	ITA 	Jun F	0.00m (0ft)			

2018 IWWF World Barefoot Water Ski Championships

12-18 August 2018







Junior Boys Jump Results

Homologation: World record

	Name	Country	Categ.	Prelims	Semi-final	Final	Overall
1	RUSSO Tee-Jay	AUS 	Jun M	26.0m (85ft)	25.6m (84ft)		1000.00
2	GERARD Jackson	USA 	Jun M	23.4m (77ft)	23.1m (76ft)		900.00
3	LEIGH William	NZL 	Jun M	19.1m (63ft)	21.5m (71ft)		826.92
4	ELLIOT Cooper	AUS 	Jun M	17.8m (58ft)	18.8m (62ft)		723.08
5	EMMA Andrea	ITA 	Jun M	13.5m (44ft)			519.23
6	STORMAN Brice	USA 	Jun M	10.9m (36ft)			419.23
7	BUCK Joel	AUS 	Jun M	9.8m (32ft)			376.92
8	SCOTT Chad	NZL 	Jun M	7.9m (26ft)			303.85



















Senior 1 Ladies Jump Results

Homologation: World record



	Name	Country	Categ.	Prelims	Semi-final	Final	Overall
1	NORMAND Rachel	USA 	Se1 F	11.4m (37ft)	11.4m (37ft)		1000.00
2	KIRSCH Steffi	GER 	Se1 F	10.0m (33ft)	9.8m (32ft)		877.19
3	HEMPELMANN Svenja	GER 	Se1 F	8.1m (27ft)	7.6m (25ft)		710.53
4	LARSON JONES Teri	USA 	Se1 F	8.5m (28ft)	7.2m (24ft)		745.61
5	DAVIS Katina	AUS 	Se1 F	7.5m (25ft)			657.89
6	GILMAN Betsy	*USA 	Se1 F	6.4m (21ft)			561.40

Senior 1 Men Jump Results

Homologation: World record












	Name	Country	Categ.	Prelims	Semi-final	Final	Overall
1	LEE Jason	USA 	Se1 M	23.1m (76ft)	23.5m (77ft)		1000.00
2	KELLY Bevan	NZL 	Se1 M	23.5m (77ft)	23.2m (76ft)		1000.00
3	NYBERG Jim	SWE 	Se1 M	20.3m (67ft)	21.6m (71ft)		919.15
4	SMITH Cameron	AUS 	Se1 M	19.5m (64ft)	20.7m (68ft)		880.85
5	SANDS Brett	AUS 	Se1 M	21.7m (71ft)	20.4m (67ft)		923.40
6	CROTEAU Gordie	CAN 	Se1 M	18.8m (62ft)	18.3m (60ft)		800.00
7	GROEN Fred	NZL 	Se1 M	18.7m (61ft)	18.1m (59ft)		795.74
8	MCWATTERS Chris	USA 	Se1 M	18.2m (60ft)	17.7m (58ft)		774.47
9	BAUMGARTNER Dan	*USA 	Se1 M	17.8m (58ft)			757.45
10	JORDAN Doug	*USA 	Se1 M	15.5m (51ft)			659.57
11	FRIEDLE Eric	*USA 	Se1 M	11.0m (36ft)			468.09
12	KANAWYER Jerry	*USA 	Se1 M	10.7m (35ft)			455.32
12	MCCAULEY Mark	*USA 	Se1 M	10.7m (35ft)			455.32
14	TURNER Paul	GBR 	Se1 M	9.6m (31ft)			408.51
15	SCHWARTZ Don	CAN 	Se1 M	9.3m (31ft)			395.74
16	LOVATO Joe	*USA 	Se1 M	9.2m (30ft)			391.49
17	EHLERS Blake	*USA 	Se1 M	8.9m (29ft)			378.72
18	STONE Lee	*USA 	Se1 M	8.4m (28ft)			357.45

Junior 17 Girls Overall Results
















	Name	Country	Categ.	Slalom	Tricks	Jump	Overall
1	MCCAULEY Lexi	USA 	Jun F	1000.00	1000.00	950.00	2950.00
2	YOUNGBLOOD Alex	USA 	Jun F	985.92	411.76	1000.00	2397.68

2018 IWWF World Barefoot Water Ski Championships








12-18 August 2018

	Name	Country	Categ.	Slalom	Tricks	Jump	Overall
3	FOSTER April	NZL 	Jun F	676.06	300.00	683.33	1659.39
4	STENSON Ryleigh	*USA 	Jun F	577.46	316.18	708.33	1601.97
5	MCCLUNG Elaina	AUS 	Jun F	711.27	308.82	558.33	1578.42
6	GASPARINI Matilde	ITA 	Jun F	359.15	194.12	583.33	1136.60
7	VRANCX Celine	BEL 	Jun F	415.49	195.59	516.67	1127.75
8	RATTALINO Chiara	ITA 	Jun F	401.41	194.12		595.53
9	EATON Sammi	*USA 	Jun F	429.58	142.65		572.23
10	ADAMS Megan	*USA 	Jun F	366.20	161.76		527.96
11	RATTALINO Vittoria	*ITA 	Jun F	157.04	10.29		167.33
12	YU Meiling	CHN 	Jun F	35.21			35.21
13	XU Lu	CHN 	Jun F		7.35		7.35







Junior Boys Overall Results

	Name	Country	Categ.	Slalom	Tricks	Jump	Overall
1	GERARD Jackson	USA 	Jun M	1000.00	1000.00	900.00	2900.00
2	RUSSO Tee-Jay	AUS 	Jun M	869.79	313.17	1000.00	2182.96
3	LEIGH William	NZL 	Jun M	781.25	448.40	826.92	2056.57
4	EMMA Andrea	ITA 	Jun M	781.25	437.72	519.23	1738.20
5	STORMAN Brice	USA 	Jun M	885.42	192.17	419.23	1496.82
6	ELLIOT Cooper	AUS 	Jun M	458.33	76.16	723.08	1257.57
7	BUCK Joel	AUS 	Jun M	619.79	195.73	376.92	1192.44
8	SCOTT Chad	NZL 	Jun M	598.96	103.91	303.85	1006.72
9	SWANBOM Brett	*USA 	Jun M	640.62	177.94		818.56
10	SOUSA Michael	*USA 	Jun M	546.88	143.06		689.94
11	GORRINO Gianluca	ITA 	Jun M	536.46	72.60		609.06
12	KELLY Toby	NZL 	Jun M	442.71	142.35		585.06
13	GODDARD Nolan	CAN 	Jun M	215.10	46.98		262.08
14	CYR Orval	*USA 	Jun M		130.96		130.96
15	OSBORN Ellis	*USA 	Jun M		106.76		106.76

Senior 1 Ladies Overall Results



















	Name	Country	Categ.	Slalom	Tricks	Jump	Overall
1	NORMAND Rachel	USA 	Se1 F	1000.00	1000.00	1000.00	3000.00
2	KIRSCH Steffi	GER 	Se1 F	788.73	820.83	877.19	2486.75
3	HEMPELMANN Svenja	GER 	Se1 F	852.11	750.00	710.53	2312.64
4	LARSON JONES Teri	USA 	Se1 F	640.85	729.17	745.61	2115.63
5	DAVIS Katina	AUS 	Se1 F	556.34	416.67	657.89	1630.90
6	GILMAN Betsy	*USA 	Se1 F	507.04	250.00	561.40	1318.44
7	HALL-BOURNE Kim	CAN 	Se1 F	260.56	437.50		698.06

Senior 1 Men Overall Results

	Name	Country	Categ.	Slalom	Tricks	Jump	Overall
1	LEE Jason	USA 	Se1 M	973.12	1000.00	1000.00	2973.12
2	SANDS Brett	AUS 	Se1 M	1000.00	953.70	923.40	2877.10
3	NYBERG Jim	SWE 	Se1 M	795.70	401.23	919.15	2116.08
4	KELLY Bevan	NZL 	Se1 M	763.44	324.07	1000.00	2087.51
5	MCWATTERS Chris	USA 	Se1 M	876.34	354.94	774.47	2005.75
6	BAUMGARTNER Dan	*USA 	Se1 M	758.06	475.31	757.45	1990.82

2018 IWWF World Barefoot Water Ski Championships

12-18 August 2018

	Name	Country	Categ.	Slalom	Tricks	Jump	Overall
7	CROTEAU Gordie	CAN 	Se1 M	795.70	310.19	800.00	1905.89
8	KANAWYER Jerry	*USA 	Se1 M	784.95	617.28	455.32	1857.55
9	JORDAN Doug	*USA 	Se1 M	709.68	307.10	659.57	1676.35
10	LOVATO Joe	*USA 	Se1 M	881.72	324.07	391.49	1597.28
11	GROEN Fred	NZL 	Se1 M	752.69		795.74	1548.43
12	FARRELL William	*USA 	Se1 M	860.22	675.93		1536.15
13	SMITH Cameron	AUS 	Se1 M	268.82	239.20	880.85	1388.87
14	SCHWARTZ Don	CAN 	Se1 M	612.90	370.37	395.74	1379.01
15	TURNER Paul	GBR 	Se1 M	473.12	208.33	408.51	1089.96
16	BRUNET Marcel	CAN 	Se1 M	607.53	300.93		908.46
17	GROEN Rob	NZL 	Se1 M	725.81			725.81
18	MCCAULEY Mark	*USA 	Se1 M		265.43	455.32	720.75
19	EHLERS Blake	*USA 	Se1 M		327.16	378.72	705.88
20	FRIEDLE Eric	*USA 	Se1 M			468.09	468.09
21	KAUFMAN Rich	*USA 	Se1 M		408.95		408.95
22	ANDERSSON Dennis	SWE 	Se1 M	357.53	18.52		376.05
23	STONE Lee	*USA 	Se1 M			357.45	357.45
24	SERRANO Gustavo	MEX 	Se1 M	163.98	54.01		217.99

Chief Judge

Homologator

Chief Scorer

MANN Oscar 'Foot'

STEBBEINGS Ashley

MOWDAY Claire