











Sub Junior Girls Slalom Results

Homologation: National record

	Name	Club	Categ.	Round 1	Round 2	Overall
1	Jack Lindsie	QLD 	-14 F	3.60	3.73	1000.00
2	Keen Elle	NSW 	-14 F	3.50	3.25	938.34
3	Tresidder Isabelle	NSW 	-14 F	2.35	2.13	630.03







Sub Junior Boys Slalom Results

Homologation: National record

	Name	Club	Categ.	Round 1	Round 2	Overall
1	Hogan Harry	VIC 	-14 M	9.80	10.30	1000.00
2	Duncan Toby	QLD 	-14 M	8.50	8.40	825.24
3	Hanckel Gerry	NSW 	-14 M	6.45	8.33	808.74
4	Wait Riley	NSW 	-14 M	7.50	7.63	740.78
5	Peebles Ayden	VIC 	-14 M	3.25	3.95	383.50
6	Peebles Zeke	VIC 	-14 M	3.13	2.95	303.88
7	Hanckel Archie	NSW 	-14 M	1.90	2.78	269.90














Junior Girls Slalom Results

Homologation: National record

	Name	Club	Categ.	Round 1	Round 2	Overall
1	Peebles Zali	VIC 	Jun F	6.20	7.60	987.01
2	Hicks Macey	VIC 	Jun F	7.70	7.40	1000.00
3	Peebles Macy	VIC 	Jun F	5.75	5.88	763.64
4	Keen Charlotte	NSW 	Jun F	3.13	3.65	474.03
5	Hogan Emily	VIC 	Jun F	3.23	3.50	454.55
6	Duncan Zohie	QLD 	Jun F	2.25	2.63	341.56




Junior Boys Slalom Results

Homologation: National record

	Name	Club	Categ.	Round 1	Round 2	Overall
1	Ball Fletcher	VIC 	Jun M	8.60	14.60	1000.00
2	Bryce Cody	QLD 	Jun M	12.50	14.10	965.75
3	Raglus Mike	NSW 	Jun M	13.40	13.30	917.81
4	Buck Joel	VIC 	Jun M	12.30	13.20	904.11
5	Tresidder Lachlan	NSW 	Jun M	11.00	11.80	808.22
6	Roberts Thomas	VIC 	Jun M	8.40	10.30	705.48
7	Sorraghan Ben	VIC 	Jun M	7.70	9.30	636.99
8	Pain Zac	QLD 	Jun M	6.30	6.85	469.18
9	Humphreys Robbie	VIC 	Jun M	2.10	6.68	457.53
10	Shearer Harrison	VIC 	Jun M	5.83	6.45	441.78
11	Birch Coen	QLD 	Jun M	4.35	5.70	390.41
12	Thomas Harvey	VIC 	Jun M	3.18	3.25	222.60
13	Clarke Sammy	QLD 	Jun M	2.50	2.83	193.84








Open Pro Women Slalom Results

Homologation: National record

	Name	Club	Categ.	Round 1	Round 2	Overall
1	Stebbeings Ashleigh	QLD 	Pro F	16.80	16.70	1000.00
2	Mclung Elaina	NSW 	Pro F	10.60	11.10	660.71
3	Blank Kelly	QLD 	Pro F	7.10	9.60	571.43


Open Pro Men Slalom Results

Homologation: National record

	Name	Club	Categ.	Round 1	Round 2	Overall
1	Derry Keenan	QLD 	Pro M	12.80	19.20	1000.00
2	Derry Ken	NSW 	Pro M	17.90	19.00	989.58
3	Sands Brett	VIC 	Pro M	18.00	18.80	979.17
4	Paige Brendan	QLD 	Pro M	16.20	17.20	895.83
5	Rogers Connor	NSW 	Pro M	15.30	17.20	895.83
6	Franks Ben	SA 	Pro M	14.70	16.20	843.75
7	Van Den Heuval Luke	QLD 	Pro M	16.70	11.50	869.79







Open 1 Men Slalom Results

Homologation: National record

	Name	Club	Categ.	Round 1	Round 2	Overall
1	Keleher Michael	QLD 	Op1 M	8.30	12.20	1000.00







Open 2 Women Slalom Results

Homologation: National record

	Name	Club	Categ.	Round 1	Round 2	Overall
1	Tresidder Katrina	NSW 	Op2 F	6.50	6.45	1000.00
2	Bryce Teagan	QLD 	Op2 F	3.60	3.85	592.31
3	Vaughan Emma	SA 	Op2 F	0.50	3.03	466.15
4	Hanckel Lisa	NSW 	Op2 F	1.33	1.55	238.46
5	Gathercole Wendy	QLD 	Op2 F	0.63	0.93	143.08
6	Armour Hannah	SA 	Op2 F	0.38	0.48	73.85












Open 2 Men Slalom Results





Homologation: National record

	Name	Club	Categ.	Round 1	Round 2	Overall
1	Wait Christian	NSW 	Op2 M	9.50	9.10	959.60
2	Blank Kai	QLD 	Op2 M	8.20	9.00	909.09
3	Flack Caylum	QLD 	Op2 M	6.85	7.08	715.15
4	Wait Robbie	NSW 	Op2 M	9.90	6.20	1000.00
5	Keen Gary	NSW 	Op2 M	9.20	6.20	929.29
6	Bell Sam	NSW 	Op2 M	7.75	6.10	782.83

Open 3 Men Slalom Results



Homologation: National record

	Name	Club	Categ.	Round 1	Round 2	Overall
1	Jefferay Mark	NSW 	Op3 M	7.45	7.25	1000.00
2	Flack Ethan	QLD 	Op3 M	6.60	7.10	953.02
3	Howie Anthony	SA 	Op3 M	5.10	5.88	789.26
4	Anderson Justin	WA 	Op3 M	5.43	5.63	755.70
5	Brook Ryan	NSW 	Op3 M	5.85	5.50	785.23
6	Melling Michael	QLD 	Op3 M	3.85	3.85	516.78
7	Grigoropolous Luke	VIC 	Op3 M	3.70	3.85	516.78
8	Andreatta Matt	NSW 	Op3 M	3.75	3.60	503.36
9	Shearer Bradley	VIC 	Op3 M	3.23	3.25	436.24
10	Duncan David	QLD 	Op3 M	2.63	3.13	420.13
11	Blank Jeff	QLD 	Op3 M	3.13	2.98	420.13
12	Rogers Adam	SA 	Op3 M	3.13	2.80	420.13
13	Sorraghan Tim	VIC 	Op3 M	2.55	2.50	342.28

	Name	Club	Categ.	Round 1	Round 2	Overall
14	Herriot Peter	SA 	Op3 M	0.93	1.73	232.21
15	Armour Jacob	SA 	Op3 M	4.50	1.53	604.03
16	Bubner Hamish	SA 	Op3 M	1.65	1.50	221.48
17	Johnson Daryl	QLD 	Op3 M	0.00		





Senior Women Slalom Results

Homologation: National record

	Name	Club	Categ.	Round 1	Round 2	Overall
1	Davis Katina	QLD 	Sen F	9.10	10.80	1000.00
2	Gibson Donna	NSW 	Sen F	10.80	10.70	1000.00












Senior Men Slalom Results

Homologation: National record

	Name	Club	Categ.	Round 1	Round 2	Overall
1	Blackford Clifton	QLD 	Sen M	13.80	15.20	1000.00
2	Sullivan Dion	VIC 	Sen M	14.80	14.20	973.68
3	Darcy Steve	QLD 	Sen M	10.30	10.50	690.79
4	Roberts Peter	VIC 	Sen M	10.20	10.40	684.21

Veteran Men Slalom Results

Homologation: National record

	Name	Club	Categ.	Round 1	Round 2	Overall
1	Gathercole Danny	QLD 	Vet M	8.50	9.70	1000.00
2	Tresidder Ian	NSW 	Vet M	7.20	8.50	876.29
3	Murray Kevin	NSW 	Vet M	6.33	7.63	786.60
4	Franks Peter	SA 	Vet M	6.00	6.60	680.41
5	Chattaway Brendon	NSW 	Vet M	7.10	6.35	731.96
6	Rogers Dennis	NSW 	Vet M	3.63	5.83	601.03
7	Hanckel Ronnie	NSW 	Vet M	5.00	5.45	561.86
8	Harries Paul	NSW 	Vet M	3.90	5.03	518.56
9	Bryce Paul	QLD 	Vet M	3.73	3.85	396.91
10	Widdison Chris	NSW 	Vet M	2.93	3.60	371.13
11	Armour Gary	SA 	Vet M	3.43	3.58	369.07




Veteran 1 Men Slalom Results

Homologation: National record

	Name	Club	Categ.	Round 1	Round 2	Overall
1	Davis Geoff	WA 	Ve1 M	8.00	8.10	975.90
2	Parsons Mark	NSW 	Ve1 M	8.30	7.80	1000.00
3	Homan Gary	QLD 	Ve1 M	5.33	5.85	704.82
4	Knight John	QLD 	Ve1 M	3.60	3.43	433.73
5	Wilson Bruce	TAS 	Ve1 M	1.75	1.80	216.87




Veteran 3 Men Slalom Results

Homologation: National record

	Name	Club	Categ.	Round 1	Round 2	Overall
1	Sullivan Brian	VIC 	Ve3 M	7.40	7.25	1000.00
2	Hutcheon Bruce	VIC 	Ve3 M	2.00	4.08	551.35
3	Delaport Barry	WA 	Ve3 M	7.00	2.05	945.95








Sub Junior Girls Tricks Results

Homologation: National record

	Name	Club	Categ.	Round 1	Round 2	Overall
1	Keen Elle	NSW 	-14 F	700	710	1000.00
2	Jack Lindsie	QLD 	-14 F	600	610	859.15
3	Tresidder Isabelle	NSW 	-14 F	250	270	380.28







Sub Junior Boys Tricks Results

Homologation: National record

	Name	Club	Categ.	Round 1	Round 2	Overall
1	Hanckel Gerry	NSW 	-14 M	450	1150	676.47
2	Peebles Zeke	VIC 	-14 M	870	920	541.18
3	Hogan Harry	VIC 	-14 M	1700	850	1000.00
4	Wait Riley	NSW 	-14 M	780	780	458.82
5	Hanckel Archie	NSW 	-14 M	530	730	429.41
6	Peebles Ayden	VIC 	-14 M	650	570	382.35
7	Duncan Toby	QLD 	-14 M	900	500	529.41














Junior Girls Tricks Results

Homologation: National record

	Name	Club	Categ.	Round 1	Round 2	Overall
1	Peebles Zali	VIC 	Jun F	1800	1950	1000.00
2	Hicks Macey	VIC 	Jun F	1150	1410	723.08
3	Peebles Macy	VIC 	Jun F	660	940	482.05
4	Keen Charlotte	NSW 	Jun F	970	920	497.44
5	Duncan Zohie	QLD 	Jun F	350	510	261.54
6	Hogan Emily	VIC 	Jun F	290	320	164.10




Junior Boys Tricks Results

Homologation: National record

	Name	Club	Categ.	Round 1	Round 2	Overall
1	Buck Joel	VIC 	Jun M	3500	2650	1000.00
2	Bryce Cody	QLD 	Jun M	2350	2550	728.57
3	Ball Fletcher	VIC 	Jun M	3410	2300	974.29
4	Sorraghan Ben	VIC 	Jun M	2970	2300	848.57
5	Raglus Mike	NSW 	Jun M	2250	2080	642.86
6	Tresidder Lachlan	NSW 	Jun M	1650	1870	534.29
7	Roberts Thomas	VIC 	Jun M	1650	1800	514.29
8	Shearer Harrison	VIC 	Jun M	1050	1070	305.71
9	Thomas Harvey	VIC 	Jun M	980	1000	285.71
10	Pain Zac	QLD 	Jun M	930	930	265.71
11	Humphreys Robbie	VIC 	Jun M	890	860	254.29
12	Birch Coen	QLD 	Jun M	250	630	180.00
13	Clarke Sammy	QLD 	Jun M	310	290	88.57








Open Pro Women Tricks Results

Homologation: National record

	Name	Club	Categ.	Round 1	Round 2	Overall
1	Stebbeings Ashleigh	QLD 	Pro F	5350	8690	1000.00
2	Mcclung Elaina	NSW 	Pro F	2250	2400	276.18
3	Blank Kelly	QLD 	Pro F	1600	1390	184.12


Open Pro Men Tricks Results

Homologation: National record

	Name	Club	Categ.	Round 1	Round 2	Overall
1	Derry Keenan	QLD 	Pro M	9850	10950	1000.00
2	Paige Brendan	QLD 	Pro M	10500	9750	958.90
3	Rogers Connor	NSW 	Pro M	2810	6950	634.70
4	Franks Ben	SA 	Pro M	4830	6030	550.68
5	Sands Brett	VIC 	Pro M	5000	4180	456.62
6	Derry Ken	NSW 	Pro M	2760	3060	279.45
7	Van Den Heuval Luke	QLD 	Pro M	2100	1600	191.78







Open 1 Men Tricks Results

Homologation: National record

	Name	Club	Categ.	Round 1	Round 2	Overall
1	Keleher Michael	QLD 	Op1 M	1900	2410	1000.00







Open 2 Women Tricks Results

Homologation: National record

	Name	Club	Categ.	Round 1	Round 2	Overall
1	Tresidder Katrina	NSW 	Op2 F	360	820	1000.00
2	Bryce Teagan	QLD 	Op2 F	600	550	731.71
3	Vaughan Emma	SA 	Op2 F	200	350	426.83
4	Hanckel Lisa	NSW 	Op2 F	140	140	170.73
5	Armour Hannah	SA 	Op2 F	80	80	97.56
6	Gathercole Wendy	QLD 	Op2 F	0		


















Open 2 Men Tricks Results

Homologation: National record

	Name	Club	Categ.	Round 1	Round 2	Overall
1	Keen Gary	NSW 	Op2 M	1200	1180	882.35
2	Wait Robbie	NSW 	Op2 M	760	1110	816.18
3	Blank Kai	QLD 	Op2 M	1180	1100	867.65
4	Flack Caylum	QLD 	Op2 M	1080	1100	808.82
5	Bell Sam	NSW 	Op2 M	1200	1000	882.35
6	Wait Christian	NSW 	Op2 M	1360	800	1000.00



Open 3 Men Tricks Results

Homologation: National record

	Name	Club	Categ.	Round 1	Round 2	Overall
1	Howie Anthony	SA 	Op3 M	1000	1140	1000.00
2	Flack Ethan	QLD 	Op3 M	870	850	763.16
3	Armour Jacob	SA 	Op3 M	530	740	649.12
4	Anderson Justin	WA 	Op3 M	250	710	622.81
5	Melling Michael	QLD 	Op3 M	600	660	578.95
6	Shearer Bradley	VIC 	Op3 M	510	560	491.23
7	Brook Ryan	NSW 	Op3 M	530	500	464.91
8	Jefferay Mark	NSW 	Op3 M	580	480	508.77
9	Andreatta Matt	NSW 	Op3 M	400	480	421.05
10	Rogers Adam	SA 	Op3 M	550	450	482.46
11	Johnson Daryl	QLD 	Op3 M	270	360	315.79
12	Grigoropoulos Luke	VIC 	Op3 M	300	350	307.02
13	Blank Jeff	QLD 	Op3 M	120	170	149.12
14	Bubner Hamish	SA 	Op3 M	90	140	122.81
15	Sorraghan Tim	VIC 	Op3 M	150	120	131.58
16	Herriot Peter	SA 	Op3 M	140	90	122.81
17	Duncan David	QLD 	Op3 M	0		





Senior Women Tricks Results

Homologation: National record

	Name	Club	Categ.	Round 1	Round 2	Overall
1	Davis Katina	QLD 	Sen F	2010	1980	1000.00
2	Gibson Donna	NSW 	Sen F	1960	1550	975.12












Senior Men Tricks Results

Homologation: National record

	Name	Club	Categ.	Round 1	Round 2	Overall
1	Blackford Clifton	QLD 	Sen M	2650	2250	1000.00
2	Roberts Peter	VIC 	Sen M	2390	1810	901.89
3	Darcy Steve	QLD 	Sen M	1910	1640	720.75
4	Sullivan Dion	VIC 	Sen M	1550	1150	584.91






Veteran Men Tricks Results

Homologation: National record

	Name	Club	Categ.	Round 1	Round 2	Overall
1	Gathercole Danny	QLD 	Vet M	1750	1850	1000.00
2	Chattaway Brendon	NSW 	Vet M	1160	1180	637.84
3	Murray Kevin	NSW 	Vet M	1120	1140	616.22
4	Tresidder Ian	NSW 	Vet M	1000	1080	583.78
5	Harries Paul	NSW 	Vet M	1130	710	610.81
6	Franks Peter	SA 	Vet M	1110	610	600.00
7	Bryce Paul	QLD 	Vet M	410	480	259.46
8	Hanckel Ronnie	NSW 	Vet M	490	470	264.86
9	Rogers Dennis	NSW 	Vet M	460	430	248.65
10	Armour Gary	SA 	Vet M	500	390	270.27
11	Widdison Chris	NSW 	Vet M	200	320	172.97




Veteran 1 Men Tricks Results

Homologation: National record

	Name	Club	Categ.	Round 1	Round 2	Overall
1	Parsons Mark	NSW 	Ve1 M	1480	1150	1000.00
2	Davis Geoff	WA 	Ve1 M	380	830	560.81
3	Homan Gary	QLD 	Ve1 M	530	700	472.97
4	Knight John	QLD 	Ve1 M	420	390	283.78
5	Wilson Bruce	TAS 	Ve1 M	330	210	222.97


Veteran 3 Men Tricks Results

Homologation: National record

	Name	Club	Categ.	Round 1	Round 2	Overall
1	Sullivan Brian	VIC 	Ve3 M	1260	1310	1000.00
2	Delaport Barry	WA 	Ve3 M	680	490	519.08
3	Hutcheon Bruce	VIC 	Ve3 M	260	200	198.47



Sub Junior Boys Jump Results

Homologation: National record

	Name	Club	Categ.	Round 1	Round 2	Overall
1	Hogan Harry	VIC 	-14 M	0.00m		










Junior Girls Jump Results

Homologation: National record

	Name	Club	Categ.	Round 1	Round 2	Overall
1	Hicks Macey	VIC 	Jun F	8.6m	10.0m	1000.00
2	Peebles Zali	VIC 	Jun F	8.8m	8.7m	880.00




Junior Boys Jump Results

Homologation: National record

	Name	Club	Categ.	Round 1	Round 2	Overall
1	Tresidder Lachlan	NSW 	Jun M	20.0m	20.6m	1000.00
2	Sorraghan Ben	VIC 	Jun M	17.7m	19.1m	927.18
3	Bryce Cody	QLD 	Jun M	19.1m	18.3m	927.18
4	Raglus Mike	NSW 	Jun M	12.8m	15.6m	757.28
5	Ball Fletcher	VIC 	Jun M	11.9m	10.5m	577.67
6	Roberts Thomas	VIC 	Jun M	12.4m	10.2m	601.94
7	Shearer Harrison	VIC 	Jun M	7.3m	9.2m	446.60
8	Buck Joel	VIC 	Jun M	9.7m	0.00m	470.87
9	Humphreys Robbie	VIC 	Jun M	0.00m		








Open Pro Women Jump Results

Homologation: National record

	Name	Club	Categ.	Round 1	Round 2	Overall
1	Stebbeings Ashleigh	QLD 	Pro F	18.9m	20.2m	1000.00
2	Blank Kelly	QLD 	Pro F	9.7m	8.8m	480.20
3	Mcclung Elaina	NSW 	Pro F	7.9m	8.3m	410.89


Open Pro Men Jump Results

Homologation: National record

	Name	Club	Categ.	Round 1	Round 2	Overall
1	Derry Keenan	QLD 	Pro M	24.5m	27.2m	1000.00
2	Rogers Connor	NSW 	Pro M	22.9m	24.1m	886.03
3	Franks Ben	SA 	Pro M	24.1m	24.0m	886.03
4	Paige Brendan	QLD 	Pro M	22.4m	23.6m	867.65
5	Van Den Heuval Luke	QLD 	Pro M	23.7m	23.1m	871.32
6	Sands Brett	VIC 	Pro M	20.9m	20.7m	768.38
7	Derry Ken	NSW 	Pro M	18.2m	20.5m	753.68





Open 1 Men Jump Results

Homologation: National record

	Name	Club	Categ.	Round 1	Round 2	Overall
1	Keleher Michael	QLD 	Op1 M	5.9m	10.2m	1000.00



Open 2 Men Jump Results

Homologation: National record

	Name	Club	Categ.	Round 1	Round 2	Overall
1	Wait Robbie	NSW 	Op2 M	6.0m	9.0m	1000.00
2	Bell Sam	NSW 	Op2 M	7.6m	8.8m	977.78
3	Wait Christian	NSW 	Op2 M	8.5m	8.6m	955.56
4	Blank Kai	QLD 	Op2 M	8.2m	7.7m	911.11





Senior Women Jump Results

Homologation: National record




	Name	Club	Categ.	Round 1	Round 2	Overall
1	Gibson Donna	NSW 	Sen F	10.0m	11.1m	1000.00
2	Davis Katina	QLD 	Sen F	7.8m	7.4m	702.70

Senior Men Jump Results








Homologation: National record

	Name	Club	Categ.	Round 1	Round 2	Overall
1	Sullivan Dion	VIC 	Sen M	18.1m	20.7m	1000.00
2	Blackford Clifton	QLD 	Sen M	12.6m	19.1m	922.71
3	Darcy Steve	QLD 	Sen M	9.4m	10.7m	516.91
4	Roberts Peter	VIC 	Sen M	10.5m	9.4m	507.25







Sub Junior Girls Overall Results

	Name	Club	Categ.	Slalom	Tricks	Jump	Overall
1	Keen Elle	NSW 	-14 F	938.34	1000.00		1938.34
2	Jack Lindsie	QLD 	-14 F	1000.00	859.15		1859.15
3	Tresidder Isabelle	NSW 	-14 F	630.03	380.28		1010.31






Sub Junior Boys Overall Results









	Name	Club	Categ.	Slalom	Tricks	Jump	Overall
1	Hogan Harry	VIC 	-14 M	1000.00	1000.00		2000.00
2	Hanckel Gerry	NSW 	-14 M	808.74	676.47		1485.21
3	Duncan Toby	QLD 	-14 M	825.24	529.41		1354.65
4	Wait Riley	NSW 	-14 M	740.78	458.82		1199.60
5	Peebles Zeke	VIC 	-14 M	303.88	541.18		845.06
6	Peebles Ayden	VIC 	-14 M	383.50	382.35		765.85
7	Hanckel Archie	NSW 	-14 M	269.90	429.41		699.31

Junior Girls Overall Results




	Name	Club	Categ.	Slalom	Tricks	Jump	Overall
1	Peebles Zali	VIC 	Jun F	987.01	1000.00	880.00	2867.01
2	Hicks Macey	VIC 	Jun F	1000.00	723.08	1000.00	2723.08
3	Peebles Macy	VIC 	Jun F	763.64	482.05		1245.69
4	Keen Charlotte	NSW 	Jun F	474.03	497.44		971.47
5	Hogan Emily	VIC 	Jun F	454.55	164.10		618.65
6	Duncan Zohie	QLD 	Jun F	341.56	261.54		603.10

Junior Boys Overall Results








	Name	Club	Categ.	Slalom	Tricks	Jump	Overall
1	Bryce Cody	QLD 	Jun M	965.75	728.57	927.18	2621.50
2	Ball Fletcher	VIC 	Jun M	1000.00	974.29	577.67	2551.96
3	Sorraghan Ben	VIC 	Jun M	636.99	848.57	927.18	2412.74
4	Buck Joel	VIC 	Jun M	904.11	1000.00	470.87	2374.98
5	Tresidder Lachlan	NSW 	Jun M	808.22	534.29	1000.00	2342.51

	Name	Club	Categ.	Slalom	Tricks	Jump	Overall
6	Raglus Mike	NSW 	Jun M	917.81	642.86	757.28	2317.95
7	Roberts Thomas	VIC 	Jun M	705.48	514.29	601.94	1821.71
8	Shearer Harrison	VIC 	Jun M	441.78	305.71	446.60	1194.09
9	Pain Zac	QLD 	Jun M	469.18	265.71		734.89
10	Humphreys Robbie	VIC 	Jun M	457.53	254.29		711.82
11	Birch Coen	QLD 	Jun M	390.41	180.00		570.41
12	Thomas Harvey	VIC 	Jun M	222.60	285.71		508.31
13	Clarke Sammy	QLD 	Jun M	193.84	88.57		282.41


Open Pro Women Overall Results

	Name	Club	Categ.	Slalom	Tricks	Jump	Overall
1	Stebbeings Ashleigh	QLD 	Pro F	1000.00	1000.00	1000.00	3000.00
2	Mcclung Elaina	NSW 	Pro F	660.71	276.18	410.89	1347.78
3	Blank Kelly	QLD 	Pro F	571.43	184.12	480.20	1235.75







Open Pro Men Overall Results

	Name	Club	Categ.	Slalom	Tricks	Jump	Overall
1	Derry Keenan	QLD 	Pro M	1000.00	1000.00	1000.00	3000.00
2	Paige Brendan	QLD 	Pro M	895.83	958.90	867.65	2722.38
3	Rogers Connor	NSW 	Pro M	895.83	634.70	886.03	2416.56
4	Franks Ben	SA 	Pro M	843.75	550.68	886.03	2280.46
5	Sands Brett	VIC 	Pro M	979.17	456.62	768.38	2204.17
6	Derry Ken	NSW 	Pro M	989.58	279.45	753.68	2022.71
7	Van Den Heuval Luke	QLD 	Pro M	869.79	191.78	871.32	1932.89







Open 1 Men Overall Results

	Name	Club	Categ.	Slalom	Tricks	Jump	Overall
1	Keleher Michael	QLD 	Op1 M	1000.00	1000.00	1000.00	3000.00


















Open 2 Women Overall Results

	Name	Club	Categ.	Slalom	Tricks	Jump	Overall
1	Tresidder Katrina	NSW 	Op2 F	1000.00	1000.00		2000.00
2	Bryce Teagan	QLD 	Op2 F	592.31	731.71		1324.02
3	Vaughan Emma	SA 	Op2 F	466.15	426.83		892.98
4	Hanckel Lisa	NSW 	Op2 F	238.46	170.73		409.19
5	Armour Hannah	SA 	Op2 F	73.85	97.56		171.41
6	Gathercole Wendy	QLD 	Op2 F	143.08			143.08



Open 2 Men Overall Results

	Name	Club	Categ.	Slalom	Tricks	Jump	Overall
1	Wait Christian	NSW 	Op2 M	959.60	1000.00	955.56	2915.16
2	Wait Robbie	NSW 	Op2 M	1000.00	816.18	1000.00	2816.18
3	Blank Kai	QLD 	Op2 M	909.09	867.65	911.11	2687.85
4	Bell Sam	NSW 	Op2 M	782.83	882.35	977.78	2642.96
5	Keen Gary	NSW 	Op2 M	929.29	882.35		1811.64
6	Flack Caylum	QLD 	Op2 M	715.15	808.82		1523.97





Open 3 Men Overall Results

	Name	Club	Categ.	Slalom	Tricks	Jump	Overall
1	Howie Anthony	SA 	Op3 M	789.26	1000.00		1789.26
2	Flack Ethan	QLD 	Op3 M	953.02	763.16		1716.18
3	Jefferay Mark	NSW 	Op3 M	1000.00	508.77		1508.77
4	Anderson Justin	WA 	Op3 M	755.70	622.81		1378.51
5	Armour Jacob	SA 	Op3 M	604.03	649.12		1253.15
6	Brook Ryan	NSW 	Op3 M	785.23	464.91		1250.14
7	Melling Michael	QLD 	Op3 M	516.78	578.95		1095.73
8	Shearer Bradley	VIC 	Op3 M	436.24	491.23		927.47
9	Andreatta Matt	NSW 	Op3 M	503.36	421.05		924.41
10	Rogers Adam	SA 	Op3 M	420.13	482.46		902.59
11	Grigoropoulos Luke	VIC 	Op3 M	516.78	307.02		823.80
12	Blank Jeff	QLD 	Op3 M	420.13	149.12		569.25
13	Sorraghan Tim	VIC 	Op3 M	342.28	131.58		473.86
14	Duncan David	QLD 	Op3 M	420.13			420.13
15	Herriot Peter	SA 	Op3 M	232.21	122.81		355.02
16	Bubner Hamish	SA 	Op3 M	221.48	122.81		344.29
17	Johnson Daryl	QLD 	Op3 M		315.79		315.79












Senior Women Overall Results

	Name	Club	Categ.	Slalom	Tricks	Jump	Overall
1	Gibson Donna	NSW 	Sen F	1000.00	975.12	1000.00	2975.12
2	Davis Katina	QLD 	Sen F	1000.00	1000.00	702.70	2702.70






Senior Men Overall Results

	Name	Club	Categ.	Slalom	Tricks	Jump	Overall
1	Blackford Clifton	QLD 	Sen M	1000.00	1000.00	922.71	2922.71
2	Sullivan Dion	VIC 	Sen M	973.68	584.91	1000.00	2558.59
3	Roberts Peter	VIC 	Sen M	684.21	901.89	507.25	2093.35
4	Darcy Steve	QLD 	Sen M	690.79	720.75	516.91	1928.45




Veteran Men Overall Results

	Name	Club	Categ.	Slalom	Tricks	Jump	Overall
1	Gathercole Danny	QLD 	Vet M	1000.00	1000.00		2000.00
2	Tresidder Ian	NSW 	Vet M	876.29	583.78		1460.07
3	Murray Kevin	NSW 	Vet M	786.60	616.22		1402.82
4	Chattaway Brendon	NSW 	Vet M	731.96	637.84		1369.80
5	Franks Peter	SA 	Vet M	680.41	600.00		1280.41
6	Harries Paul	NSW 	Vet M	518.56	610.81		1129.37
7	Rogers Dennis	NSW 	Vet M	601.03	248.65		849.68
8	Hanckel Ronnie	NSW 	Vet M	561.86	264.86		826.72
9	Bryce Paul	QLD 	Vet M	396.91	259.46		656.37
10	Armour Gary	SA 	Vet M	369.07	270.27		639.34
11	Widdison Chris	NSW 	Vet M	371.13	172.97		544.10

Veteran 1 Men Overall Results

	Name	Club	Categ.	Slalom	Tricks	Jump	Overall
1	Parsons Mark	NSW 	Ve1 M	1000.00	1000.00		2000.00
2	Davis Geoff	WA 	Ve1 M	975.90	560.81		1536.71
3	Homan Gary	QLD 	Ve1 M	704.82	472.97		1177.79
4	Knight John	QLD 	Ve1 M	433.73	283.78		717.51
5	Wilson Bruce	TAS 	Ve1 M	216.87	222.97		439.84

Veteran 3 Men Overall Results

	Name	Club	Categ.	Slalom	Tricks	Jump	Overall
1	Sullivan Brian	VIC 	Ve3 M	1000.00	1000.00		2000.00
2	Delaport Barry	WA 	Ve3 M	945.95	519.08		1465.03
3	Hutcheon Bruce	VIC 	Ve3 M	551.35	198.47		749.82