





Under 17 Girls Slalom Results

Homologation: Record capability

	Name	Country	Categ.	Round 1	Round 2	Overall
1	Keen Elle	AUS 	-17 F	12.60	12.90	1000.00
2	Earl Piper	AUS 	-17 F	5.50	8.30	643.41
3	Bird Izabella	AUS 	-17 F	2.80	4.25	329.46




Under 17 Boys Slalom Results

Homologation: Record capability

	Name	Country	Categ.	Round 1	Round 2	Overall
1	Hanckel Archie	AUS 	-17 M	10.30	11.80	967.21
2	Molford Mark	AUS 	-17 M	12.20	11.70	1000.00
3	Driscoll Rhys	AUS 	-17 M	9.90	10.50	860.66
4	Molford Justin	AUS 	-17 M	10.90	10.20	893.44
5	Peebles Zeke	AUS 	-17 M	9.70	9.40	795.08







Under 23 Women Slalom Results

Homologation: Record capability

	Name	Country	Categ.	Round 1	Round 2	Overall
1	Hicks Macey	AUS 	-23 F	11.60	11.70	1000.00
2	Kelly Meg	NZL 	-23 F	5.98	6.73	575.21
3	Mckenzie Emma	NZL 	-23 F	4.80	5.00	427.35



Under 23 Men Slalom Results

Homologation: Record capability

	Name	Country	Categ.	Round 1	Round 2	Overall
1	Roberts Thomas	AUS 	-23 M	14.30	15.00	986.84
2	Bryce Cody	AUS 	-23 M	15.20	14.90	1000.00
3	Kelly Toby	NZL 	-23 M	13.20	14.00	921.05
4	Hanckel Gerry	AUS 	-23 M	9.50	13.90	914.47
5	Duncan Toby	AUS 	-23 M	11.80	12.80	842.11
6	Rush Mitchell	NZL 	-23 M	11.00	10.20	723.68








Open Women Slalom Results

Homologation: Record capability

	Name	Country	Categ.	Round 1	Round 2	Overall
1	Mathis Georgia	NZL 	Ope F	16.20	16.40	1000.00
2	Mcclung Elaina	AUS 	Ope F	12.10	11.50	737.80



Open Men Slalom Results

Homologation: Record capability

	Name	Country	Categ.	Round 1	Round 2	Overall
1	Van Den Heuvel Luke	AUS 	Ope M	17.00	17.50	1000.00
2	Schaw Hugo	NZL 	Ope M	15.80	16.10	920.00
3	Groen Ryan	NZL 	Ope M	14.60	15.20	868.57
4	Groen Fred	NZL 	Ope M	13.10	13.80	788.57
5	Kelly Toby	NZL 	Ope M	11.90	13.30	760.00
6	Roberts Thomas	AUS 	Ope M	14.10	12.70	805.71
7	Hogan Harry	AUS 	Ope M	7.60	11.10	634.29









Over 35 Women Slalom Results

Homologation: Record capability

	Name	Country	Categ.	Round 1	Round 2	Overall
1	Davis Katina	AUS 	35+ F	9.70	9.30	1000.00
2	Plummer Crystal	NZL 	35+ F	4.08		420.62




Over 35 Men Slalom Results

Homologation: Record capability

	Name	Country	Categ.	Round 1	Round 2	Overall
1	Van Den Heuvel Luke	AUS 	35+ M	18.00	18.20	1000.00
2	Groen Ryan	NZL 	35+ M	15.80	14.80	868.13
3	Groen Fred	NZL 	35+ M	12.40	12.80	703.30
4	Plummer Grant	NZL 	35+ M	11.00	11.60	637.36
5	Roberts Peter	AUS 	35+ M	10.50	10.40	576.92
6	Cooper Grayson	NZL 	35+ M	8.50	9.00	494.51
7	Roberts Brett	AUS 	35+ M	14.00	6.60	769.23
8	Mctaggart John	NZL 	35+ M	5.23	2.73	287.36





Under 17 Girls Tricks Results

Homologation: Record capability

	Name	Country	Categ.	Round 1	Round 2	Overall
1	Keen Elle	AUS 	-17 F	1500	1700	1000.00
2	Earl Piper	AUS 	-17 F	1000	1100	647.06
3	Bird Izabella	AUS 	-17 F	880	780	517.65




Under 17 Boys Tricks Results

Homologation: Record capability

	Name	Country	Categ.	Round 1	Round 2	Overall
1	Molford Mark	AUS 	-17 M	2550	3020	1000.00
2	Hanckel Archie	AUS 	-17 M	2100	2950	976.82
3	Driscoll Rhys	AUS 	-17 M	2610	2910	963.58
4	Peebles Zeke	AUS 	-17 M	2100	2250	745.03
5	Molford Justin	AUS 	-17 M	2090	2250	745.03







Under 23 Women Tricks Results

Homologation: Record capability

	Name	Country	Categ.	Round 1	Round 2	Overall
1	Hicks Macey	AUS 	-23 F	1650	1730	1000.00
2	Kelly Meg	NZL 	-23 F	980	1060	612.72
3	Mckenzie Emma	NZL 	-23 F	1200	1050	693.64



Under 23 Men Tricks Results

Homologation: Record capability

	Name	Country	Categ.	Round 1	Round 2	Overall
1	Hanckel Gerry	AUS 	-23 M	3750	4600	1000.00
2	Roberts Thomas	AUS 	-23 M	2400	3830	832.61
3	Bryce Cody	AUS 	-23 M	2250	2640	573.91
4	Kelly Toby	NZL 	-23 M	3610	1800	784.78
5	Rush Mitchell	NZL 	-23 M	950	1700	369.57
6	Duncan Toby	AUS 	-23 M	2200	1010	478.26







Open Women Tricks Results

Homologation: Record capability

	Name	Country	Categ.	Round 1	Round 2	Overall
1	Mathis Georgia	NZL 	Ope F	3150	6980	1000.00
2	Mcclung Elaina	AUS 	Ope F	1950	2500	358.17



Open Men Tricks Results

Homologation: Record capability

	Name	Country	Categ.	Round 1	Round 2	Overall
1	Van Den Heuvel Luke	AUS 	Ope M	7030	4830	1000.00
2	Roberts Thomas	AUS 	Ope M	3780	3630	537.70
3	Schaw Hugo	NZL 	Ope M	3400	3330	483.64
4	Kelly Toby	NZL 	Ope M	1150	2080	295.87
5	Hogan Harry	AUS 	Ope M	1450	1730	246.09
6	Groen Ryan	NZL 	Ope M	3050	1500	433.85








Over 35 Women Tricks Results

Homologation: Record capability

	Name	Country	Categ.	Round 1	Round 2	Overall
1	Davis Katina	AUS 	35+ F	1910	1810	1000.00
2	Plummer Crystal	NZL 	35+ F	430		225.13


Over 35 Men Tricks Results

Homologation: Record capability

	Name	Country	Categ.	Round 1	Round 2	Overall
1	Van Den Heuvel Luke	AUS 	35+ M	6530	7180	1000.00
2	Groen Ryan	NZL 	35+ M	2700	3130	435.93
3	Roberts Brett	AUS 	35+ M	800	2600	362.12
4	Roberts Peter	AUS 	35+ M	1770	1800	250.70
5	Plummer Grant	NZL 	35+ M	1650	1700	236.77
6	Cooper Grayson	NZL 	35+ M	850	870	121.17
7	Mctaggart John	NZL 	35+ M	710	820	114.21




Under 17 Girls Jump Results

Homologation: Record capability

	Name	Country	Categ.	Round 1	Round 2	Overall
1	Keen Elle	AUS 	-17 F	9.4m	9.8m	1000.00


Under 17 Boys Jump Results

Homologation: Record capability

	Name	Country	Categ.	Round 1	Round 2	Overall
1	Driscoll Rhys	AUS 	-17 M	12.8m	11.6m	1000.00
2	Peebles Zeke	AUS 	-17 M	10.5m	10.5m	820.31
3	Molford Mark	AUS 	-17 M	10.5m	10.4m	820.31



Under 23 Women Jump Results

Homologation: Record capability

	Name	Country	Categ.	Round 1	Round 2	Overall
1	Hicks Macey	AUS 	-23 F	8.9m	8.0m	1000.00


Under 23 Men Jump Results

Homologation: Record capability

	Name	Country	Categ.	Round 1	Round 2	Overall
1	Kelly Toby	NZL 	-23 M	20.0m	20.4m	1000.00
2	Roberts Thomas	AUS 	-23 M	19.4m	20.0m	980.39
3	Hanckel Gerry	AUS 	-23 M	18.9m	19.0m	931.37
4	Rush Mitchell	NZL 	-23 M	12.6m	12.2m	617.65
5	Duncan Toby	AUS 	-23 M	14.3m	10.5m	700.98








Open Women Jump Results

Homologation: Record capability

	Name	Country	Categ.	Round 1	Round 2	Overall
1	Mcclung Elaina	AUS 	Ope F	7.1m	8.5m	1000.00


Open Men Jump Results

Homologation: Record capability

	Name	Country	Categ.	Round 1	Round 2	Overall
1	Van Den Heuvel Luke	AUS 	Ope M	23.7m	25.8m	1000.00
2	Schaw Hugo	NZL 	Ope M	23.2m	22.0m	899.22
3	Roberts Thomas	AUS 	Ope M	20.0m	21.2m	821.71
4	Hogan Harry	AUS 	Ope M	20.3m	20.8m	806.20
5	Kelly Toby	NZL 	Ope M	10.3m	18.2m	705.43
6	Groen Ryan	NZL 	Ope M	17.1m	0.00m	662.79
7	Groen Fred	NZL 	Ope M	0.00m		








Over 35 Women Jump Results

Homologation: Record capability




	Name	Country	Categ.	Round 1	Round 2	Overall
1	Davis Katina	AUS 	35+ F	8.1m	8.1m	1000.00

Over 35 Men Jump Results






Homologation: Record capability

	Name	Country	Categ.	Round 1	Round 2	Overall
1	Van Den Heuvel Luke	AUS 	35+ M	24.5m	24.1m	1000.00
2	Groen Ryan	NZL 	35+ M	18.9m	15.4m	771.43
3	Cooper Grayson	NZL 	35+ M	11.2m	11.7m	477.55
4	Roberts Peter	AUS 	35+ M	7.7m	10.0m	408.16
5	Roberts Brett	AUS 	35+ M	7.8m	8.4m	342.86
6	Mctaggart John	NZL 	35+ M	7.9m	7.7m	322.45
7	Groen Fred	NZL 	35+ M	17.5m	0.00m	714.29




Under 17 Girls Overall Results

	Name	Country	Categ.	Slalom	Tricks	Jump	Overall
1	Keen Elle	*AUS 	-17 F	1000.00	1000.00	1000.00	3000.00
2	Earl Piper	*AUS 	-17 F	643.41	647.06		1290.47
3	Bird Izabella	*AUS 	-17 F	329.46	517.65		847.11







Under 17 Boys Overall Results

	Name	Country	Categ.	Slalom	Tricks	Jump	Overall
1	Driscoll Rhys	*AUS 	-17 M	860.66	963.58	1000.00	2824.24
2	Molford Mark	*AUS 	-17 M	1000.00	1000.00	820.31	2820.31
3	Peebles Zeke	*AUS 	-17 M	795.08	745.03	820.31	2360.42
4	Hanckel Archie	*AUS 	-17 M	967.21	976.82		1944.03
5	Molford Justin	*AUS 	-17 M	893.44	745.03		1638.47



Under 23 Women Overall Results

	Name	Country	Categ.	Slalom	Tricks	Jump	Overall
1	Hicks Macey	*AUS 	-23 F	1000.00	1000.00	1000.00	3000.00
2	Kelly Meg	*NZL 	-23 F	575.21	612.72		1187.93
3	Mckenzie Emma	*NZL 	-23 F	427.35	693.64		1120.99








Under 23 Men Overall Results

	Name	Country	Categ.	Slalom	Tricks	Jump	Overall
1	Hanckel Gerry	*AUS 	-23 M	914.47	1000.00	931.37	2845.84
2	Roberts Thomas	*AUS 	-23 M	986.84	832.61	980.39	2799.84
3	Kelly Toby	*NZL 	-23 M	921.05	784.78	1000.00	2705.83
4	Duncan Toby	*AUS 	-23 M	842.11	478.26	700.98	2021.35
5	Rush Mitchell	*NZL 	-23 M	723.68	369.57	617.65	1710.90
6	Bryce Cody	*AUS 	-23 M	1000.00	573.91		1573.91



Open Women Overall Results

	Name	Country	Categ.	Slalom	Tricks	Jump	Overall
1	Mclung Elaina	*AUS 	Ope F	737.80	358.17	1000.00	2095.97
2	Mathis Georgia	*NZL 	Ope F	1000.00	1000.00		2000.00

Open Men Overall Results









	Name	Country	Categ.	Slalom	Tricks	Jump	Overall
1	Van Den Heuvel Luke	*AUS 	Ope M	1000.00	1000.00	1000.00	3000.00
2	Schaw Hugo	*NZL 	Ope M	920.00	483.64	899.22	2302.86
3	Roberts Thomas	*AUS 	Ope M	805.71	537.70	821.71	2165.12
4	Groen Ryan	*NZL 	Ope M	868.57	433.85	662.79	1965.21
5	Kelly Toby	*NZL 	Ope M	760.00	295.87	705.43	1761.30
6	Hogan Harry	*AUS 	Ope M	634.29	246.09	806.20	1686.58
7	Groen Fred	*NZL 	Ope M	788.57			788.57

Over 35 Women Overall Results

	Name	Country	Categ.	Slalom	Tricks	Jump	Overall
1	Davis Katina	*AUS 	35+ F	1000.00	1000.00	1000.00	3000.00
2	Plummer Crystal	*NZL 	35+ F	420.62	225.13		645.75

Over 35 Men Overall Results

	Name	Country	Categ.	Slalom	Tricks	Jump	Overall
--	------	---------	--------	--------	--------	------	---------

	Name	Country	Categ.	Slalom	Tricks	Jump	Overall
1	Van Den Heuvel Luke	*AUS 	35+ M	1000.00	1000.00	1000.00	3000.00
2	Groen Ryan	*NZL 	35+ M	868.13	435.93	771.43	2075.49
3	Roberts Brett	*AUS 	35+ M	769.23	362.12	342.86	1474.21
4	Groen Fred	*NZL 	35+ M	703.30		714.29	1417.59
5	Roberts Peter	*AUS 	35+ M	576.92	250.70	408.16	1235.78
6	Cooper Grayson	*NZL 	35+ M	494.51	121.17	477.55	1093.23
7	Plummer Grant	*NZL 	35+ M	637.36	236.77		874.13
8	Mctaggart John	*NZL 	35+ M	287.36	114.21	322.45	724.02

Chief Judge
Groen Robbie

Homologator
Franks Peter

Scorer
Molford Ruth