









Under 10 Boys Slalom Results

Homologation: Record capability

	Name	Country	Categ.	Round 1	Round 2	Overall
1	Clarke Tate	AUS 	U10	4.65	5.48	1000.00
2	Cummins Jack	AUS 	U10	0.50	1.63	297.45















Sub Junior Girls Slalom Results

Homologation: Record capability

	Name	Country	Categ.	Round 1	Round 2	Overall
1	Schultz Adaleigh	AUS 	U14 F	2.53	2.90	1000.00
2	Earl Isla	AUS 	U14 F	2.25	2.50	862.07
3	Schultz Reanna	AUS 	U14 F	1.83	2.00	689.66
4	Schultz Kayla	AUS 	U14 F	1.75	1.90	655.17
5	Gooden Madeleine	AUS 	U14 F	1.35	1.75	603.45
6	Hurley Claire	AUS 	U14 F	1.50	1.68	579.31







Sub Junior Boys Slalom Results

Homologation: Record capability

	Name	Country	Categ.	Round 1	Round 2	Overall
1	Molford Justin	AUS 	U14 M	14.40	14.50	1000.00
2	Hanckel Archie	AUS 	U14 M	7.90	14.30	986.21
3	Van Den Heuvel Jackson	AUS 	U14 M	8.50	9.20	634.48
4	Lawless Todd	AUS 	U14 M	5.08	5.55	382.76
5	Pratt Archer	AUS 	U14 M	2.85	3.78	260.69
6	Eden Luke	AUS 	U14 M	2.00	3.33	229.66
7	Earl Billy	AUS 	U14 M	2.88	3.10	213.79
8	Roberts River	AUS 	U14 M	2.38	3.00	206.90
9	Cummins Oliver	AUS 	U14 M	2.75	2.90	200.00
10	Coffill Austin	AUS 	U14 M	1.40	2.90	200.00
11	Eden Kye	AUS 	U14 M	1.98	2.58	177.93
12	Ryall Floyd	AUS 	U14 M	2.63	2.45	181.38
13	Drewe Jackson	AUS 	U14 M	0.68	1.85	127.59
14	Centenera Jensen	AUS 	U14 M	0.63	0.83	57.24






Junior Girls Slalom Results

Homologation: Record capability

	Name	Country	Categ.	Round 1	Round 2	Overall
1	Earl Piper	AUS 	Jun F	5.10	7.20	1000.00
2	Wright Remmy	AUS 	Jun F	2.90	2.10	402.78
3	Weir Eliza	AUS 	Jun F	2.00	1.58	277.78
4	Driscoll Ruby	AUS 	Jun F	0.48	0.90	125.00
5	Centenera Jessie	AUS 	Jun F	0.30	0.30	41.67
6	Greenwell Aaliyah	AUS 	Jun F	0.00		

Junior Boys Slalom Results




Homologation: Record capability

	Name	Country	Categ.	Round 1	Round 2	Overall
1	Molford Mark	AUS 	Jun M	13.50	13.70	1000.00
2	Driscoll Rhys	AUS 	Jun M	12.30	13.30	970.80
3	Peebles Zeke	AUS 	Jun M	13.40	13.10	978.10
4	Oâ##Toole Joshua	AUS 	Jun M	5.25	6.08	443.80
5	Roughan Thomas	AUS 	Jun M	2.13	2.10	155.47

12/04/2026 - 18/04/2026



Under 23 Women Slalom Results

Homologation: Record capability

	Name	Country	Categ.	Round 1	Round 2	Overall
1	Hicks Macey	AUS 	U23 F	12.40	12.60	1000.00
2	Lawless Darla	AUS 	U23 F	1.95	2.88	228.57
3	Hanckel Ruby	AUS 	U23 F	2.10	2.00	166.67




Under 23 Men Slalom Results

Homologation: Record capability

	Name	Country	Categ.	Round 1	Round 2	Overall
1	Raglus Mike	AUS 	U23 M	13.90	12.50	1000.00
2	Hamilton William	AUS 	U23 M	7.60	6.30	546.76

Open Women Slalom Results

Homologation: Record capability

	Name	Country	Categ.	Round 1	Round 2	Overall
1	Keen Elle	AUS 	Ope F	13.40	13.90	1000.00
2	Blank Kelly	AUS 	Ope F	13.80	13.80	992.81
3	Mcclung Elaina	AUS 	Ope F	12.60	11.70	906.47





Open Men Slalom Results

Homologation: Record capability

	Name	Country	Categ.	Round 1	Round 2	Overall
1	Van Den Heuvel Luke	AUS 	Ope M	18.90	18.50	1000.00
2	Sands Brett	AUS 	Ope M	12.30	17.40	920.63
3	Roberts Thomas	AUS 	Ope M	15.30	15.40	814.81
4	Ball Fletcher	AUS 	Ope M	15.80	10.90	835.98
5	Roberts Brett	AUS 	Ope M	14.10		746.03











Women 2 Slalom Results

Homologation: Record capability

	Name	Country	Categ.	Round 1	Round 2	Overall
1	Shaw Rachel	AUS 	W2	4.95	4.93	1000.00
2	Foster Abbie	AUS 	W2	3.20	3.40	686.87
3	Clarke Jade	AUS 	W2	2.35	2.60	525.25
4	Davis Emily	AUS 	W2	0.83	1.95	393.94

Men 2 Slalom Results

Homologation: Record capability


	Name	Country	Categ.	Round 1	Round 2	Overall
1	Sant Nick	AUS 	M2	7.90	8.45	908.60
2	Jefferay Mark	AUS 	M2	9.30	8.40	1000.00
3	Tite Noel	AUS 	M2	7.20	7.45	801.08
4	Centenera Jemayne	AUS 	M2	6.35	6.50	698.92
5	Clarke Shannon	AUS 	M2	5.08	4.70	546.24
6	Coffill Dean	AUS 	M2	5.30	3.60	569.89
7	Ryall Grainge	AUS 	M2	3.10	3.03	333.33
8	Olson Craig	AUS 	M2	3.23	2.85	347.31
9	Knights David	AUS 	M2	2.40	2.60	279.57
10	Drewe Reece	AUS 	M2	0.50	0.30	53.76

Men 1 Slalom Results

Homologation: Record capability


12/04/2026 - 18/04/2026

18/04/2026 - 4:05 PM

	Name	Country	Categ.	Round 1	Round 2	Overall
1	Robertson Liam	AUS 	M1	13.00	12.70	1000.00




Senior Women Slalom Results

Homologation: Record capability

	Name	Country	Categ.	Round 1	Round 2	Overall
1	Davis Katina	AUS 	Sen F	8.00	10.30	1000.00











Senior Men Slalom Results

Homologation: Record capability

	Name	Country	Categ.	Round 1	Round 2	Overall
1	Roberts Peter	AUS 	Sen M	11.00	11.80	1000.00
2	Grigoropoulos Luke	AUS 	Sen M	7.08	11.70	991.53
3	Muratore Phil	AUS 	Sen M	8.73	9.08	769.49



Veteran Men Slalom Results

Homologation: Record capability

	Name	Country	Categ.	Round 1	Round 2	Overall
1	O'Connor Michael	AUS 	Vet M	4.30	11.50	1000.00
2	Le Grand Shane	AUS 	Vet M	8.90	8.85	773.91
3	Falk Grant	AUS 	Vet M	5.30	7.70	669.57
4	Cox Daniel	AUS 	Vet M	3.53	3.78	328.70
5	Hurley Mark	AUS 	Vet M	5.05	3.73	439.13
6	Gray John	AUS 	Vet M	3.40	3.43	298.26
7	Centenera John	AUS 	Vet M	5.35	3.23	465.22
8	Eden Adrian	AUS 	Vet M	2.60	2.58	226.09
9	Pratt Simon	AUS 	Vet M	1.13	2.38	206.96
10	Weir Bradley	AUS 	Vet M	2.50	1.30	217.39













Master Women Slalom Results

Homologation: Record capability

	Name	Country	Categ.	Round 1	Round 2	Overall
1	Tresidder Katrina	AUS 	Mas F	6.30	7.10	1000.00
2	Gathercole Wendy	AUS 	Mas F	1.00	2.10	295.77

Master Men Slalom Results




Homologation: Record capability

	Name	Country	Categ.	Round 1	Round 2	Overall
1	Tresidder Ian	AUS 	Mas M	9.10	9.80	830.51
2	Harries Paul	AUS 	Mas M	9.00	8.50	762.71
3	Black Simon	AUS 	Mas M	5.60	8.30	703.39
4	Aquili Peter	AUS 	Mas M	5.40	7.80	661.02
5	Murray Kevin	AUS 	Mas M	3.40	7.20	610.17
6	Howie Anthony	AUS 	Mas M	6.53	6.63	561.86
7	Gathercole Daniel	AUS 	Mas M	11.80	6.20	1000.00
8	Wilson Alan	AUS 	Mas M	5.40	5.60	474.58
9	Shearer Brad	AUS 	Mas M	5.08	4.48	430.51
10	Freeman Matthew	AUS 	Mas M	3.25	3.45	292.37
11	Shumack Todd	AUS 	Mas M	8.00	3.30	677.97
12	Franks Peter	AUS 	Mas M	3.70		313.56

Super Masters Men Slalom Results








Homologation: Record capability

12/04/2026 - 18/04/2026

	Name	Country	Categ.	Round 1	Round 2	Overall
1	Hall Timothy	AUS 	SMa M	6.93	6.25	1000.00
2	Davis Geoff	AUS 	SMa M	5.48	5.80	836.94
3	Knight John	AUS 	SMa M	2.20	3.03	437.23



Grand Master Men Slalom Results

Homologation: Record capability

	Name	Country	Categ.	Round 1	Round 2	Overall
1	Parsons Mark	AUS 	GMa M	9.40	11.20	1000.00
2	Mcclung Peter	AUS 	GMa M	9.90	9.80	883.93
3	Hurley Terry	AUS 	GMa M	7.03	8.58	766.07
4	Delaporte Barry	AUS 	GMa M	4.40	6.50	580.36
5	Hutcheon Bruce	AUS 	GMa M	3.88	4.98	444.64
6	Scattergood Kevin	AUS 	GMa M	3.28	3.73	333.04
7	Bruce Garry	AUS 	GMa M	2.53	2.48	225.89







Under 10 Boys Tricks Results

Homologation: Record capability

	Name	Country	Categ.	Round 1	Round 2	Overall
1	Clarke Tate	AUS 	U10	450	500	1000.00
2	Cummins Jack	AUS 	U10	130	250	500.00














Sub Junior Girls Tricks Results

Homologation: Record capability

	Name	Country	Categ.	Round 1	Round 2	Overall
1	Schultz Adaleigh	AUS 	U14 F	250	370	1000.00
2	Earl Isla	AUS 	U14 F	320	350	945.95
3	Gooden Madeleine	AUS 	U14 F	200	240	648.65
4	Schultz Kayla	AUS 	U14 F	160	190	513.51
5	Hurley Claire	AUS 	U14 F	140	170	459.46
6	Schultz Reanna	AUS 	U14 F	250	120	675.68




Sub Junior Boys Tricks Results




Homologation: Record capability

	Name	Country	Categ.	Round 1	Round 2	Overall
1	Hanckel Archie	AUS 	U14 M	3300	3900	1000.00
1	Molford Justin	AUS 	U14 M	3300	3900	1000.00
3	Van Den Heuvel Jackson	AUS 	U14 M	1310	1190	335.90
4	Lawless Todd	AUS 	U14 M	610	580	156.41
5	Eden Kye	AUS 	U14 M	380	500	128.21
6	Coffill Austin	AUS 	U14 M	280	420	107.69
7	Ryall Floyd	AUS 	U14 M	310	360	92.31
8	Drewe Jackson	AUS 	U14 M	340	320	87.18
9	Pratt Archer	AUS 	U14 M	390	280	100.00
10	Cummins Oliver	AUS 	U14 M	310	260	79.49
11	Earl Billy	AUS 	U14 M	240	240	61.54
12	Eden Luke	AUS 	U14 M	280	230	71.79
13	Centenera Jensen	AUS 	U14 M	170	120	43.59

Junior Girls Tricks Results





Homologation: Record capability

	Name	Country	Categ.	Round 1	Round 2	Overall
1	Earl Piper	AUS 	Jun F	400	1400	1000.00
2	Wright Remmy	AUS 	Jun F	980	880	700.00
3	Weir Eliza	AUS 	Jun F	210	240	171.43

	Name	Country	Categ.	Round 1	Round 2	Overall
4	Driscoll Ruby	AUS 	Jun F	200	140	142.86
5	Centenera Jessie	AUS 	Jun F	140	140	100.00
6	Greenwell Aaliyah	AUS 	Jun F	0		




Junior Boys Tricks Results

Homologation: Record capability

	Name	Country	Categ.	Round 1	Round 2	Overall
1	Driscoll Rhys	AUS 	Jun M	3030	3060	1000.00
2	Peebles Zeke	AUS 	Jun M	3030	3000	990.20
3	Molford Mark	AUS 	Jun M	2950	2130	964.05
4	Oâ##Toole Joshua	AUS 	Jun M	460	750	245.10
5	Roughan Thomas	AUS 	Jun M	420	330	137.25



Under 23 Women Tricks Results

Homologation: Record capability

	Name	Country	Categ.	Round 1	Round 2	Overall
1	Hicks Macey	AUS 	U23 F	1480	1750	1000.00
2	Lawless Darla	AUS 	U23 F	580	540	331.43
3	Hanckel Ruby	AUS 	U23 F	370	220	211.43




Under 23 Men Tricks Results

Homologation: Record capability

	Name	Country	Categ.	Round 1	Round 2	Overall
1	Raglus Mike	AUS 	U23 M	2050	2480	1000.00
2	Hamilton William	AUS 	U23 M	980	610	395.16


Open Women Tricks Results

Homologation: Record capability

	Name	Country	Categ.	Round 1	Round 2	Overall
1	Mcclung Elaina	AUS 	Ope F	2680	2650	1000.00
2	Blank Kelly	AUS 	Ope F	2080	2000	776.12
3	Keen Elle	AUS 	Ope F	1800	1800	671.64





Open Men Tricks Results

Homologation: Record capability

	Name	Country	Categ.	Round 1	Round 2	Overall
1	Roberts Thomas	AUS 	Ope M	4630	4480	496.25
2	Van Den Heuvel Luke	AUS 	Ope M	5630	3830	603.43
3	Ball Fletcher	AUS 	Ope M	9330	1900	1000.00
4	Russo Tee-Jay	AUS 	Ope M	2860		306.54
5	Roberts Brett	AUS 	Ope M	1300		139.34











Women 2 Tricks Results

Homologation: Record capability

	Name	Country	Categ.	Round 1	Round 2	Overall
1	Foster Abbie	AUS 	W2	680	1030	1000.00
2	Shaw Rachel	AUS 	W2	630	760	737.86
3	Davis Emily	AUS 	W2	300	300	291.26
4	Clarke Jade	AUS 	W2	140	200	194.17


Men 2 Tricks Results

Homologation: Record capability

	Name	Country	Categ.	Round 1	Round 2	Overall
1	Sant Nick	AUS 	M2	960	990	942.86
2	Clarke Shannon	AUS 	M2	660	760	723.81
3	Tite Noel	AUS 	M2	1050	670	1000.00
4	Jefferay Mark	AUS 	M2	580	630	600.00
5	Centenera Jemayne	AUS 	M2	800	580	761.90
6	Knights David	AUS 	M2	850	500	809.52
7	Coffill Dean	AUS 	M2	460	500	476.19
8	Olson Craig	AUS 	M2	530	430	504.76
9	Ryall Grainge	AUS 	M2	250	380	361.90
10	Drewe Reece	AUS 	M2	200	170	190.48


Men 1 Tricks Results

Homologation: Record capability

	Name	Country	Categ.	Round 1	Round 2	Overall
1	Robertson Liam	AUS 	M1	1650	1750	1000.00




Senior Women Tricks Results

Homologation: Record capability

	Name	Country	Categ.	Round 1	Round 2	Overall
1	Davis Katina	AUS 	Sen F	1880	1920	1000.00











Senior Men Tricks Results

Homologation: Record capability

	Name	Country	Categ.	Round 1	Round 2	Overall
1	Roberts Peter	AUS 	Sen M	1850	1700	902.44
2	Muratore Phil	AUS 	Sen M	1010	1110	541.46
3	Grigoropoulos Luke	AUS 	Sen M	2050	700	1000.00



Veteran Men Tricks Results

Homologation: Record capability

	Name	Country	Categ.	Round 1	Round 2	Overall
1	O'Connor Michael	AUS 	Vet M	1550	1150	1000.00
2	Gray John	AUS 	Vet M	810	910	587.10
3	Le Grand Shane	AUS 	Vet M	890	900	580.65
4	Centenera John	AUS 	Vet M	500	640	412.90
5	Falk Grant	AUS 	Vet M	400	400	258.06
6	Cox Daniel	AUS 	Vet M	280	240	180.65
7	Eden Adrian	AUS 	Vet M	140	140	90.32
8	Hurley Mark	AUS 	Vet M	660		425.81
9	Weir Bradley	AUS 	Vet M	380		245.16
10	Pratt Simon	AUS 	Vet M	70	0	45.16













Master Women Tricks Results

Homologation: Record capability

	Name	Country	Categ.	Round 1	Round 2	Overall
1	Gathercole Wendy	AUS 	Mas F	620	630	656.25
2	Tresidder Katrina	AUS 	Mas F	960	600	1000.00




Master Men Tricks Results

Homologation: Record capability

	Name	Country	Categ.	Round 1	Round 2	Overall
1	Gathercole Daniel	AUS 	Mas M	1950	1750	1000.00
2	Harries Paul	AUS 	Mas M	1450	1610	825.64
3	Black Simon	AUS 	Mas M	1280	1410	723.08
4	Shumack Todd	AUS 	Mas M	960	1260	646.15
5	Tresidder Ian	AUS 	Mas M	830	1050	538.46
6	Shearer Brad	AUS 	Mas M	760	1040	533.33
7	Howie Anthony	AUS 	Mas M	1050	1010	538.46
8	Aquili Peter	AUS 	Mas M	1050	950	538.46
9	Murray Kevin	AUS 	Mas M	900	850	461.54
10	Wilson Alan	AUS 	Mas M	750	590	384.62
11	Franks Peter	AUS 	Mas M	710	330	364.10
12	Freeman Matthew	AUS 	Mas M	190	270	138.46








Super Masters Men Tricks Results

Homologation: Record capability

	Name	Country	Categ.	Round 1	Round 2	Overall
1	Hall Timothy	AUS 	SMa M	1040	870	1000.00
2	Davis Geoff	AUS 	SMa M	550	640	615.38
3	Knight John	AUS 	SMa M	660	560	634.62



Grand Master Men Tricks Results

Homologation: Record capability

	Name	Country	Categ.	Round 1	Round 2	Overall
1	Mcclung Peter	AUS 	GMa M	1440	1700	1000.00
2	Parsons Mark	AUS 	GMa M	1580	1430	929.41
3	Delaporte Barry	AUS 	GMa M	280	730	429.41
4	Bruce Garry	AUS 	GMa M	600	720	423.53
5	Hurley Terry	AUS 	GMa M	380	560	329.41
6	Hutcheon Bruce	AUS 	GMa M	600	440	352.94
7	Scattergood Kevin	AUS 	GMa M	510	440	300.00


Sub Junior Boys Jump Results

Homologation: Record capability

	Name	Country	Categ.	Round 1	Round 2	Overall
1	Hanckel Archie	AUS 	U14 M	19.7m	17.4m	1000.00
2	Molford Justin	AUS 	U14 M	11.1m	11.7m	593.91




Junior Girls Jump Results

Homologation: Record capability

	Name	Country	Categ.	Round 1	Round 2	Overall
1	Earl Piper	AUS 	Jun F	6.3m	0.00m	1000.00

Junior Boys Jump Results



Homologation: Record capability

	Name	Country	Categ.	Round 1	Round 2	Overall
1	Peebles Zeke	AUS 	Jun M	21.7m	19.7m	1000.00
2	Driscoll Rhys	AUS 	Jun M	18.5m	18.5m	852.53
3	Molford Mark	AUS 	Jun M	12.9m	15.6m	718.89

Under 23 Men Jump Results




Homologation: Record capability

	Name	Country	Categ.	Round 1	Round 2	Overall
--	------	---------	--------	---------	---------	---------

	Name	Country	Categ.	Round 1	Round 2	Overall
1	Raglus Mike	AUS 	U23 M	13.7m	13.8m	1000.00
2	Hamilton William	AUS 	U23 M	9.0m	9.8m	710.14





Open Women Jump Results

Homologation: Record capability

	Name	Country	Categ.	Round 1	Round 2	Overall
1	Keen Elle	AUS 	Ope F	10.5m	10.2m	1000.00
2	Blank Kelly	AUS 	Ope F	9.7m	9.9m	942.86
3	Mcclung Elaina	AUS 	Ope F	7.3m	7.3m	695.24


Open Men Jump Results

Homologation: Record capability

	Name	Country	Categ.	Round 1	Round 2	Overall
1	Van Den Heuvel Luke	AUS 	Ope M	25.1m	24.8m	1000.00
2	Ball Fletcher	AUS 	Ope M	21.8m	21.8m	868.53
3	Roberts Thomas	AUS 	Ope M	20.3m	18.2m	808.76
4	Roberts Brett	AUS 	Ope M	0.00m		



Senior Women Jump Results

Homologation: Record capability







	Name	Country	Categ.	Round 1	Round 2	Overall
1	Davis Katina	AUS 	Sen F	8.1m	6.9m	1000.00

Senior Men Jump Results











Homologation: Record capability

	Name	Country	Categ.	Round 1	Round 2	Overall
1	Grigoropoulos Luke	AUS 	Sen M	8.8m	12.7m	1000.00
2	Roberts Peter	AUS 	Sen M	9.1m	9.9m	779.53





Sub Junior Girls Overall Results

	Name	Country	Categ.	Slalom	Tricks	Jump	Overall
1	Schultz Adaleigh	AUS 	U14 F	1000.00	1000.00		2000.00
2	Earl Isla	AUS 	U14 F	862.07	945.95		1808.02
3	Schultz Reanna	AUS 	U14 F	689.66	675.68		1365.34
4	Gooden Madeleine	AUS 	U14 F	603.45	648.65		1252.10
5	Schultz Kayla	AUS 	U14 F	655.17	513.51		1168.68
6	Hurley Claire	AUS 	U14 F	579.31	459.46		1038.77






Sub Junior Boys Overall Results

	Name	Country	Categ.	Slalom	Tricks	Jump	Overall
1	Molford Justin	AUS 	U14 M	1000.00	1000.00	593.91	2000.00
2	Hanckel Archie	AUS 	U14 M	986.21	1000.00	1000.00	1986.21
3	Van Den Heuvel Jackson	AUS 	U14 M	634.48	335.90		970.38
4	Lawless Todd	AUS 	U14 M	382.76	156.41		539.17
5	Pratt Archer	AUS 	U14 M	260.69	100.00		360.69
6	Coffill Austin	AUS 	U14 M	200.00	107.69		307.69
7	Eden Kye	AUS 	U14 M	177.93	128.21		306.14
8	Eden Luke	AUS 	U14 M	229.66	71.79		301.45
9	Cummins Oliver	AUS 	U14 M	200.00	79.49		279.49
10	Earl Billy	AUS 	U14 M	213.79	61.54		275.33






12/04/2026 - 18/04/2026

	Name	Country	Categ.	Slalom	Tricks	Jump	Overall
11	Ryall Floyd	AUS 	U14 M	181.38	92.31		273.69
12	Drewe Jackson	AUS 	U14 M	127.59	87.18		214.77
13	Roberts River	AUS 	U14 M	206.90			206.90
14	Centenera Jensen	AUS 	U14 M	57.24	43.59		100.83




Junior Girls Overall Results

	Name	Country	Categ.	Slalom	Tricks	Jump	Overall
1	Earl Piper	AUS 	Jun F	1000.00	1000.00	1000.00	3000.00
2	Wright Remmy	AUS 	Jun F	402.78	700.00		1102.78
3	Weir Eliza	AUS 	Jun F	277.78	171.43		449.21
4	Driscoll Ruby	AUS 	Jun F	125.00	142.86		267.86
5	Centenera Jessie	AUS 	Jun F	41.67	100.00		141.67



Junior Boys Overall Results

	Name	Country	Categ.	Slalom	Tricks	Jump	Overall
1	Peebles Zeke	AUS 	Jun M	978.10	990.20	1000.00	2968.30
2	Driscoll Rhys	AUS 	Jun M	970.80	1000.00	852.53	2823.33
3	Molford Mark	AUS 	Jun M	1000.00	964.05	718.89	2682.94
4	Oâ##Toole Joshua	AUS 	Jun M	443.80	245.10		688.90
5	Roughan Thomas	AUS 	Jun M	155.47	137.25		292.72




Under 23 Women Overall Results

	Name	Country	Categ.	Slalom	Tricks	Jump	Overall
1	Hicks Macey	AUS 	U23 F	1000.00	1000.00		2000.00
2	Lawless Darla	AUS 	U23 F	228.57	331.43		560.00
3	Hanckel Ruby	AUS 	U23 F	166.67	211.43		378.10







Under 23 Men Overall Results

	Name	Country	Categ.	Slalom	Tricks	Jump	Overall
1	Raglus Mike	AUS 	U23 M	1000.00	1000.00	1000.00	3000.00
2	Hamilton William	AUS 	U23 M	546.76	395.16	710.14	1652.06

Open Women Overall Results





	Name	Country	Categ.	Slalom	Tricks	Jump	Overall
1	Blank Kelly	AUS 	Ope F	992.81	776.12	942.86	2711.79
2	Keen Elle	AUS 	Ope F	1000.00	671.64	1000.00	2671.64
3	Mcclung Elaina	AUS 	Ope F	906.47	1000.00	695.24	2601.71

Open Men Overall Results











	Name	Country	Categ.	Slalom	Tricks	Jump	Overall
1	Ball Fletcher	AUS 	Ope M	835.98	1000.00	868.53	2704.51
2	Van Den Heuvel Luke	AUS 	Ope M	1000.00	603.43	1000.00	2603.43
3	Roberts Thomas	AUS 	Ope M	814.81	496.25	808.76	2119.82
4	Sands Brett	AUS 	Ope M	920.63			920.63
5	Roberts Brett	AUS 	Ope M	746.03	139.34		885.37
6	Russo Tee-Jay	AUS 	Ope M		306.54		306.54

12/04/2026 - 18/04/2026


Women 2 Overall Results

	Name	Country	Categ.	Slalom	Tricks	Jump	Overall
1	Shaw Rachel	AUS 	W2	1000.00	737.86		1737.86
2	Foster Abbie	AUS 	W2	686.87	1000.00		1686.87
3	Clarke Jade	AUS 	W2	525.25	194.17		719.42
4	Davis Emily	AUS 	W2	393.94	291.26		685.20


Men 2 Overall Results

	Name	Country	Categ.	Slalom	Tricks	Jump	Overall
1	Sant Nick	AUS 	M2	908.60	942.86		1851.46
2	Tite Noel	AUS 	M2	801.08	1000.00		1801.08
3	Jefferay Mark	AUS 	M2	1000.00	600.00		1600.00
4	Centenera Jemayne	AUS 	M2	698.92	761.90		1460.82
5	Clarke Shannon	AUS 	M2	546.24	723.81		1270.05
6	Knights David	AUS 	M2	279.57	809.52		1089.09
7	Coffill Dean	AUS 	M2	569.89	476.19		1046.08
8	Olson Craig	AUS 	M2	347.31	504.76		852.07
9	Ryall Grainge	AUS 	M2	333.33	361.90		695.23
10	Drewe Reece	AUS 	M2	53.76	190.48		244.24




Men 1 Overall Results

	Name	Country	Categ.	Slalom	Tricks	Jump	Overall
1	Robertson Liam	AUS 	M1	1000.00	1000.00		2000.00











Senior Women Overall Results

	Name	Country	Categ.	Slalom	Tricks	Jump	Overall
1	Davis Katina	AUS 	Sen F	1000.00	1000.00	1000.00	2000.00



Senior Men Overall Results

	Name	Country	Categ.	Slalom	Tricks	Jump	Overall
1	Grigoropoulos Luke	AUS 	Sen M	991.53	1000.00	1000.00	1991.53
2	Roberts Peter	AUS 	Sen M	1000.00	902.44	779.53	1902.44
3	Muratore Phil	AUS 	Sen M	769.49	541.46		1310.95













Veteran Men Overall Results

	Name	Country	Categ.	Slalom	Tricks	Jump	Overall
1	O'Connor Michael	AUS 	Vet M	1000.00	1000.00		2000.00
2	Le Grand Shane	AUS 	Vet M	773.91	580.65		1354.56
3	Falk Grant	AUS 	Vet M	669.57	258.06		927.63
4	Gray John	AUS 	Vet M	298.26	587.10		885.36
5	Centenera John	AUS 	Vet M	465.22	412.90		878.12
6	Hurley Mark	AUS 	Vet M	439.13	425.81		864.94
7	Cox Daniel	AUS 	Vet M	328.70	180.65		509.35
8	Weir Bradley	AUS 	Vet M	217.39	245.16		462.55
9	Eden Adrian	AUS 	Vet M	226.09	90.32		316.41
10	Pratt Simon	AUS 	Vet M	206.96	45.16		252.12




Master Women Overall Results

	Name	Country	Categ.	Slalom	Tricks	Jump	Overall
1	Tresidder Katrina	AUS 	Mas F	1000.00	1000.00		2000.00
2	Gathercole Wendy	AUS 	Mas F	295.77	656.25		952.02








Master Men Overall Results

	Name	Country	Categ.	Slalom	Tricks	Jump	Overall
1	Gathercole Daniel	AUS 	Mas M	1000.00	1000.00		2000.00
2	Harries Paul	AUS 	Mas M	762.71	825.64		1588.35
3	Black Simon	AUS 	Mas M	703.39	723.08		1426.47
4	Tresidder Ian	AUS 	Mas M	830.51	538.46		1368.97
5	Shumack Todd	AUS 	Mas M	677.97	646.15		1324.12
6	Aquili Peter	AUS 	Mas M	661.02	538.46		1199.48
7	Howie Anthony	AUS 	Mas M	561.86	538.46		1100.32
8	Murray Kevin	AUS 	Mas M	610.17	461.54		1071.71
9	Shearer Brad	AUS 	Mas M	430.51	533.33		963.84
10	Wilson Alan	AUS 	Mas M	474.58	384.62		859.20
11	Franks Peter	AUS 	Mas M	313.56	364.10		677.66
12	Freeman Matthew	AUS 	Mas M	292.37	138.46		430.83

Super Masters Men Overall Results


	Name	Country	Categ.	Slalom	Tricks	Jump	Overall
1	Hall Timothy	AUS 	SMa M	1000.00	1000.00		2000.00
2	Davis Geoff	AUS 	SMa M	836.94	615.38		1452.32
3	Knight John	AUS 	SMa M	437.23	634.62		1071.85

Grand Master Men Overall Results

	Name	Country	Categ.	Slalom	Tricks	Jump	Overall
1	Parsons Mark	AUS 	GMa M	1000.00	929.41		1929.41
2	McClung Peter	AUS 	GMa M	883.93	1000.00		1883.93
3	Hurley Terry	AUS 	GMa M	766.07	329.41		1095.48
4	Delaporte Barry	AUS 	GMa M	580.36	429.41		1009.77
5	Hutcheon Bruce	AUS 	GMa M	444.64	352.94		797.58
6	Bruce Garry	AUS 	GMa M	225.89	423.53		649.42
7	Scattergood Kevin	AUS 	GMa M	333.04	300.00		633.04


Veteran Women Slalom Results

Homologation: Record capability

	Name	Country	Categ.	Round 1	Round 2	Overall
1	Wiedermann Paula	AUS 	Vet F	0.16	0.10	1000.00

Veteran Women Tricks Results


Homologation: Record capability

	Name	Country	Categ.	Round 1	Round 2	Overall
1	Wiedermann Paula	AUS 	Vet F	140	140	1000.00

12/04/2026 - 18/04/2026

18/04/2026 - 4:05 PM

Veteran Women Overall Results

	Name	Country	Categ.	Slalom	Tricks	Jump	Overall
1	Wiedermann Paula	*AUS 	Vet F	1000.00	1000.00		2000.00

Chief Judge
Blaauw GeoffHomologator
Franks PeterScorer
Ruth Molford