
































Wakeboard Team classification Team results

	Country	Wakeboard	Total
1	 Australia	675.00	675.00
2	 Japan	433.00	433.00
3	 Italy	415.00	415.00
4	 United States of America	391.00	391.00
5	 France	325.00	325.00
6	 Brasil	278.00	278.00
7	 Mexico	206.00	206.00
8	 Germany	202.00	202.00
9	 Great Britain	197.00	197.00
10	 Hong-Kong	185.00	185.00
11	 New Zealand	162.00	162.00
12	 Ireland	159.00	159.00
13	 Argentina	124.00	124.00
13	 Russia	124.00	124.00
15	 Switzerland	120.00	120.00
16	 China	114.00	114.00
17	 Netherlands	80.00	80.00
18	 Thailand	70.00	70.00
19	 Belgium	39.00	39.00
19	 Latvia	39.00	39.00
21	 Colombia	36.00	36.00
22	 Israël	35.00	35.00
23	 Spain	33.00	33.00
24	 Chinese Taipei	19.00	19.00
25	 Singapore	15.00	15.00
26	 India	8.00	8.00
26	 Indonesia	8.00	8.00
28	 United Arab Emirates	6.00	6.00
29	 Austria	3.00	3.00
29	 Lebanon	3.00	3.00
31	 South Africa	1.00	1.00

Chief Judge
Daniel Garcia (BRA)

Scorer
Christine Hui (TPE)