






Under 12 Boys Wakeboard Final results

Homologation: National events

| | Name | Categ. | Score | Execution | Intensity | Composition | PI | Q |
|---|--------------------|---|-------|-----------|-----------|-------------|------|---|
| 1 | Zea S. Ignacio |  U12 M | 55.56 | 18.20 | 18.70 | 18.65 | | |
| | | | J1 | 54.33 | 5.30 | 5.50 | 5.50 | 1 |
| | | | J2 | 54.33 | 5.30 | 5.50 | 5.50 | 1 |
| | | | J3 | 58.00 | 5.80 | 5.80 | 5.80 | 1 |
| 2 | Soto D. Nicolas |  U12 M | 45.67 | 14.87 | 15.36 | 15.43 | | |
| | | | J1 | 46.67 | 4.50 | 4.70 | 4.80 | 2 |
| | | | J2 | 46.67 | 4.50 | 4.70 | 4.80 | 2 |
| | | | J3 | 43.67 | 4.40 | 4.40 | 4.30 | 3 |
| 3 | Duque C. Sebastian |  U12 M | 44.22 | 14.43 | 14.81 | 14.98 | | |
| | | | J1 | 44.67 | 4.30 | 4.50 | 4.60 | 3 |
| | | | J2 | 44.67 | 4.30 | 4.50 | 4.60 | 3 |
| | | | J3 | 43.33 | 4.40 | 4.30 | 4.30 | 4 |
| 4 | Garcia V. Emilio |  U12 M | 44.11 | 13.88 | 15.36 | 14.87 | | |
| | | | J1 | 43.34 | 4.00 | 4.50 | 4.50 | 4 |
| | | | J2 | 43.34 | 4.00 | 4.50 | 4.50 | 4 |
| | | | J3 | 45.67 | 4.50 | 4.80 | 4.40 | 2 |
| 5 | Soto D. Tomas |  U12 M | 33.78 | 10.55 | 11.80 | 11.43 | | |
| | | | J1 | 33.34 | 3.00 | 3.50 | 3.50 | 5 |
| | | | J2 | 33.34 | 3.00 | 3.50 | 3.50 | 5 |
| | | | J3 | 34.67 | 3.50 | 3.60 | 3.30 | 5 |

Chief Judge
Cifuentes Rodriguez AngelicaScorer
Delgado Acosta Jersson