


















Junior Boys under 15 Slalom Results

Homologation: Ranking List

Bib	Name	Country	Categ.	Preliminary Round	Final Round	Overall
1	Schimanski Marius	GER 	-15 M	4,50/58/18.25	2,00/58/14.25	1000,00
2	Vasko Alexander	SVK 	-15 M	3,50/58/18.25	1,50/58/14.25	990,00
3	Hynek Radovan	SVK 	-15 M	4,00/55/18.25	4,00/58/18.25	800,00
4	Hintringer Fabian	AUT 	-15 M	2,50/52	2,50/55/18.25	650,00
5	Knotzer Felix	AUT 	-15 M	1,50/52	1,00/52	510,00
6	Stelzl Pascal	GER 	-15 M	3,00/52	2,25/49	540,00
7	Klein Max	GER 	-15 M	1,50/52		510,00
8	Haider Michael	AUT 	-15 M	5,00/49		460,00
9	Swiatek Pawel	POL 	-15 M	2,50/49		410,00
10	Bernecker Lukas	AUT 	-15 M	3,00/43		180,00
11	Bergmayr Achim	AUT 	-15 M	3,00/40		60,00
12	Bauer Felix	AUT 	-15 M	5,00/37		
13	Bernecker Felix	AUT 	-15 M	1,50/37		
14	Wiesmayr Mathias	AUT 	-15 M	0,00/37		

















Junior Girls under 15 Slalom Results

Homologation: Ranking List

Bib	Name	Country	Categ.	Preliminary Round	Final Round	Overall
1	Van De Crommert Linda	NED 	-15 F	2,00/55/18.25	4,00/55/18.25	1000,00
2	Ativ Aviv	ISR 	-15 F	3,50/52	4,50/52	862,50
3	Rüegg Sandrina	SUI 	-15 F	5,00/49	4,00/52	850,00







Junior Boys under 19 Slalom Results

Homologation: Ranking List

Bib	Name	Country	Categ.	Preliminary Round	Final Round	Overall
1	Fletcher Solomon	GBR 	-19 M	2,50/58/12.00	2,00/58/12.00	957,63
2	Hiebenga Pascal	GER 	-19 M	2,00/58/13.00	5,50/58/13.00	906,78
3	Brezovsky Peter	SVK 	-19 M	2,00/58/13.00	5,00/58/14.25	847,46
4	Slimak Nir	ISR 	-19 M	2,50/58/14.25	5,00/58/14.25	796,61
5	Vojnic Tomislav	AUT 	-19 M	5,00/58/14.25	6,00/58/16.00	796,61
6	Gumpenberger Oliver	AUT 	-19 M	2,50/58/14.25	2,50/58/16.00	754,24
7	Scherer Julian	GER 	-19 M	4,00/58/12.00	1,50/58/16.00	983,05
8	Levy Aviv	ISR 	-19 M	5,00/58/12.00	1,00/58/16.00	1000,00
9	Kolb Marc	GER 	-19 M	3,00/58/16.00		661,02
10	Szász Jakub	SVK 	-19 M	1,50/58/16.00		635,59
11	Chladek Lukas	CZE 	-19 M	5,00/58/18.25		593,22
12	Mansell Jamie	GBR 	-19 M	0,50/58/18.25		516,95
13	Schiewe Timo	GER 	-19 M	6,00/55/18.25		508,47
14	Newman James	GBR 	-19 M	3,00/55/18.25		457,63
15	Dieck Felix	GER 	-19 M	5,00/52		84,75
16	Israel Hen	ISR 	-19 M	3,00/52		50,85

Junior Girls under 19 Slalom Results





























Homologation: Ranking List

Bib	Name	Country	Categ.	Preliminary Round	Final Round	Overall
1	Schall Nadine	AUT 	-19 F	5,00/55/12.00	3,00/55/12.00	1000,00
2	Mazurkiewicz Justyna	POL 	-19 F	4,00/55/13.00	2,00/55/12.00	949,15
3	Arad Dikla	ISR 	-19 F	3,00/55/14.25	5,00/55/13.00	898,31
4	Madenfrost Alit	ISR 	-19 F	5,00/55/14.25	3,00/55/14.25	796,61
4	Mallwitz Chantal	GER 	-19 F	5,00/55/14.25	3,00/55/14.25	796,61
6	Matisova Patricia	SVK 	-19 F	5,00/55/18.25		593,22

Bib	Name	Country	Categ.	Preliminary Round	Final Round	Overall
7	Lavrijsen Nicky	NED 	-19 F	4,50/55/18.25		584,75
8	Lavrijsen Terry	NED 	-19 F	4,25/55/18.25		580,51
9	Lambert Charlotte	GBR 	-19 F	2,50/55/18.25		550,85







Open Men Slalom Results

Homologation: Ranking List

Bib	Name	Country	Categ.	Preliminary Round	Final Round	Overall
1	Herrmann Simon	GER 	Ope M	2,50/58/11.25	2,00/58/10.25	1000,00
2	Ativ Nadav	ISR 	Ope M	1,00/58/11.25	5,00/58/10.75	955,88
3	Pugstaller Robert	AUT 	Ope M	3,00/58/11.25	2,50/58/10.75	919,12
4	Tzdaka Moshe	ISR 	Ope M	0,50/58/11.25	1,00/58/10.75	897,06
5	Erlinger Paul	AUT 	Ope M	2,50/58/12.00	4,00/58/11.25	852,94
6	Olsavsky Stefan	SVK 	Ope M	2,00/58/11.25	5,50/58/12.00	823,53
7	Krenn Josef	AUT 	Ope M	3,00/58/12.00	3,00/58/12.00	750,00
7	Maltzahn Daniel	GER 	Ope M	3,00/58/12.00	3,00/58/12.00	750,00
9	Marcincin Richard	SVK 	Ope M	5,00/58/12.00	2,00/58/12.00	779,41
10	Hribik Miroslav	SVK 	Ope M	5,00/58/13.00	2,00/58/12.00	735,29
11	Krenn Alois	AUT 	Ope M	5,00/58/11.25	2,00/58/14.25	867,65
12	Gerhofer Peter	AUT 	Ope M	5,00/58/12.00	1,50/58/14.25	779,41
13	Zinser Daniel	GER 	Ope M	4,50/58/13.00		683,82
14	Lavrijsen Rico	NED 	Ope M	2,00/58/13.00		647,06
14	Miketa Jan	CZE 	Ope M	2,00/58/13.00		647,06
16	Licht Ulf	GER 	Ope M	6,00/58/14.25		617,65
17	Gumpenberger Helmut	AUT 	Ope M	5,00/58/14.25		602,94
18	Wiel Edwin Van De	NED 	Ope M	4,00/58/14.25		588,24
19	Weikard Christian	GER 	Ope M	5,00/58/16.00		514,71
20	Pieczonka Bartosz	POL 	Ope M	5,00/58/18.25		426,47
21	Osmancik Leo	CZE 	Ope M	4,25/58/18.25		415,44
22	Mühlbauer Kurt	AUT 	Ope M	3,00/58/18.25		397,06
23	Kazek Dawid	POL 	Ope M	5,00/55/18.25		73,53
24	Lichtman Roi	ISR 	Ope M	4,50/55/18.25		66,18
25	Cahill Ryan	GBR 	Ope M	4,00/55/18.25		58,82
26	Graw Martin	GER 	Ope M	3,00/55/18.25		44,12
27	Schiewe Rolf	GER 	Ope M	2,50/55/18.25		36,76
28	Klein Rene	GER 	Ope M	0,50/55/18.25		7,35







Open Ladies Slalom Results


Homologation: Ranking List

Bib	Name	Country	Categ.	Preliminary Round	Final Round	Overall
1	Wittenbrock Jana	GER 	Ope F	2,50/55/13.00	2,00/55/12.00 <small>(Tie break: 2,50/55/12.00)</small>	980,39
2	Schall Bianca	AUT 	Ope F	3,00/55/12.00	2,00/55/12.00 <small>(Tie break: 2,00/55/12.00)</small>	1000,00
3	Oravcova Eva	SVK 	Ope F	3,00/55/13.00	2,00/55/12.00 <small>(Tie break: 4,50/55/13.00)</small>	980,39
4	Mos Anna	POL 	Ope F	2,50/55/14.25	4,50/55/14.25	794,12
5	Vogt Sarah	GER 	Ope F	3,25/55/16.00	4,00/55/16.00	666,67
6	Sieber Susanne	AUT 	Ope F	3,00/55/18.25		529,41

Junior Boys under 15 Tricks Results



Homologation: Ranking List

Bib	Name	Country	Categ.	Preliminary Round	Final Round	Overall
1	Vasko Alexander	SVK 	-15 M	7610	6780	1000,00
2	Hynek Radovan	SVK 	-15 M	4500	4140	591,33
3	Schimanski Marius	GER 	-15 M	4440	3810	583,44
4	Swiatek Pawel	POL 	-15 M	1940	1940	254,93
5	Stelzl Pascal	GER 	-15 M	960	1750	229,96
6	Haider Michael	AUT 	-15 M	440		57,82

Bib	Name	Country	Categ.	Preliminary Round	Final Round	Overall
7	Hintringer Fabian	AUT 	-15 M	80		10,51













Junior Girls under 15 Tricks Results

Homologation: Ranking List

Bib	Name	Country	Categ.	Preliminary Round	Final Round	Overall
1	Van De Crommert Linda	NED 	-15 F	1970	1970	1000,00
2	Ativ Aviv	ISR 	-15 F	1270	1470	746,19








Junior Boys under 19 Tricks Results

Homologation: Ranking List

Bib	Name	Country	Categ.	Preliminary Round	Final Round	Overall
1	Levy Aviv	ISR 	-19 M	6230	6450	1000,00
2	Scherer Julian	GER 	-19 M	6060	6190	959,69
3	Slimak Nir	ISR 	-19 M	4760	5090	789,15
4	Dieck Felix	GER 	-19 M	4730	4990	773,64
5	Kolb Marc	GER 	-19 M	5350	4600	829,46
6	Chladek Lukas	CZE 	-19 M	4420	3570	685,27
7	Fletcher Solomon	GBR 	-19 M	3890		603,10
8	Hiebenga Pascal	GER 	-19 M	3350		519,38
9	Israel Hen	ISR 	-19 M	3330		516,28
10	Brezovsky Peter	SVK 	-19 M	3060		474,42
11	Mansell Jamie	GBR 	-19 M	2250		348,84
12	Szász Jakub	SVK 	-19 M	1910		296,12

















Junior Girls under 19 Tricks Results


Homologation: Ranking List

Bib	Name	Country	Categ.	Preliminary Round	Final Round	Overall
1	Mazurkiewicz Justyna	POL 	-19 F	8700	8400	1000,00
2	Lavrijsen Terry	NED 	-19 F	3050	3030	350,57
3	Arad Dikla	ISR 	-19 F	2540	2720	312,64
4	Mallwitz Chantal	GER 	-19 F	2570	2550	295,40
5	Schall Nadine	AUT 	-19 F	2300	2100	264,37
6	Madenfrost Alit	ISR 	-19 F	2210		254,02
7	Matisova Patricia	SVK 	-19 F	2200		252,87

Open Men Tricks Results







Homologation: Ranking List

Bib	Name	Country	Categ.	Preliminary Round	Final Round	Overall
1	Kazek Dawid	POL 	Ope M	9200	9280	1000,00
2	Hribik Miroslav	SVK 	Ope M	8420	8640	931,03
3	Herrmann Simon	GER 	Ope M	5460	7560	814,66
4	Pieczonka Bartosz	POL 	Ope M	5480	5560	599,14
5	Tzdaka Moshe	ISR 	Ope M	8660	5480	933,19
6	Miketa Jan	CZE 	Ope M	4870	5310	572,20
7	Klein Rene	GER 	Ope M	5050	4300	544,18
8	Weikard Christian	GER 	Ope M	5950	2910	641,16
9	Lavrijsen Rico	NED 	Ope M	4540		489,22
10	Maltzahn Daniel	GER 	Ope M	4250		457,97
11	Graw Martin	GER 	Ope M	4180		450,43
12	Zinser Daniel	GER 	Ope M	3800		409,48
13	Marcincin Richard	SVK 	Ope M	3520		379,31
14	Osmancík Leo	CZE 	Ope M	3350		360,99
15	Schiewe Rolf	GER 	Ope M	2640		284,48
16	Wiel Edwin Van De	NED 	Ope M	2550		274,78

Bib	Name	Country	Categ.	Preliminary Round	Final Round	Overall
17	Cahill Ryan	GBR 	Ope M	1140		122,84







Open Ladies Tricks Results

Homologation: Ranking List

Bib	Name	Country	Categ.	Preliminary Round	Final Round	Overall
1	Mos Anna	POL 	Ope F	7610	8230	1000,00
2	Schall Bianca	AUT 	Ope F	2870	3050	370,60
3	Oravcova Eva	SVK 	Ope F	3100	3000	376,67
4	Sieber Susanne	AUT 	Ope F	1900	2260	274,61
5	Wittenbrock Jana	GER 	Ope F	1490	1820	221,14
6	Vogt Sarah	GER 	Ope F	1320		160,39



Junior Boys under 15 Jump Results

Homologation: Ranking List

Bib	Name	Country	Categ.	Preliminary Round	Final Round	Overall
1	Schimanski Marius	GER 	-15 M	32,6m	32,0m	1000,00
2	Hintringer Fabian	AUT 	-15 M	31,8m	31,2m	975,46
3	Vasko Alexander	SVK 	-15 M	28,3m	27,8m	868,10
4	Swiatek Pawel	POL 	-15 M	25,1m	26,3m	806,75
5	Hynek Radovan	SVK 	-15 M	16,9m	16,3m	518,40
6	Haider Michael	AUT 	-15 M	13,2m		404,91













Junior Girls under 15 Jump Results

Homologation: Ranking List

Bib	Name	Country	Categ.	Preliminary Round	Final Round	Overall
1	Van De Crommert Linda	NED 	-15 F	24,1m	21,2m	1000,00
2	Rüegg Sandrina	SUI 	-15 F	13,6m	15,9m	659,75






Junior Boys under 19 Jump Results



Homologation: Ranking List

Bib	Name	Country	Categ.	Preliminary Round	Final Round	Overall
1	Scherer Julian	GER 	-19 M	42,8m	44,0m	997,07
2	Kolb Marc	GER 	-19 M	44,1m	39,4m	1000,00
3	Hiebenga Pascal	GER 	-19 M	37,8m	38,4m	832,84
4	Dieck Felix	GER 	-19 M	39,4m	38,3m	862,17
5	Israel Hen	ISR 	-19 M	41,0m	37,4m	909,09
6	Levy Aviv	ISR 	-19 M	37,8m	32,0m	815,25
7	Fletcher Solomon	GBR 	-19 M	34,2m		709,68
7	Schiewe Timo	GER 	-19 M	34,2m		709,68
9	Szász Jakub	SVK 	-19 M	32,9m		671,55
10	Chladek Lukas	CZE 	-19 M	27,3m		507,33
11	Brezovsky Peter	SVK 	-19 M	24,9m		436,95
12	Mansell Jamie	GBR 	-19 M	22,0m		351,91

Junior Girls under 19 Jump Results


















Homologation: Ranking List

Bib	Name	Country	Categ.	Preliminary Round	Final Round	Overall
1	Schall Nadine	AUT 	-19 F	29,2m	30,2m	984,38
2	Arad Dikla	ISR 	-19 F	30,6m	29,7m	1000,00
3	Mallwitz Chantal	GER 	-19 F	28,2m	29,6m	960,94
4	Lavrijsen Terry	NED 	-19 F	27,8m	28,9m	933,59
5	Madenfrost Alit	ISR 	-19 F	28,0m	28,2m	906,25

Bib	Name	Country	Categ.	Preliminary Round	Final Round	Overall
6	Matisova Patricia	SVK 	-19 F	24,2m		750,00
7	Mazurkiewicz Justyna	POL 	-19 F	21,9m		660,16






Open Men Jump Results

Homologation: Ranking List







Bib	Name	Country	Categ.	Preliminary Round	Final Round	Overall
1	Tzdaka Moshe	ISR 	Ope M	54,2m	55,4m	978,21
2	Hintringer Manfred	AUT 	Ope M	56,3m	54,0m	1000,00
3	Maltzahn Daniel	GER 	Ope M	44,9m	53,1m	922,52
4	Zinser Daniel	GER 	Ope M	47,9m	49,6m	837,77
5	Hribik Miroslav	SVK 	Ope M	44,4m	45,1m	728,81
6	Mühlbauer Kurt	AUT 	Ope M	40,4m	43,4m	687,65
7	Lavrijsen Rico	NED 	Ope M	41,2m	41,9m	651,33
8	Osmancik Leo	CZE 	Ope M	42,2m	0,0m	658,60
9	Miketa Jan	CZE 	Ope M	40,2m		610,17
10	Klein Rene	GER 	Ope M	38,9m		578,69
11	Pieczonka Bartosz	POL 	Ope M	38,6m		571,43
12	Wiel Edwin Van De	NED 	Ope M	36,8m		527,85
13	Kazek Dawid	POL 	Ope M	36,6m		523,00
14	Cahill Ryan	GBR 	Ope M	35,5m		496,37
15	Graw Martin	GER 	Ope M	35,0m		484,26
16	Weikard Christian	GER 	Ope M	30,2m		368,04
17	Schiewe Rolf	GER 	Ope M	28,2m		319,61

Open Ladies Jump Results


Homologation: Ranking List

Bib	Name	Country	Categ.	Preliminary Round	Final Round	Overall
1	Wittenbrock Jana	GER 	Ope F	35,6m	34,1m	1000,00
2	Schall Bianca	AUT 	Ope F	27,3m	28,3m	714,84
3	Mos Anna	POL 	Ope F	24,0m	25,4m	601,56
4	Sieber Susanne	AUT 	Ope F	23,9m	25,0m	585,94
5	Vogt Sarah	GER 	Ope F	17,8m	19,6m	375,00


Junior Boys under 15 Overall Results

Bib	Name	Country	Categ.	Slalom	Tricks	Jump	Overall
1	Vasko Alexander	SVK 	-15 M	990,00	1000,00	868,10	2858,10
2	Schimanski Marius	GER 	-15 M	1000,00	583,44	1000,00	2583,44
3	Hynek Radovan	SVK 	-15 M	800,00	591,33	518,40	1909,73
4	Hintringer Fabian	AUT 	-15 M	650,00	10,51	975,46	1635,97
5	Swiatek Pawel	POL 	-15 M	410,00	254,93	806,75	1471,68
6	Haider Michael	AUT 	-15 M	460,00	57,82	404,91	922,73

Junior Girls under 15 Overall Results

Bib	Name	Country	Categ.	Slalom	Tricks	Jump	Overall
1	Van De Crommert Linda	NED 	-15 F	1000,00	1000,00	1000,00	3000,00

Junior Boys under 19 Overall Results

Bib	Name	Country	Categ.	Slalom	Tricks	Jump	Overall
1	Scherer Julian	GER 	-19 M	983,05	959,69	997,07	2939,81

Bib	Name	Country	Categ.	Slalom	Tricks	Jump	Overall
2	Levy Aviv	ISR	-19 M	1000,00	1000,00	815,25	2815,25
3	Kolb Marc	GER	-19 M	661,02	829,46	1000,00	2490,48
4	Fletcher Solomon	GBR	-19 M	957,63	603,10	709,68	2270,41
5	Hiebenga Pascal	GER	-19 M	906,78	519,38	832,84	2259,00
6	Chladek Lukas	CZE	-19 M	593,22	685,27	507,33	1785,82
7	Brezovsky Peter	SVK	-19 M	847,46	474,42	436,95	1758,83
8	Dieck Felix	GER	-19 M	84,75	773,64	862,17	1720,56
9	Szász Jakub	SVK	-19 M	635,59	296,12	671,55	1603,26
10	Israel Hen	ISR	-19 M	50,85	516,28	909,09	1476,22
11	Mansell Jamie	GBR	-19 M	516,95	348,84	351,91	1217,70

Junior Girls under 19 Overall Results

Bib	Name	Country	Categ.	Slalom	Tricks	Jump	Overall
1	Mazurkiewicz Justyna	POL	-19 F	949,15	1000,00	660,16	2609,31
2	Schall Nadine	AUT	-19 F	1000,00	264,37	984,38	2248,75
3	Arad Dikla	ISR	-19 F	898,31	312,64	1000,00	2210,95
4	Mallwitz Chantal	GER	-19 F	796,61	295,40	960,94	2052,95
5	Madenfrost Alit	ISR	-19 F	796,61	254,02	906,25	1956,88
6	Lavrijsen Terry	NED	-19 F	580,51	350,57	933,59	1864,67
7	Matisova Patricia	SVK	-19 F	593,22	252,87	750,00	1596,09

Open Men Overall Results

Bib	Name	Country	Categ.	Slalom	Tricks	Jump	Overall
1	Tzdaka Moshe	ISR	Ope M	897,06	933,19	978,21	2808,46
2	Hribik Miroslav	SVK	Ope M	735,29	931,03	728,81	2395,13
3	Maltzahn Daniel	GER	Ope M	750,00	457,97	922,52	2130,49
4	Zinser Daniel	GER	Ope M	683,82	409,48	837,77	1931,07
5	Miketa Jan	CZE	Ope M	647,06	572,20	610,17	1829,43
6	Lavrijsen Rico	NED	Ope M	647,06	489,22	651,33	1787,61
7	Pieczonka Bartosz	POL	Ope M	426,47	599,14	571,43	1597,04
8	Kazek Dawid	POL	Ope M	73,53	1000,00	523,00	1596,53
9	Weikard Christian	GER	Ope M	514,71	641,16	368,04	1523,91
10	Osmančík Leo	CZE	Ope M	415,44	360,99	658,60	1435,03
11	Wiel Edwin Van De	NED	Ope M	588,24	274,78	527,85	1390,87
12	Klein Rene	GER	Ope M	7,35	544,18	578,69	1130,22
13	Graw Martin	GER	Ope M	44,12	450,43	484,26	978,81
14	Cahill Ryan	GBR	Ope M	58,82	122,84	496,37	678,03
15	Schiewe Rolf	GER	Ope M	36,76	284,48	319,61	640,85

Open Ladies Overall Results

Bib	Name	Country	Categ.	Slalom	Tricks	Jump	Overall
1	Mos Anna	POL	Ope F	794,12	1000,00	601,56	2395,68
2	Wittenbrock Jana	GER	Ope F	980,39	221,14	1000,00	2201,53
3	Schall Bianca	AUT	Ope F	1000,00	370,60	714,84	2085,44
4	Sieber Susanne	AUT	Ope F	529,41	274,61	585,94	1389,96
5	Vogt Sarah	GER	Ope F	666,67	160,39	375,00	1202,06

Chief Judge
Jürgen Pitz

Homologator
Klaus Kleesadl

Scorer
Martin Sühs