



































Under 14 Boys Slalom Results

Homologation: Ranking List

Bib	Name	Country	Categ.	Preliminary Round	Final Round	Overall
1	(17) Llewellyn Dorian	AUT 	-14 M	4,00/55/12.00	1,00/55/11.25	914,89
2	(2) Caruso Brando	ITA 	-14 M	3,50/55/12.00	4,00/55/12.00	851,06
3	(16) Weichhart Andreas	AUT 	-14 M	2,00/55/12.00	4,00/55/12.00	851,06
4	(77) Patounis Achileas	GRE 	-14 M	2,50/55/12.00	2,00/55/12.00	819,15
5	(53) Jollivet Maxence	FRA 	-14 M	2,00/55/12.00	2,00/55/12.00	808,51
6	(1) Berio Edoardo	ITA 	-14 M	2,50/55/12.00	1,50/55/12.00	819,15
7	(68) Turp William	GBR 	-14 M	2,00/55/12.00	0,50/55/12.00	808,51
8	(50) Schultz-Sorensen Victor	DEN 	-14 M	3,50/55/13.00	5,00/55/13.00	744,68
9	(41) Loudil Marek	CZE 	-14 M	1,50/55/12.00	0,00/55/13.00	797,87
10	(95) Borysewicz Kamil	POL 	-14 M	3,00/55/13.00	5,00/55/14.25	702,13
11	(54) Lagadec Jean	FRA 	-14 M	1,50/55/13.00 <small>(Tiebreak: 1,50/55/14.25)</small>	3,50/55/14.25	670,21
12	(78) Proios Ioannis	GRE 	-14 M	2,00/55/13.00	2,50/49	680,85
13	(78) Plytas Nikolaos	GRE 	-14 M	1,50/55/13.00 <small>(Tiebreak: 0,00/55/14.25)</small>		670,21
14	(52) Dailland Tanguy	FRA 	-14 M	1,00/55/13.00		659,57
15	(3) Pajni Gianmarco	ITA 	-14 M	5,00/55/14.25		617,02
16	(42) Hruby Libor	CZE 	-14 M	2,50/55/14.25		563,83
17	(24) Karakulka Andrei	BLR 	-14 M	2,25/55/14.25		558,51
18	(88) Swaan Tommy	NED 	-14 M	2,00/55/14.25		553,19
19	(26) Labkovich Ilya	BLR 	-14 M	1,00/55/14.25		531,91
20	(25) Marozau Artisiom	BLR 	-14 M	4,00/55/16.00		468,09
21	(116) Hökfelt Zaccarias	SUI 	-14 M	2,50/55/16.00		436,17
21	(105) Parellada Lluís	ESP 	-14 M	2,50/55/16.00		436,17
21	(117) Stadlbaur Vincent	SUI 	-14 M	2,50/55/16.00		436,17
24	(104) Noguera Vergés Alvaro	ESP 	-14 M	1,50/55/16.00		414,89
25	(115) Fanti Yann	SUI 	-14 M	2,50/55/18.25		308,51
26	(87) Cinis Miks	LAT 	-14 M	1,50/52		159,57
27	(67) Critchley Jack	GBR 	-14 M	2,50/49		53,19















Under 14 Girls Slalom Results

Homologation: Ranking List

Bib	Name	Country	Categ.	Preliminary Round	Final Round	Overall
1	(57) Poulain-Ferarios Camille	*FRA 	-14 F	4,00/55/13.00	1,00/55/12.00	966,29
2	(65) Bonnemann Giannina	GER 	-14 F	4,00/55/13.00	4,50/55/13.00	910,11
3	(19) Huemer Hanna	AUT 	-14 F	3,00/55/13.00	2,50/55/14.25	876,40
4	(5) Kaldis Arieta	*ITA 	-14 F	4,00/55/14.25	2,00/55/13.00	853,93
5	(70) Wharton Charlotte	GBR 	-14 F	1,50/55/13.00	3,50/55/14.25	842,70
6	(64) Bonnemann Chiara	GER 	-14 F	5,00/55/14.25	2,50/55/14.25	786,52
7	(27) Straltsova Hanna	BLR 	-14 F	3,50/55/14.25	4,00/55/14.25	764,04
















2008 EAME YOUTH CHAMPIONSHIPS

6.8.2008 - 10.8.2008

Bib	Name	Country	Categ.	Preliminary Round	Final Round	Overall
8	(43) Cespivova Anna	CZE 	-14 F	3,50/55/14.25	1,00/55/14.25	752,81
9	(66) Haschock Maria	GER 	-14 F	2,00/55/14.25	2,50/55/16.00	719,10
10	(55) Phily Laura	FRA 	-14 F	5,00/55/16.00	4,00/55/16.00	651,69
11	(36) Mateo-Florentino Ana	BEL 	-14 F	4,00/55/16.00	1,50/55/16.00	629,21
12	(4) Bagnoli Alice	ITA 	-14 F	3,00/55/16.00	2,50/55/18.25	606,74
13	(128) Christoforou Christina	CYP 	-14 F	1,00/55/16.00		561,80
13	(18) Robatsch Juliane	AUT 	-14 F	1,00/55/16.00		561,80
15	(80) Daniil Ioli	GRE 	-14 F	3,50/55/18.25		483,15
15	(44) Svecova Katerina	CZE 	-14 F	3,50/55/18.25		483,15
17	(69) Williams Lauren	GBR 	-14 F	2,50/55/18.25		460,67
18	(118) Hökfelt Zoé	SUI 	-14 F	2,00/55/18.25		449,44
19	(106) Mill Botella Mariona	ESP 	-14 F	4,00/52		359,55
20	(107) Mill Botella Pia	ESP 	-14 F	2,00/52		314,61
21	(99) Odintsova Anna	RUS 	-14 F	3,00/46		67,42











Under 17 Boys Slalom Results

Homologation: Ranking List

Bib	Name	Country	Categ.	Preliminary Round	Final Round	Overall
1	(58) Descuns Sacha	FRA 	-17 M	3,50/58/11.25	3,50/58/11.25	910,00
2	(46) Kolman Martin	CZE 	-17 M	2,00/58/12.00	2,00/58/11.25	880,00
3	(10) Spinelli Luca	ITA 	-17 M	3,00/58/12.00	0,50/58/11.25	850,00
4	(89) De Jonge Sander	NED 	-17 M	3,00/58/12.00	3,50/58/12.00	790,00
5	(72) Earl James	GBR 	-17 M	0,50/58/11.25	3,00/58/12.00	850,00
6	(110) Efverström Daniel	SWE 	-17 M	1,50/58/12.00	3,00/58/12.00	780,00
7	(59) Fernandez Theo	FRA 	-17 M	2,00/58/12.00	2,50/58/12.00	770,00
8	(83) Lambrou Stavros	GRE 	-17 M	2,00/58/12.00	2,00/58/12.00	760,00
9	(62) Niola Thomas	*FRA 	-17 M	3,00/58/12.00	4,50/58/13.00	780,00
10	(126) Hadjikyriacos Kyriacos	CYP 	-17 M	4,50/58/12.00	1,50/58/13.00	810,00
11	(31) Basinski Mikhail	BLR 	-17 M	1,50/58/12.00	2,50/52	750,00
12	(37) Boone Mathieu	BEL 	-17 M	1,50/58/12.00	2,00/52	750,00
13	(102) Mlynek Marek	SVK 	-17 M	0,50/58/12.00		730,00
13	(22) Urban Alexander	AUT 	-17 M	0,50/58/12.00		730,00
15	(9) Benatti Nicholas	ITA 	-17 M	4,50/58/13.00		690,00
15	(39) Van Heuverswijn Cyprien	BEL 	-17 M	4,50/58/13.00		690,00
17	(32) Isayeu Aliaksandr	BLR 	-17 M	3,50/58/13.00		670,00
17	(33) Mishustsin Pavel	BLR 	-17 M	3,50/58/13.00		670,00
19	(90) Jungerius Nick	NED 	-17 M	2,00/58/13.00		640,00
20	(101) Fekete Stefan	SCG 	-17 M	1,50/58/13.00		630,00
20	(93) Hvaara Tobias	NOR 	-17 M	1,50/58/13.00		630,00
20	(20) Partl Daniel	AUT	-17 M	1,50/58/13.00		630,00
20	(84) Stamatis Ioannis	GRE	-17 M	1,50/58/13.00		630,00
20	(73) Wharton Christopher	GBR	-17 M	1,50/58/13.00		630,00
25	(82) Christou Dimitris	GRE	-17 M	0,00/58/13.00		600,00
25	(21) Swoboda Mathias	AUT	-17 M	0,00/58/13.00		600,00























2008 EAME YOUTH CHAMPIONSHIPS

6.8.2008 - 10.8.2008

Bib	Name	Country	Categ.	Preliminary Round	Final Round	Overall
27	(38) Van Den Eynde Jerome	BEL 	-17 M	3,00/58/14.25		540,00
28	(92) Antonsen Christer	NOR 	-17 M	1,50/58/14.25		510,00
29	(125) Muzic Feruccio	CRO 	-17 M	0,50/58/14.25		490,00
30	(121) Cogne Dimitri	SUI 	-17 M	3,50/58/16.00		430,00
31	(96) Galinowski Jan	POL 	-17 M	3,00/58/16.00		420,00
32	(47) Tichy Vaclav	CZE 	-17 M	5,00/58/18.25		340,00
33	(123) Zeder Mathieu	SUI 	-17 M	2,50/58/18.25		290,00
34	(100) Petrov Oleg	RUS 	-17 M	3,50/55/18.25		190,00
35	(112) Schützer Johan	SWE 	-17 M	4,50/52		90,00
36	(111) Vikström Oskar	SWE 	-17 M	3,50/52		70,00


Under 17 Girls Slalom Results

Homologation: Ranking List

Bib	Name	Country	Categ.	Preliminary Round	Final Round	Overall
1	(11) Caruso Silvia	ITA 	-17 F	2,00/55/12.00	3,00/55/12.00	896,55
2	(63) Franc Ambre	*FRA 	-17 F	4,50/55/12.00	2,50/55/12.00	931,03
3	(61) Costard Manon	FRA 	-17 F	1,50/55/12.00	2,50/55/12.00	885,06
4	(76) Winter Amelia	*GBR 	-17 F	1,00/55/12.00	2,00/55/12.00	873,56
5	(60) Cambray Iris	FRA 	-17 F	1,00/55/12.00	1,00/55/12.00	850,57
6	(74) Mayling Annie	GBR 	-17 F	2,00/55/13.00 (Tiebreak: 2,00/55/13.00)	0,50/55/12.00	839,08
7	(103) Viljoen Gabriella	RSA 	-17 F	2,50/55/12.00	3,50/55/13.00	885,06
8	(48) Povolna Petra	CZE 	-17 F	1,00/55/12.00	3,50/55/13.00	850,57
9	(85) Kaldi Alexandra	GRE 	-17 F	4,50/55/13.00	1,50/55/13.00	793,10
10	(12) Pajni Maria Luisa	ITA 	-17 F	3,00/55/13.00	1,50/55/13.00	758,62
11	(98) Simoes Catarina	POR 	-17 F	3,50/55/13.00	0,50/55/13.00	770,11
12	(23) Basic Kim	AUT 	-17 F	3,00/55/13.00	0,50/55/13.00	758,62
13	(109) De Medrano Tiana Júlia	ESP 	-17 F	2,00/55/13.00 (Tiebreak: 4,00/49)		735,63
14	(75) Shorten Danielle	GBR 	-17 F	1,50/55/13.00		724,14
15	(113) Pantzare Madelene	SWE 	-17 F	2,00/55/14.25		597,70
16	(34) Khmialnitskaya Katsiaryna	BLR 	-17 F	4,50/55/16.00		517,24
17	(51) Hoikkanen Emilia	FIN 	-17 F	3,00/55/18.25		344,83
17	(94) Olsen Kine Anett	NOR 	-17 F	3,00/55/18.25		344,83
19	(97) Fortunato Marta	POR 	-17 F	0,50/55/18.25		287,36
20	(40) Trinidad-Florentino Yaneris	BEL 	-17 F	3,50/49		80,46
21	(129) Kotliarenko Anastasiia	UKR 	-17 F	3,00/49		68,97
21	(49) Tomanova Katerina	CZE 	-17 F	3,00/49		68,97





















Under 14 Boys Tricks Results

Homologation: Ranking List

Bib	Name	Country	Categ.	Preliminary Round	Final Round	Overall
1	(24) Karakulka Andrei	BLR 	-14 M	5260	5930	822,47





















2008 EAME YOUTH CHAMPIONSHIPS


6.8.2008 - 10.8.2008

Bib	Name	Country	Categ.	Preliminary Round	Final Round	Overall
2	(25) Marozau Artisiom	BLR 	-14 M	4180	5540	768,38
3	(2) Caruso Brando	ITA 	-14 M	5310	5520	765,60
4	(3) Pajni Gianmarco	ITA 	-14 M	3620	4700	651,87
5	(54) Lagadec Jean	FRA 	-14 M	4690	4130	650,49
6	(52) Dailland Tanguy	FRA 	-14 M	4230	3710	586,69
7	(1) Berio Edoardo	ITA 	-14 M	3300	3670	509,02
8	(68) Turp William	GBR 	-14 M	2860	3150	436,89
9	(41) Loudil Marek	CZE 	-14 M	3240	2990	449,38
10	(17) Llewellyn Dorian	AUT 	-14 M	4000	2980	554,79
11	(26) Labkovich Ilya	BLR 	-14 M	2760	2460	382,80
12	(78) Plytas Nikolaos	GRE 	-14 M	5230	1970	725,38
13	(42) Hruby Libor	CZE 	-14 M	2500		346,74
14	(53) Jollivet Maxence	FRA 	-14 M	2390		331,48
15	(104) Noguera Vergés Alvaro	ESP 	-14 M	2250		312,07
16	(77) Patounis Achileas	GRE 	-14 M	2220		307,91
17	(95) Borysewicz Kamil	POL 	-14 M	2130		295,42
18	(88) Swaan Tommy	NED 	-14 M	2000		277,39
19	(16) Weichhart Andreas	AUT 	-14 M	1870		259,36
20	(105) Parellada Lluís	ESP 	-14 M	1340		185,85
21	(50) Schultz-Sorensen Victor	DEN 	-14 M	770		106,80

Under 14 Girls Tricks Results



























Homologation: Ranking List

Bib	Name	Country	Categ.	Preliminary Round	Final Round	Overall
1	(55) Phily Laura	FRA 	-14 F	3030	4860	738,60
2	(5) Kaldis Arieta	*ITA 	-14 F	4330	4610	700,61
3	(57) Poulain-Ferarios Camille	*FRA 	-14 F	3850	4550	691,49
4	(65) Bonnemann Giannina	GER 	-14 F	3940	4510	685,41
5	(8) Rustioni Lucia	*ITA 	-14 F	3770	3870	588,15
6	(70) Wharton Charlotte	GBR 	-14 F	2850	3520	534,95
7	(69) Williams Lauren	GBR 	-14 F	3090	3450	524,32
8	(4) Bagnoli Alice	ITA 	-14 F	3800	3290	577,51
9	(43) Cespivova Anna	CZE 	-14 F	3300	3160	501,52
10	(56) Deshayes Julie	*FRA 	-14 F	3110	2300	472,64
11	(66) Haschock Maria	GER 	-14 F	2990	1930	454,41
12	(99) Odintsova Anna	RUS 	-14 F	2890	1650	439,21
13	(27) Straltsova Hanna	BLR 	-14 F	2810		427,05
14	(44) Svecova Katerina	CZE 	-14 F	2290		348,02
15	(19) Huemer Hanna	AUT 	-14 F	2150		326,75
16	(64) Bonnemann Chiara	GER 	-14 F	1990		302,43
17	(80) Daniil Ioli	GRE 	-14 F	1760		267,48
18	(18) Robatsch Juliane	AUT 	-14 F	1130		171,73
19	(118) Hökfelt Zoé	SUI 	-14 F	990		150,46
20	(106) Mill Botella Marion	ESP 	-14 F	870		132,22

Bib	Name	Country	Categ.	Preliminary Round	Final Round	Overall
21	(107) Mill Botella Pia	ESP 	-14 F	660		100,30








Under 17 Boys Tricks Results

Homologation: Ranking List

Bib	Name	Country	Categ.	Preliminary Round	Final Round	Overall
1	(46) Kolman Martin	CZE 	-17 M	8350	8600	818,27
2	(31) Basinski Mikhail	BLR 	-17 M	8090	7570	769,74
3	(72) Earl James	GBR 	-17 M	8470	7560	805,90
4	(59) Fernandez Theo	FRA 	-17 M	5900	6780	645,10
5	(110) Efverström Daniel	SWE 	-17 M	5550	5650	537,58
6	(9) Benatti Nicholas	ITA 	-17 M	6680	5300	635,59
7	(84) Stamatis Ioannis	GRE 	-17 M	5100	5010	485,25
8	(32) Isayeu Aliaksandr	BLR 	-17 M	7250	4950	689,82
9	(47) Tichy Vaclav	CZE 	-17 M	4600	4920	468,13
10	(82) Christou Dimitris	GRE 	-17 M	4940	4660	470,03
11	(111) Vikström Oskar	SWE 	-17 M	5750	4580	547,10
12	(73) Wharton Christopher	GBR 	-17 M	4300	3070	409,13
13	(39) Van Heuverswijn Cyprien	BEL 	-17 M	4650	2230	442,44
14	(33) Mishustsin Pavel	BLR 	-17 M	4430		421,50
15	(102) Mlynek Marek	SVK 	-17 M	4080		388,20
16	(10) Spinelli Luca	ITA 	-17 M	3940		374,88
17	(89) De Jonge Sander	NED 	-17 M	3380		321,60
18	(112) Schützer Johan	SWE 	-17 M	3180		302,57
19	(58) Descuns Sacha	FRA 	-17 M	3130		297,81
20	(83) Lambrou Stavros	GRE 	-17 M	2820		268,32
21	(21) Swoboda Mathias	AUT 	-17 M	2670		254,04
22	(90) Jungerius Nick	NED 	-17 M	2390		227,40
23	(22) Urban Alexander	AUT 	-17 M	2240		213,13
24	(20) Partl Daniel	AUT 	-17 M	2090		198,86
25	(96) Galinowski Jan	POL 	-17 M	1700		161,75
26	(100) Petrov Oleg	RUS 	-17 M	1010		96,10









Under 17 Girls Tricks Results

Homologation: Ranking List

Bib	Name	Country	Categ.	Preliminary Round	Final Round	Overall
1	(60) Cambray Iris	FRA 	-17 F	7040	6950	931,22
2	(11) Caruso Silvia	ITA 	-17 F	6120	6120	809,52
3	(61) Costard Manon	FRA 	-17 F	5640	5040	746,03
4	(12) Pajni Maria Luisa	ITA 	-17 F	4730	4940	653,44
5	(48) Povolna Petra	CZE 	-17 F	6010	4690	794,97
6	(85) Kaldi Alexandra	GRE 	-17 F	4410	4100	583,33
7	(49) Tomanova Katerina	CZE 	-17 F	3900	3120	515,87

2008 EAME YOUTH CHAMPIONSHIPS

6.8.2008 - 10.8.2008

Bib	Name	Country	Categ.	Preliminary Round	Final Round	Overall
8	(113) Pantzare Madelene	SWE 	-17 F	3320	2590	439,15
9	(34) Khmialnitskaya Katsiaryna	BLR 	-17 F	3270		432,54
10	(75) Shorten Danielle	GBR 	-17 F	3200		423,28
11	(23) Basic Kim	AUT 	-17 F	3120		412,70
12	(109) De Medrano Tiana Júlia	ESP 	-17 F	2850		376,98
13	(51) Hoikkanen Emilia	FIN 	-17 F	2330		308,20
14	(74) Mayling Annie	GBR 	-17 F	2140		283,07
15	(103) Viljoen Gabriella	RSA 	-17 F	1440		190,48



Under 14 Boys Jump Results

Homologation: Ranking List

Bib	Name	Country	Categ.	Preliminary Round	Final Round	Overall
1	(16) Weichhart Andreas	AUT 	-14 M	36,5m	37,6m	913,91
2	(53) Jollivet Maxence	FRA 	-14 M	34,9m	37,4m	907,28
3	(78) Proios Ioannis	GRE 	-14 M	33,3m	34,7m	817,88
4	(42) Hruby Libor	CZE 	-14 M	31,2m	34,0m	794,70
5	(95) Borysewicz Kamil	POL 	-14 M	31,8m	33,4m	774,83
6	(26) Labkovich Ilya	BLR 	-14 M	38,8m	33,1m	953,64
7	(1) Berio Edoardo	ITA 	-14 M	33,0m	33,0m	761,59
8	(24) Karakulka Andrei	BLR 	-14 M	30,4m	32,2m	735,10
9	(78) Plytas Nikolaos	GRE 	-14 M	29,1m	31,7m	718,54
10	(17) Llewellyn Dorian	AUT 	-14 M	30,0m	31,1m	698,68
11	(3) Pajni Gianmarco	ITA 	-14 M	30,0m	30,7m	685,43
12	(67) Critchley Jack	GBR 	-14 M	28,6m	28,6m	615,89
13	(25) Marozau Artisiom	BLR 	-14 M	28,1m		599,34
14	(2) Caruso Brando	ITA 	-14 M	28,0m		596,03
15	(41) Loudil Marek	CZE 	-14 M	27,7m		586,09
16	(88) Swaan Tommy	NED 	-14 M	27,3m		572,85
17	(54) Lagadec Jean	FRA 	-14 M	26,5m		546,36
18	(91) Moss-Lundemo Even	NOR 	-14 M	26,4m		543,05
19	(105) Parellada Lluís	ESP 	-14 M	25,1m		500,00
20	(52) Dailland Tanguy	FRA 	-14 M	21,5m		380,79
21	(116) Hökfelt Zaccarias	SUI 	-14 M	19,4m		311,26
22	(104) Noguera Vergés Alvaro	ESP 	-14 M	18,9m		294,70
23	(117) Stadlbaur Vincent	SUI 	-14 M	15,4m		178,81














Under 14 Girls Jump Results

Homologation: Ranking List

Bib	Name	Country	Categ.	Preliminary Round	Final Round	Overall
1	(27) Straltsova Hanna	BLR 	-14 F	33,3m	32,7m	1056,22
2	(57) Poulain-Ferarios Camille	*FRA 	-14 F	28,9m	29,3m	895,58
3	(19) Huemer Hanna	AUT 	-14 F	28,2m	28,9m	879,52


























2008 EAME YOUTH CHAMPIONSHIPS

6.8.2008 - 10.8.2008

Bib	Name	Country	Categ.	Preliminary Round	Final Round	Overall
4	(65) Bonnemann Giannina	GER 	-14 F	26,4m	28,3m	855,42
5	(55) Phily Laura	FRA 	-14 F	24,4m	26,5m	783,13
6	(43) Cespivova Anna	CZE 	-14 F	23,7m	25,9m	759,04
7	(18) Robatsch Juliane	AUT 	-14 F	25,0m	25,0m	722,89
8	(64) Bonnemann Chiara	GER 	-14 F	24,7m	23,9m	710,84
9	(70) Wharton Charlotte	GBR 	-14 F	22,6m	22,2m	626,51
10	(44) Svecova Katerina	CZE 	-14 F	21,4m	19,9m	578,31
11	(4) Bagnoli Alice	ITA 	-14 F	16,3m		373,49
12	(66) Haschock Maria	GER 	-14 F	16,1m		365,46
13	(106) Mill Botella Mariona	ESP 	-14 F	14,8m		313,25
14	(107) Mill Botella Pia	ESP 	-14 F	13,9m		277,11
15	(99) Odintsova Anna	RUS 	-14 F	12,4m		216,87
16	(118) Hökfelt Zoé	SUI 	-14 F	0,0m		














Under 17 Boys Jump Results

Homologation: Ranking List



















Bib	Name	Country	Categ.	Preliminary Round	Final Round	Overall
1	(83) Lambrou Stavros	GRE 	-17 M	45,1m	48,3m	886,57
2	(110) Efverström Daniel	SWE 	-17 M	43,5m	46,9m	854,17
3	(46) Kolman Martin	CZE 	-17 M	46,4m	46,7m	849,54
4	(31) Basinski Mikhail	BLR 	-17 M	42,4m	46,5m	844,91
5	(96) Galinowski Jan	POL 	-17 M	44,5m	46,2m	837,96
6	(102) Mlynek Marek	SVK 	-17 M	45,7m	46,1m	835,65
7	(10) Spinelli Luca	ITA 	-17 M	46,0m	45,9m	833,33
8	(111) Vikström Oskar	SWE 	-17 M	42,7m	45,3m	817,13
9	(73) Wharton Christopher	GBR 	-17 M	42,4m	44,8m	805,56
10	(59) Fernandez Theo	FRA 	-17 M	42,9m	43,2m	768,52
11	(92) Antonsen Christer	NOR 	-17 M	44,3m	43,1m	793,98
12	(21) Swoboda Mathias	AUT 	-17 M	43,7m	37,6m	780,09
13	(58) Descuns Sacha	FRA 	-17 M	42,1m		743,06
14	(72) Earl James	GBR 	-17 M	40,8m		712,96
15	(112) Schützer Johan	SWE 	-17 M	40,5m		706,02
16	(22) Urban Alexander	AUT 	-17 M	40,0m		694,44
17	(20) Partl Daniel	AUT 	-17 M	38,9m		668,98
18	(39) Van Heuverswijn Cyprien	BEL 	-17 M	38,4m		657,41
19	(33) Mishustsin Pavel	BLR 	-17 M	37,4m		634,26
20	(84) Stamatis Ioannis	GRE 	-17 M	36,5m		613,43
21	(32) Isayeu Aliaksandr	BLR 	-17 M	36,3m		608,80
22	(47) Tichy Vaclav	CZE 	-17 M	36,2m		606,48
23	(93) Hvaara Tobias	NOR 	-17 M	36,1m		604,17
24	(100) Petrov Oleg	RUS 	-17 M	31,4m		495,37
25	(90) Jungerius Nick	NED 	-17 M	0,0m		

Under 17 Girls Jump Results

Homologation: Ranking List

Bib	Name	Country	Categ.	Preliminary Round	Final Round	Overall
1	(61) Costard Manon	FRA 	-17 F	37,9m	41,0m	899,47
2	(12) Pajni Maria Luisa	ITA 	-17 F	37,2m	35,6m	798,94
3	(113) Pantzare Madelene	SWE 	-17 F	32,8m	33,6m	703,70
4	(48) Povolna Petra	CZE 	-17 F	33,8m	32,9m	708,99
5	(49) Tomanova Katerina	CZE 	-17 F	31,8m	32,9m	685,19
6	(75) Shorten Danielle	GBR 	-17 F	32,4m	31,1m	671,96
7	(60) Cambray Iris	FRA 	-17 F	32,1m	30,5m	664,02
8	(23) Basic Kim	AUT 	-17 F	30,9m	30,0m	632,28
9	(74) Mayling Annie	GBR 	-17 F	29,4m		592,59
10	(51) Hoikkanen Emilia	FIN 	-17 F	28,0m		555,56
11	(11) Caruso Silvia	ITA 	-17 F	25,8m		497,35
11	(85) Kaldi Alexandra	GRE 	-17 F	25,8m		497,35
13	(34) Khmialnitskaya Katsiaryna	BLR 	-17 F	24,1m		452,38
















Under 14 Boys Overall Results

Bib	Name	Country	Categ.	Slalom	Tricks	Jump	Overall
1	(2) Caruso Brando	ITA 	-14 M	851,06	765,60	596,03	2212,69
2	(17) Llewellyn Dorian	AUT 	-14 M	914,89	554,79	698,68	2168,36
3	(24) Karakulka Andrei	BLR 	-14 M	558,51	822,47	735,10	2116,08
4	(78) Plytas Nikolaos	GRE 	-14 M	670,21	725,38	718,54	2114,13
5	(1) Berio Edoardo	ITA 	-14 M	819,15	509,02	761,59	2089,76
6	(53) Jollivet Maxence	FRA 	-14 M	808,51	331,48	907,28	2047,27
7	(16) Weichhart Andreas	AUT 	-14 M	851,06	259,36	913,91	2024,33
8	(3) Pajni Gianmarco	ITA 	-14 M	617,02	651,87	685,43	1954,32
9	(26) Labkovich Ilya	BLR 	-14 M	531,91	382,80	953,64	1868,35
10	(54) Lagadec Jean	FRA 	-14 M	670,21	650,49	546,36	1867,06
11	(25) Marozau Artisiom	BLR 	-14 M	468,09	768,38	599,34	1835,81
12	(41) Loudil Marek	CZE 	-14 M	797,87	449,38	586,09	1833,34
13	(95) Borysewicz Kamil	POL 	-14 M	702,13	295,42	774,83	1772,38
14	(42) Hruby Libor	CZE 	-14 M	563,83	346,74	794,70	1705,27
15	(52) Dailland Tanguy	FRA 	-14 M	659,57	586,69	380,79	1627,05
16	(88) Swaan Tommy	NED 	-14 M	553,19	277,39	572,85	1403,43
17	(105) Parellada Lluís	ESP 	-14 M	436,17	185,85	500,00	1122,02
18	(104) Noguera Vergés Alvaro	ESP 	-14 M	414,89	312,07	294,70	1021,66























Under 14 Girls Overall Results

2008 EAME YOUTH CHAMPIONSHIPS

6.8.2008 - 10.8.2008























Bib	Name	Country	Categ.	Slalom	Tricks	Jump	Overall
1	(57) Poulain-Ferarios Camille	*FRA	 -14 F	966,29	691,49	895,58	2553,36
2	(65) Bonnemann Giannina	GER	 -14 F	910,11	685,41	855,42	2450,94
3	(27) Straltsova Hanna	BLR	 -14 F	764,04	427,05	1056,22	2247,31
4	(55) Phily Laura	FRA	 -14 F	651,69	738,60	783,13	2173,42
5	(19) Huemer Hanna	AUT	 -14 F	876,40	326,75	879,52	2082,67
6	(43) Cespivova Anna	CZE	 -14 F	752,81	501,52	759,04	2013,37
7	(70) Wharton Charlotte	GBR	 -14 F	842,70	534,95	626,51	2004,16
8	(64) Bonnemann Chiara	GER	 -14 F	786,52	302,43	710,84	1799,79
9	(4) Bagnoli Alice	ITA	 -14 F	606,74	577,51	373,49	1557,74
10	(66) Haschock Maria	GER	 -14 F	719,10	454,41	365,46	1538,97
11	(18) Robatsch Juliane	AUT	 -14 F	561,80	171,73	722,89	1456,42
12	(44) Svecova Katerina	CZE	 -14 F	483,15	348,02	578,31	1409,48
13	(106) Mill Botella Mariona	ESP	 -14 F	359,55	132,22	313,25	805,02
14	(99) Odintsova Anna	RUS	 -14 F	67,42	439,21	216,87	723,50
15	(107) Mill Botella Pia	ESP	 -14 F	314,61	100,30	277,11	692,02

Under 17 Boys Overall Results

Bib	Name	Country	Categ.	Slalom	Tricks	Jump	Overall
1	(46) Kolman Martin	CZE	 -17 M	880,00	818,27	849,54	2547,81
2	(72) Earl James	GBR	 -17 M	850,00	805,90	712,96	2368,86
3	(31) Basinski Mikhail	BLR	 -17 M	750,00	769,74	844,91	2364,65
4	(59) Fernandez Theo	FRA	 -17 M	770,00	645,10	768,52	2183,62
5	(110) Efverström Daniel	SWE	 -17 M	780,00	537,58	854,17	2171,75
6	(10) Spinelli Luca	ITA	 -17 M	850,00	374,88	833,33	2058,21
7	(32) Isayeu Aliaksandr	BLR	 -17 M	670,00	689,82	608,80	1968,62
8	(102) Mlynek Marek	SVK	 -17 M	730,00	388,20	835,65	1953,85
9	(58) Descuns Sacha	FRA	 -17 M	910,00	297,81	743,06	1950,87
10	(83) Lambrou Stavros	GRE	 -17 M	760,00	268,32	886,57	1914,89
11	(73) Wharton Christopher	GBR	 -17 M	630,00	409,13	805,56	1844,69
12	(39) Van Heuverswijn Cyprien	BEL	 -17 M	690,00	442,44	657,41	1789,85
13	(84) Stamatis Ioannis	GRE	 -17 M	630,00	485,25	613,43	1728,68
14	(33) Mishustsin Pavel	BLR	 -17 M	670,00	421,50	634,26	1725,76
15	(22) Urban Alexander	AUT	 -17 M	730,00	213,13	694,44	1637,57
16	(21) Swoboda Mathias	AUT	 -17 M	600,00	254,04	780,09	1634,13
17	(20) Partl Daniel	AUT	 -17 M	630,00	198,86	668,98	1497,84
18	(111) Vikström Oskar	SWE	 -17 M	70,00	547,10	817,13	1434,23
19	(96) Galinowski Jan	POL	 -17 M	420,00	161,75	837,96	1419,71
20	(47) Tichy Vaclav	CZE	 -17 M	340,00	468,13	606,48	1414,61
21	(112) Schützer Johan	SWE	 -17 M	90,00	302,57	706,02	1098,59
22	(100) Petrov Oleg	RUS	 -17 M	190,00	96,10	495,37	781,47













Under 17 Girls Slalom Results

Homologation: Ranking List

Bib	Name	Country	Categ.	Preliminary Round	Final Round	Overall
1	(11) Caruso Silvia	ITA 	-17 F	2,00/55/12.00	3,00/55/12.00	896,55
2	(63) Franc Ambre	*FRA 	-17 F	4,50/55/12.00	2,50/55/12.00	931,03
3	(61) Costard Manon	FRA 	-17 F	1,50/55/12.00	2,50/55/12.00	885,06
4	(76) Winter Amelia	*GBR 	-17 F	1,00/55/12.00	2,00/55/12.00	873,56
5	(60) Cambray Iris	FRA 	-17 F	1,00/55/12.00	1,00/55/12.00	850,57
6	(74) Mayling Annie	GBR 	-17 F	2,00/55/13.00 <small>(Tiebreak: 2,00/55/13.00)</small>	0,50/55/12.00	839,08
7	(103) Viljoen Gabriella	RSA 	-17 F	2,50/55/12.00	3,50/55/13.00	885,06
8	(48) Povolna Petra	CZE 	-17 F	1,00/55/12.00	3,50/55/13.00	850,57
9	(85) Kaldi Alexandra	GRE 	-17 F	4,50/55/13.00	1,50/55/13.00	793,10
10	(12) Pajni Maria Luisa	ITA 	-17 F	3,00/55/13.00	1,50/55/13.00	758,62
11	(98) Simoes Catarina	POR 	-17 F	3,50/55/13.00	0,50/55/13.00	770,11
12	(23) Basic Kim	AUT 	-17 F	3,00/55/13.00	0,50/55/13.00	758,62
13	(109) De Medrano Tiana Júlia	ESP 	-17 F	2,00/55/13.00 <small>(Tiebreak: 4,00/49)</small>		735,63
14	(75) Shorten Danielle	GBR 	-17 F	1,50/55/13.00		724,14
15	(113) Pantzare Madelene	SWE 	-17 F	2,00/55/14.25		597,70
16	(34) Khmialnitskaya Katsiaryna	BLR 	-17 F	4,50/55/16.00		517,24
17	(51) Hoikkanen Emilia	FIN 	-17 F	3,00/55/18.25		344,83
17	(94) Olsen Kine Anett	NOR 	-17 F	3,00/55/18.25		344,83
19	(97) Fortunato Marta	POR 	-17 F	0,50/55/18.25		287,36
20	(40) Trinidad-Florentino Yaneris	BEL 	-17 F	3,50/49		80,46
21	(129) Kotliarenko Anastasiia	UKR 	-17 F	3,00/49		68,97
21	(49) Tomanova Katerina	CZE 	-17 F	3,00/49		68,97










Under 14 Girls Slalom Results

Homologation: Ranking List














Bib	Name	Country	Categ.	Preliminary Round	Final Round	Overall
1	(57) Poulain-Ferarios Camille	*FRA 	-14 F	4,00/55/13.00	1,00/55/12.00	966,29
2	(65) Bonnemann Giannina	GER 	-14 F	4,00/55/13.00	4,50/55/13.00	910,11
3	(5) Kaldis Arieta	*ITA 	-14 F	4,00/55/14.25	2,00/55/13.00	853,93
4	(27) Straltsova Hanna	BLR 	-14 F	3,50/55/14.25	4,00/55/14.25	764,04
5	(70) Wharton Charlotte	GBR 	-14 F	1,50/55/13.00	3,50/55/14.25	842,70
6	(19) Huemer Hanna	AUT 	-14 F	3,00/55/13.00	2,50/55/14.25	876,40
7	(64) Bonnemann Chiara	GER 	-14 F	5,00/55/14.25	2,50/55/14.25	786,52
8	(43) Cespivova Anna	CZE 	-14 F	3,50/55/14.25	1,00/55/14.25	752,81
9	(55) Phily Laura	FRA 	-14 F	5,00/55/16.00	4,00/55/16.00	651,69
10	(66) Haschock Maria	GER 	-14 F	2,00/55/14.25	2,50/55/16.00	719,10
11	(36) Mateo-Florentino Ana	BEL 	-14 F	4,00/55/16.00	1,50/55/16.00	629,21
12	(4) Bagnoli Alice	ITA 	-14 F	3,00/55/16.00	2,50/55/18.25	606,74

2008 EAME YOUTH CHAMPIONSHIPS

6.8.2008 - 10.8.2008

Bib	Name	Country	Categ.	Preliminary Round	Final Round	Overall
13	(128) Christoforou Christina	CYP 	-14 F	1,00/55/16.00		561,80
13	(18) Robatsch Juliane	AUT 	-14 F	1,00/55/16.00		561,80
15	(80) Daniil Ioli	GRE 	-14 F	3,50/55/18.25		483,15
15	(44) Svecova Katerina	CZE 	-14 F	3,50/55/18.25		483,15
17	(69) Williams Lauren	GBR 	-14 F	2,50/55/18.25		460,67
18	(118) Hökfelt Zoé	SUI 	-14 F	2,00/55/18.25		449,44
19	(106) Mill Botella Mariona	ESP 	-14 F	4,00/52		359,55
20	(107) Mill Botella Pia	ESP 	-14 F	2,00/52		314,61
21	(99) Odintsova Anna	RUS 	-14 F	3,00/46		67,42

Under 17 Girls Overall Results

Bib	Name	Country	Categ.	Slalom	Tricks	Jump	Overall
1	(61) Costard Manon	FRA 	-17 F	885,06	746,03	899,47	2530,56
2	(60) Cambray Iris	FRA 	-17 F	850,57	931,22	664,02	2445,81
3	(48) Povolna Petra	CZE 	-17 F	850,57	794,97	708,99	2354,53
4	(12) Pajni Maria Luisa	ITA 	-17 F	758,62	653,44	798,94	2211,00
5	(11) Caruso Silvia	ITA 	-17 F	896,55	809,52	497,35	2203,42
6	(85) Kaldi Alexandra	GRE 	-17 F	793,10	583,33	497,35	1873,78
7	(75) Shorten Danielle	GBR 	-17 F	724,14	423,28	671,96	1819,38
8	(23) Basic Kim	AUT 	-17 F	758,62	412,70	632,28	1803,60
9	(113) Pantzare Madelene	SWE 	-17 F	597,70	439,15	703,70	1740,55
10	(74) Mayling Annie	GBR 	-17 F	839,08	283,07	592,59	1714,74
11	(34) Khmialnitskaya Katsiaryna	BLR 	-17 F	517,24	432,54	452,38	1402,16
12	(49) Tomanova Katerina	CZE 	-17 F	68,97	515,87	685,19	1270,03
13	(51) Hoikkanen Emilia	FIN 	-17 F	344,83	308,20	555,56	1208,59

Chief Judge
Paolo Barbieri

Homologator
Candido Moz

Scorer
Hannu Rintanen