





Under 10 Girls Slalom Results

Homologation: Ranking List



	Name	Country	Categ.	Round 1	Round 2	Pts	Overall
1	Simmonds Tayla	AUS 	U10 F	1.00/49/14.25	1.00/49/14.25	110.00	1000.00
2	Simmonds Ruby	AUS 	U10 F	2.00/28	2.00/28	4.00	36.36

Under 10 Girls Tricks Results

Homologation: Ranking List





	Name	Country	Categ.	Round 1	Round 2	Pts	Overall
1	Simmonds Tayla	AUS 	U10 F	3940	4430	8370	1000.00
2	Simmonds Ruby	AUS 	U10 F	990	650	1640	223.48

Under 10 Girls Overall Results

	Name	Country	Categ.	Slalom	Tricks	Jump	Overall
1	Simmonds Tayla	AUS 	U10 F	1000.00	1000.00		2000.00
2	Simmonds Ruby	AUS 	U10 F	36.36	223.48		259.84





Under 10 Boys Slalom Results

Homologation: Ranking List





	Name	Country	Categ.	Round 1	Round 2	Pts	Overall
1	O'Toole Joel	AUS 	U10 M	4.00/43	0.00/46	70.00	1000.00
2	Mcgrady Benjamin	AUS 	U10 M	3.00/40	2.50/40	53.50	750.00
3	Mcgrady Regan	AUS 	U10 M	2.00/34	0.00/34	26.00	388.89
4	Hooper Josh	AUS 	U10 M	3.50/28	0.00/28	3.50	97.22

Under 10 Boys Tricks Results

Homologation: Ranking List






	Name	Country	Categ.	Round 1	Round 2	Pts	Overall
1	O'Toole Joel	AUS 	U10 M	1550	2120	3670	1000.00
2	Mcgrady Benjamin	AUS 	U10 M	1280	1140	2420	603.77
3	Mcgrady Regan	AUS 	U10 M	1080	1130	2210	533.02
4	Hooper Josh	AUS 	U10 M	230	230	460	108.49

Under 10 Boys Overall Results

	Name	Country	Categ.	Slalom	Tricks	Jump	Overall
1	O'Toole Joel	AUS 	U10 M	1000.00	1000.00		2000.00
2	Mcgrady Benjamin	AUS 	U10 M	750.00	603.77		1353.77
3	Mcgrady Regan	AUS 	U10 M	388.89	533.02		921.91
4	Hooper Josh	AUS 	U10 M	97.22	108.49		205.71






Under 14 Girls Slalom Results

Homologation: Ranking List

	Name	Country	Categ.	Round 1	Round 2	Pts	Overall
1	Miller Katelyn	AUS 	U14 F	0.00/52/12.00	3.50/52/13.00	117.50	1000.00
2	Wooderson Casey	AUS 	U14 F	1.50/52/13.00	3.00/52/14.25	106.50	925.00
3	Mcgrady Briana	AUS 	U14 F	2.00/52/14.25	5.00/52/14.25	103.00	883.33
4	O'Toole Sarah	AUS 	U14 F	2.00/52/14.25	4.50/52/16.00	96.50	833.33
5	Hartwell Tahner	AUS 	U14 F	2.00/49	4.00/31	32.00	533.33





Under 14 Girls Tricks Results

Homologation: Ranking List





	Name	Country	Categ.	Round 1	Round 2	Pts	Overall
1	Miller Katelyn	AUS 	U14 F	3990	3530	7520	1000.00
2	Wooderson Casey	AUS 	U14 F	2740	2820	5560	706.77
3	Mcgrady Briana	AUS 	U14 F	2590	2730	5320	684.21
4	O'Toole Sarah	AUS 	U14 F	2210	3060	5270	766.92
5	Hartwell Tahner	AUS 	U14 F	1020	800	1820	255.64

Under 14 Girls Jump Results

Homologation: Ranking List




	Name	Country	Categ.	Round 1	Round 2	Pts	Overall
1	Mcgrady Briana	AUS 	U14 F	26.1m	24.5m	50.6	1000.00
2	Miller Katelyn	AUS 	U14 F	24.1m	22.9m	47.0	895.29
3	O'Toole Sarah	AUS 	U14 F	21.8m	21.7m	43.5	774.87
4	Wooderson Casey	AUS 	U14 F	24.4m		24.4	910.99

Under 14 Girls Overall Results

	Name	Country	Categ.	Slalom	Tricks	Jump	Overall
1	Miller Katelyn	AUS 	U14 F	1000.00	1000.00	895.29	2895.29
2	Mcgrady Briana	AUS 	U14 F	883.33	684.21	1000.00	2567.54
3	Wooderson Casey	AUS 	U14 F	925.00	706.77	910.99	2542.76
4	O'Toole Sarah	AUS 	U14 F	833.33	766.92	774.87	2375.12




Under 14 Boys Slalom Results

Homologation: Ranking List

	Name	Country	Categ.	Round 1	Round 2	Pts	Overall
1	Swadling Matthew	AUS 	U14 M	2.50/55/13.00	2.50/55/13.00	89.00	1648.15
2	Mckinnon Ethan	AUS 	U14 M	3.00/55/18.25	1.50/55/18.25	52.50	1000.00
3	Beare Kurtis	AUS 	U14 M	1.00/55/18.25	4.50/49	41.50	925.93



Under 14 Boys Tricks Results

Homologation: Ranking List



	Name	Country	Categ.	Round 1	Round 2	Pts	Overall
1	Swadling Matthew	AUS 	U14 M	1290	1640	2930	1093.33
2	Mckinnon Ethan	AUS 	U14 M	1500	1290	2790	1000.00
3	Beare Kurtis	AUS 	U14 M	660	710	1370	473.33

Under 14 Boys Jump Results

Homologation: Ranking List




	Name	Country	Categ.	Round 1	Round 2	Pts	Overall
1	Mckinnon Ethan	AUS 	U14 M	17.2m	17.7m	34.9	1000.00
2	Beare Kurtis	AUS 	U14 M	12.8m	0.0m	12.8	363.64

Under 14 Boys Overall Results

	Name	Country	Categ.	Slalom	Tricks	Jump	Overall
1	Mckinnon Ethan	AUS 	U14 M	1000.00	1000.00	1000.00	3000.00
2	Beare Kurtis	AUS 	U14 M	925.93	473.33	363.64	1762.90




Under 17 Boys Slalom Results

Homologation: Ranking List

	Name	Country	Categ.	Round 1	Round 2	Pts	Overall
1	Mcgrady Jayden	AUS 	U17 M	4.00/58/13.00	2.50/58/13.00	66.50	1000.00
2	Godde Brodie	AUS 	U17 M	2.50/58/16.00	2.50/58/14.25	47.00	779.41
3	Beare Corey	AUS 	U17 M	5.50/49	0.00/58/18.25	12.00	352.94




Under 17 Boys Tricks Results

Homologation: Ranking List




	Name	Country	Categ.	Round 1	Round 2	Pts	Overall
1	Mcgrady Jayden	AUS 	U17 M	2470	3930	6400	1000.00
2	Godde Brodie	AUS 	U17 M	2110	2280	4390	580.15
3	Beare Corey	AUS 	U17 M	280	200	480	71.25

Under 17 Boys Jump Results

Homologation: Ranking List



	Name	Country	Categ.	Round 1	Round 2	Pts	Overall
1	Mcgrady Jayden	AUS 	U17 M	41.6m	40.9m	82.5	1000.00
2	Godde Brodie	AUS 	U17 M	33.7m	36.9m	70.6	782.41
3	Beare Corey	AUS 	U17 M	23.3m	22.3m	45.6	152.78

Under 17 Boys Overall Results

	Name	Country	Categ.	Slalom	Tricks	Jump	Overall
1	Mcgrady Jayden	AUS 	U17 M	1000.00	1000.00	1000.00	3000.00
2	Godde Brodie	AUS 	U17 M	779.41	580.15	782.41	2141.97
3	Beare Corey	AUS 	U17 M	352.94	71.25	152.78	576.97



Under 21 Women Slalom Results

Homologation: Ranking List

	Name	Country	Categ.	Round 1	Round 2	Pts	Overall
1	Gray Deanna	AUS 	U21 F	5.00/55/18.25	3.00/55/16.00	21.00	21.00
2	Everett Lauren	AUS 	U21 F	1.50/55/18.25	2.00/55/18.25	14.00	14.00






Under 21 Women Tricks Results

Homologation: Ranking List

	Name	Country	Categ.	Round 1	Round 2	Pts	Overall
1	Gray Deanna	AUS 	U21 F	1390	2220	2220	2220.00
2	Everett Lauren	AUS 	U21 F	770	580	580	770.00






Under 21 Men Slalom Results

Homologation: Ranking List

	Name	Country	Categ.	Round 1	Round 2	Pts	Overall
1	Nelson Cranfield Trent	AUS 	U21 M	2.50/55/18.25	1.50/58/11.25	31.50	1000.00
2	Everett Jesse	AUS 	U21 M	3.50/58/14.25	4.50/58/13.00	22.50	714.29
3	Louder Joshua	AUS 	U21 M	2.50/58/13.00	2.50/58/14.25	14.50	650.79
4	Carmichael Ryan	AUS 	U21 M	4.50/55/18.25	1.50/58/14.25	13.50	428.57
5	Etherton Brent	AUS 	U21 M	1.25/58/14.25	4.00/58/16.00	10.00	420.63




Under 21 Men Tricks Results

Homologation: Ranking List




	Name	Country	Categ.	Round 1	Round 2	Pts	Overall
1	Nelson Cranfield Trent	AUS 	U21 M	1860	1860	1860	1000.00
2	Carmichael Ryan	AUS 	U21 M	1160	1120	1120	623.66
3	Etherton Brent	AUS 	U21 M	740	970	970	521.51
4	Louder Joshua	AUS 	U21 M	1210	950	950	650.54
5	Everett Jesse	AUS 	U21 M	840		0	451.61

Under 21 Men Jump Results

Homologation: Ranking List




	Name	Country	Categ.	Round 1	Round 2	Pts	Overall
1	Nelson Cranfield Trent	AUS 	U21 M	41.4m	43.7m	43.7	1000.00
2	Carmichael Ryan	AUS 	U21 M	37.0m	37.4m	37.4	663.10
3	Etherton Brent	AUS 	U21 M	20.6m	22.9m	22.9	

Under 21 Men Overall Results

	Name	Country	Categ.	Slalom	Tricks	Jump	Overall
1	Nelson Cranfield Trent	AUS 	U21 M	1000.00	1000.00	1000.00	3000.00
2	Carmichael Ryan	AUS 	U21 M	428.57	623.66	663.10	1715.33
3	Etherton Brent	AUS 	U21 M	420.63	521.51		942.14




Open Women Slalom Results

Homologation: Ranking List

	Name	Country	Categ.	Round 1	Round 2	Pts	Overall
1	Griffiths Stephanie	AUS 	Ope F	2.00/55/12.00	2.50/55/13.00 <small>(Tiebreak: 0.50/55/12.00)</small>	20.50	1000.00
2	Gray Jayme	AUS 	Ope F	0.50/55/12.00	2.50/55/13.00 <small>(Tiebreak: 4.50/55/13.00)</small>	20.50	942.31
3	Mcdonald Jacqueline	AUS 	Ope F	2.50/52	5.00/55/14.25	17.00	653.85



Open Women Tricks Results

Homologation: Ranking List



	Name	Country	Categ.	Round 1	Round 2	Pts	Overall
1	Griffiths Stephanie	AUS 	Ope F	2540	3820	3820	1000.00
2	Gray Jayme	AUS 	Ope F	3100	3460	3460	905.76
3	Mcdonald Jacqueline	AUS 	Ope F	2660	2670	2670	698.95

Open Women Jump Results

Homologation: Ranking List






	Name	Country	Categ.	Round 1	Round 2	Pts	Overall
1	Griffiths Stephanie	AUS 	Ope F	40.4m	40.4m	40.4	1000.00
2	Mcdonald Jacqueline	AUS 	Ope F	28.1m	29.2m	29.2	521.37

Open Women Overall Results

	Name	Country	Categ.	Slalom	Tricks	Jump	Overall
1	Griffiths Stephanie	AUS 	Ope F	1000.00	1000.00	1000.00	3000.00
2	Mcdonald Jacqueline	AUS 	Ope F	653.85	698.95	521.37	1874.17



Open Men Slalom Results

Homologation: Ranking List

	Name	Country	Categ.	Round 1	Round 2	Pts	Overall
1	Bradstreet Timothy	AUS 	Ope M	4.00/58/11.25	4.50/58/11.25 <small>(Tiebreak: 2.00/58/10.75)</small>	34.50	1232.14
1	Cockburn Chris	AUS 	Ope M	4.00/58/11.25	4.50/58/11.25 <small>(Tiebreak: 2.00/58/10.75)</small>	34.50	1232.14
3	Baldwin Ryan	NZL 	Ope M	1.50/58/12.00	4.00/58/12.00 <small>(Tiebreak: 2.00/58/10.75)</small>	28.00	1000.00
4	Stone Jason	AUS 	Ope M	3.50/58/12.00	3.50/58/12.00	27.50	982.14
5	Hodgkins Brett	GBR 	Ope M	1.00/58/11.25		0.00	1107.14



Open Men Tricks Results

Homologation: Ranking List


	Name	Country	Categ.	Round 1	Round 2	Pts	Overall
1	Bradstreet Timothy	AUS 	Ope M	5830	4900	4900	1772.04
2	Baldwin Ryan	NZL 	Ope M	3090	3290	3290	1000.00

Open Men Jump Results

Homologation: Ranking List





	Name	Country	Categ.	Round 1	Round 2	Pts	Overall
1	Louder Josh	AUS 	Ope M	44.0m	46.6m	46.6	1317.07
2	Baldwin Ryan	NZL 	Ope M	39.7m	41.4m	41.4	1000.00

Open Men Overall Results

	Name	Country	Categ.	Slalom	Tricks	Jump	Overall
1	Baldwin Ryan	NZL 	Ope M	1000.00	1000.00	1000.00	3000.00






Over 35 Men Slalom Results

Homologation: Ranking List

	Name	Country	Categ.	Round 1	Round 2	Pts	Overall
1	Hooper Mark	AUS 	O35 M	3.00/55/13.00	2.00/55/12.00	59.00	32.00
2	Fenwick Andrew	AUS 	O35 M	5.00/55/14.25	3.50/55/14.25	44.50	23.00
3	Cusato Michael	AUS 	O35 M	2.50/55/16.00	1.50/55/14.25	34.00	19.50
4	Coulter Shane	AUS 	O35 M	4.50/55/18.25	0.00/55/14.25	28.50	18.00


Over 45 Men Slalom Results

Homologation: Ranking List

	Name	Country	Categ.	Round 1	Round 2	Pts	Overall
1	Mason Barry	AUS 	O45 M	3.00/55/12.00	2.50/55/11.25	83.50	44.50
2	Limbrick Alan	GBR 	O45 M	5.00/55/13.00	2.00/55/12.00	73.00	38.00
3	O'Toole Neil	AUS 	O45 M	2.00/55/13.00	1.50/55/13.00	63.50	32.00
4	Wing Robert	AUS 	O45 M	2.50/55/14.25	2.00/55/13.00	58.50	32.00
5	Adam Graeme	AUS 	O45 M	2.00/55/18.25	2.50/52	22.50	14.00


Over 55 Women Slalom Results

Homologation: Ranking List

	Name	Country	Categ.	Round 1	Round 2	Pts	Overall
1	Wing Bronwyn	AUS 	O55 F	2.00/52/16.00	3.50/52	71.50	38.00




Over 55 Women Tricks Results

Homologation: Ranking List

	Name	Country	Categ.	Round 1	Round 2	Pts	Overall
1	Wing Bronwyn	AUS 	O55 F	1430	950	2380	1430.00


Over 55 Men Slalom Results

Homologation: Ranking List


	Name	Country	Categ.	Round 1	Round 2	Pts	Overall
1	Woolley Brian	AUS 	O55 M	2.00/55/13.00	2.00/55/13.00	88.00	1100.00
2	Louder Mark	AUS 	O55 M	3.50/55/14.25	4.00/55/14.25	79.50	1000.00
3	Southwell Leigh	AUS 	O55 M	3.50/55/18.25	5.00/55/18.25	56.50	725.00

Over 55 Men Jump Results

Homologation: Ranking List


	Name	Country	Categ.	Round 1	Round 2	Pts	Overall
1	Louder Mark	AUS 	O55 M	40.1m	38.7m	78.8	1000.00

Over 55 Men Overall Results

	Name	Country	Categ.	Slalom	Tricks	Jump	Overall
1	Louder Mark	AUS 	O55 M	1000.00	1000.00	1000.00	3000.00


Over 21 Women Slalom Results

Homologation: Ranking List

	Name	Country	Categ.	Round 1	Round 2	Pts	Overall
1	Colwell Jennifer	AUS 	O21 F	1.50/52	0.50/55/14.25	26.00	24.50



Over 21 Women Tricks Results

Homologation: Ranking List

	Name	Country	Categ.	Round 1	Round 2	Pts	Overall
1	Colwell Jennifer	AUS 	O21 F	1140	1090	2230	1140.00


Over 21 Men Slalom Results

Homologation: Ranking List

	Name	Country	Categ.	Round 1	Round 2	Pts	Overall
1	Smith David	AUS 	O21 M	2.00/58/12.00		26.00	26.00
2	Neilson Ryan	AUS 	O21 M	1.00/58/14.25		13.00	13.00

Over 21 Men Tricks Results

Homologation: Ranking List

	Name	Country	Categ.	Round 1	Round 2	Pts	Overall
1	Neilson Ryan	AUS 	O21 M	680	680	1360	680.00

Chief Judge

Homologator

Scorer