




Under 10 Girls Slalom Results

Homologation: Ranking List

	Name	Country	Preliminary	Final
1	Richards Laura	*GBR 	1.00/28	2.00/28




Under 12 Girls Slalom Results

Homologation: Ranking List

	Name	Country	Preliminary	Final
1	Fox Katie	GBR 	4.00/52	2.00/52
2	Yorke-Davies Saba	*GBR 	4.00/34	1.00/46

Under 12 Boys Slalom Results

Homologation: Ranking List

	Name	Country	Preliminary	Final
1	Robinson Marcus	GBR 	3.50/49	4.00/49
2	Scutt Oli	GBR 	3.00/46	1.50/49
3	Byer Sam	GBR 	1.00/49	3.50/46

Under 14 Girls Slalom Results

Homologation: Ranking List

	Name	Country	Preliminary	Final
1	Symes Emma	*GBR 	1.00/55/16.00	3.50/55/18.25
2	Richards Gemma	*GBR 	3.00/55/18.25	2.00/55/18.25
3	Solman Hannah	*GBR 	3.00/52	4.00/52
4	Hutchison Georgina	*GBR 	2.00/49	1.50/49









Under 14 Boys Slalom Results

Homologation: Ranking List

	Name	Country	Preliminary	Final
1	Davies Aaron	GBR 	3.00/55/12.00	3.00/55/12.00
2	Hazelwood Robert	GBR 	2.00/55/12.00	2.00/55/12.00
3	Turp Benjamin	GBR 	4.00/55/14.25	2.50/55/13.00
4	Court Freddie	*GBR 	5.00/43	5.00/55/18.25
5	Poland Joel	GBR 	1.50/55/12.00	










Under 17 Girls Slalom Results

Homologation: Ranking List

	Name	Country	Preliminary	Final
1	Outram Sanchia	GBR 	1.50/55/14.25	5.00/55/14.25
2	Moore Charlotte	GBR 	1.50/55/13.00	4.50/55/14.25
3	Colverd Jodie	*GBR 	2.00/55/14.25	4.00/55/16.00
4	Jones Sophie	GBR 	5.00/55/16.00 (Tie break: 3.00/55/14.25)	3.00/55/16.00
5	Fox Pamela	*GBR 	1.50/55/13.00	0.50/40
6	Logie Banerji Isla	*GBR 	5.00/55/16.00 (Tie break: 2.00/55/14.25)	
7	Pett Louisa	*GBR 	3.00/55/16.00	
8	Carpenter Bryony	*GBR 	1.50/40	







Under 17 Boys Slalom Results

Homologation: Ranking List

	Name	Country	Preliminary	Final
1	Heath Calum	GBR 	4.00/58/12.00	1.00/58/11.25
2	Poole Thomas	GBR 	3.00/58/13.00	5.50/58/12.00
3	Spavin Harry	GBR 	4.50/58/12.00	0.00/58/12.00
4	Critchley Jack	GBR 	3.50/58/13.00	3.00/58/13.00
5	Burke Thomas	GBR 	1.00/58/13.00 <small>(Tiebreak: 3.00/58/13.00)</small>	0.50/58/14.25
6	Hazelwood Ben	GBR 	1.00/58/13.00 <small>(Tiebreak: 2.25/58/13.00)</small>	
7	Foley-Brickley David	GBR 	2.50/58/14.25	
8	Young Harry	*GBR 	4.00/58/16.00	
9	Dyson Harvey	*GBR 	2.00/58/18.25	








Under 21 Ladies Slalom Results

Homologation: Ranking List

	Name	Country	Preliminary	Final
1	Winter Amelia	*GBR 	3.00/55/12.00	4.50/55/12.00
2	Wharton Charlotte	GBR 	1.00/55/12.00	5.50/55/13.00
3	Allman Jemma	*GBR 	2.00/55/14.25	5.00/55/14.25
4	Jones Sarah	*GBR 	3.50/55/16.00	4.00/55/14.25
5	Jones Julia	*GBR 	2.00/55/14.25	1.50/55/14.25
6	Jones Natalie	GBR 	1.00/55/16.00	


Under 21 Men Slalom Results

Homologation: Ranking List

	Name	Country	Preliminary	Final
1	Kinnane David	*GBR 	2.50/58/11.25	5.00/58/11.25
2	Earl James	*GBR 	1.00/58/11.25	3.00/58/11.25
3	Wharton Christopher	GBR 	4.50/58/12.00	1.00/58/11.25
4	Murphy Darren	*GBR 	2.00/58/12.00	4.00/58/12.00
5	Outram Luke	GBR 	4.00/58/13.00 <small>(Tiebreak: 5.00/58/14.25)</small>	2.00/58/12.00
6	Pett Alex	*GBR 	4.00/58/13.00 <small>(Tiebreak: 1.50/58/14.25)</small>	
7	Turp William	GBR 	2.50/58/13.00	



Under 10 Boys Slalom Results**Under 10 Girls Tricks Results**

Homologation: Ranking List

	Name	Country	Preliminary	Final
1	Scutt Emma	*GBR 	40	40

Under 12 Girls Tricks Results




Homologation: Ranking List

	Name	Country	Preliminary	Final
1	Butterfield Amber	*GBR 	2280	2040
2	Fox Katie	GBR 	870	770

Under 12 Boys Tricks Results

Homologation: Ranking List

	Name	Country	Preliminary	Final
--	------	---------	-------------	-------

	Name	Country	Preliminary	Final
1	Scutt Oli	GBR 	560	770
2	Robinson Marcus	GBR 	910	660
3	Byer Sam	GBR 	910	500

Under 14 Boys Tricks Results

Homologation: Ranking List

	Name	Country	Preliminary	Final
1	Hazelwood Robert	GBR 	4980	4980
2	Davies Aaron	GBR 	2730	3130
3	Court Freddie	*GBR 	1610	2210
4	Turp Benjamin	GBR 	1560	1630
5	Poland Joel	GBR 	0	








Under 17 Girls Tricks Results

Homologation: Ranking List

	Name	Country	Preliminary	Final
1	Outram Sanchia	GBR 	3620	3440
2	Jones Sophie	GBR 	3110	3110
3	Fox Pamela	*GBR 	1850	1670
4	Colverd Jodie	*GBR 	1680	1600
5	Moore Charlotte	GBR 	2300	1250

Under 17 Boys Tricks Results

Homologation: Ranking List

	Name	Country	Preliminary	Final
1	Spavin Harry	GBR 	4230	5230
2	Poole Thomas	GBR 	4820	4510
3	Burke Thomas	GBR 	3250	3450
4	Hazelwood Ben	GBR 	3020	3420
5	Heath Calum	GBR 	4780	2510
6	Foley-Brickley David	GBR 	2690	
7	Critchley Jack	GBR 	1560	

Under 21 Ladies Tricks Results

Homologation: Ranking List

	Name	Country	Preliminary	Final
1	Wharton Charlotte	GBR 	3690	4380
2	Allman Jemma	*GBR 	1380	2930
3	Jones Natalie	GBR 	2430	2820
4	Jones Julia	*GBR 	3020	1630

Under 21 Men Tricks Results

Homologation: Ranking List

	Name	Country	Preliminary	Final
1	Earl James	*GBR 	9210	8630
2	Outram Luke	GBR 	5560	5510
3	Wharton Christopher	GBR 	4210	5440
4	Turp William	GBR 	1730	4570

Under 10 Boys Tricks Results




Under 14 Girls Tricks Results**Under 14 Boys Jump Results**

Homologation: Ranking List

	Name	Country	Preliminary	Final
1	Hazelwood Robert	GBR 	38.6m	37.2m
2	Poland Joel	GBR 	40.0m	37.1m
3	Davies Aaron	GBR 	32.3m	31.5m
4	Laing Thomas	*GBR 	16.8m	16.8m
5	Turp Benjamin	GBR 	12.1m	12.9m








Under 17 Girls Jump Results

Homologation: Ranking List

	Name	Country	Preliminary	Final
1	Moore Charlotte	GBR 	30.3m	30.2m
2	Jones Sophie	GBR 	25.5m	24.1m
3	Outram Sanchia	GBR 	24.6m	23.6m



Under 17 Boys Jump Results

Homologation: Ranking List

	Name	Country	Preliminary	Final
1	Critchley Jack	GBR 	56.7m	55.5m
2	Spavin Harry	GBR 	45.0m	45.0m
3	Poole Thomas	GBR 	42.9m	44.4m
4	Heath Calum	GBR 	42.6m	42.8m
5	Burke Thomas	GBR 	39.2m	39.1m
6	Hazelwood Ben	GBR 	38.0m	
7	Foley-Brickley David	GBR 	32.8m	

Under 21 Ladies Jump Results

Homologation: Ranking List

	Name	Country	Preliminary	Final
1	Wharton Charlotte	GBR 	40.9m	40.7m
2	Jones Natalie	GBR 	19.7m	18.7m


Under 21 Men Jump Results

Homologation: Ranking List

	Name	Country	Preliminary	Final
1	Wharton Christopher	GBR 	55.4m	47.1m
2	Outram Luke	GBR 	39.3m	42.5m
3	Turp William	GBR 	0.0m	

Under 10 Girls Jump Results**Under 10 Boys Jump Results**

Under 12 Girls Jump Results**Under 12 Boys Jump Results****Under 14 Girls Jump Results****Under 10 Girls Overall Results****Under 12 Girls Overall Results**

	Name	Country	Slalom	Tricks	Jump
1	Fox Katie	GBR 	1000.00	1000.00	2000.00

Under 12 Boys Overall Results

	Name	Country	Slalom	Tricks	Jump
1	Robinson Marcus	GBR 	1000.00	1000.00	2000.00
2	Byer Sam	GBR 	911.76	1000.00	1911.76
3	Scutt Oli	GBR 	926.47	846.15	1772.62








Under 14 Girls Overall Results**Under 14 Boys Overall Results**

	Name	Country	Slalom	Tricks	Jump	
1	Hazelwood Robert	GBR 	980.39	1000.00	953.33	2933.72
2	Davies Aaron	GBR 	1000.00	628.51	743.33	2371.84
3	Turp Benjamin	GBR 	872.55	327.31	96.67	1296.53



Under 17 Girls Overall Results

	Name	Country	Slalom	Tricks	Jump	
1	Outram Sanchia	GBR 	949.49	1000.00	755.36	2704.85
2	Moore Charlotte	GBR 	1000.00	635.36	1000.00	2635.36
3	Jones Sophie	GBR 	828.28	859.12	793.99	2481.39



Under 17 Boys Overall Results

	Name	Country	Slalom	Tricks	Jump	
1	Spavin Harry	GBR 	948.98	1000.00	749.46	2698.44
2	Poole Thomas	GBR 	969.39	921.61	736.62	2627.62
3	Heath Calum	GBR 	1000.00	913.96	702.36	2616.32
4	Critchley Jack	GBR 	806.12	298.28	1000.00	2104.40
5	Burke Thomas	GBR 	755.10	659.66	625.27	2040.03
6	Hazelwood Ben	GBR 	755.10	653.92	599.57	2008.59
7	Foley-Brickley David	GBR 	663.27	514.34	488.22	1665.83

Under 21 Ladies Overall Results

	Name	Country	Slalom	Tricks	Jump	
1	Wharton Charlotte	GBR 	1000.00	1000.00	1000.00	3000.00
2	Jones Natalie	GBR 	581.40	643.84	374.63	1599.87

Under 21 Men Overall Results

	Name	Country	Slalom	Tricks	Jump	
1	Wharton Christopher	GBR 	1000.00	978.42	1000.00	2978.42
2	Outram Luke	GBR 	864.86	1000.00	715.86	2580.72

Under 10 Boys Overall Results

Chief Judge
Barry Odell

Homologator
Peter Davies

Scorer
Gill Heath