





































Overall Team classification Team results

	Country	Slalom	Tricks	Jump	Overall
1	 Great Britain	3361.30	1704.34	3427.93	8493.57
2	 France	3568.21	1492.60	2254.04	7314.85
3	 Germany	2675.11	2471.84	1382.26	6529.21
4	 Belgium	1823.86	1908.09	1162.70	4894.65
5	 Sweden	2413.71	1394.53	525.39	4333.63
6	 Finland	1547.64	1315.22	995.58	3858.44
7	 Ireland	611.11	259.82	1264.00	2134.93
8	 Switzerland	2109.13			2109.13
9	 Austria	1363.81	165.15	569.54	2098.50
10	 Greece	1873.93	205.93		2079.86
11	 Norway	1104.27	425.61	461.92	1991.80
12	 Lithuania	722.22	281.83	732.50	1736.55
13	 South Africa	1631.68			1631.68
14	 Netherlands	1327.17	299.46		1626.63
15	 Monaco	1359.52			1359.52
16	 Russia	875.00			875.00
17	 Serbia	694.03			694.03
18	 Denmark		600.96		600.96

Overall Team classification Team results







	Country	Name	Slalom	Tricks	Jump	Overall
1	 Great Britain		3361.30	1704.34	3427.93	8493.57
		Perry, Greg*	*817.46		597.85	
		Hazelwood, Timothy*	738.81	*413.79	*885.21	
		Singleton, Chris*	544.78		*843.27	
		Porter, Joanne*	767.86	*419.05	*814.35	
		Hughes, Philip*	*769.23			
		Jones, Keith*	673.08	*430.29		
		Clements, Chantal*	*877.78			
		Seels, Jason*	*896.83	*441.21	*885.10	
2	 France		3568.21	1492.60	2254.04	7314.85
		Gabriel, Raoul*	825.40	*279.88	*542.19	
		Lavoue, Geoffroy*	*833.33			
		Marchevet, Cecile*	*910.71	*416.30	*504.98	
		Trible, Florence*	*910.71	*420.74	*778.61	
		Mathieu, Francois*	447.76	*375.68	*428.26	
		Sequin, Thierry	723.88			
		Georgeon, Stephane	673.08			
		Guyamier, Patrick*	*913.46			
3	 Germany		2675.11	2471.84	1382.26	6529.21
		Baumeier, Gitte*	*687.50	*488.89	*562.19	
		Broemel, Mike*	*585.82	*491.83		
		Langrock, Claudia*	*651.79	*847.62	*675.11	
		Reitberger, Toni*	*750.00	286.06	*144.96	
		Hueller, Gabriele*	577.78	*643.50		
4	 Belgium		1823.86	1908.09	1162.70	4894.65
		Fortamps, Olivier*	*674.60	*1009.72	*743.27	
		De Snoeck, Filip*	*544.78			
		Saintviteux, Yves*	*604.48	*898.37	*419.43	
5	 Sweden		2413.71	1394.53	525.39	4333.63
		Tengius, Henrik*	*809.52			
		Brådhe, Odd*		*713.25		
		Jonsson, Magnus*	*738.81	*241.38	*525.39	
		Skande, Ulf*	*865.38	*439.90		
6	 Finland		1547.64	1315.22	995.58	3858.44
		Laakso, Antti*	*701.49	*865.70	*713.02	
		Lammi, Jouko*	*846.15	*449.52	*282.56	
7	 Ireland		611.11	259.82	1264.00	2134.93
		Clarke, Geoff*			*567.57	
		Kirby, Dianne*	*611.11	*259.82	*696.43	
8	 Switzerland		2109.13			2109.13
		Mulkens, Isabelle*	*444.44			
		Cesinski, Pierre*	*825.40			
		Jaquier, Valerie*	*839.29			
9	 Austria		1363.81	165.15	569.54	2098.50
		Schulze, Frank*	*738.81	*165.15	*569.54	
		Kottl, Hermann*	*625.00			
10	 Greece		1873.93	205.93		2079.86
		Sembos, Anna*	*732.14	*205.93		
		Dulos, Fotis*	*544.78			
		Toutziaridis, John*	*597.01			

2015 MappleSkis E&A 35+ Waterski Championships 3rd-6th Sept 2015

	Country	Name	Slalom	Tricks	Jump	Overall
11	 Norway	Johnsen, Lasse* Finstad, Hanne Lotte*	1104.27 *615.38 *488.89	425.61 *177.88 *247.73	461.92 *461.92	1991.80
12	 Lithuania	Lazinskas, Ricardas*	722.22 *722.22	281.83 *281.83	732.50 *732.50	1736.55
13	 South Africa	Alexander, Robbie* Johnson, Jan*	1631.68 *776.12 *855.56			1631.68
14	 Netherlands	Bloemsma, Jamie* Dokoupil, Tom*	1327.17 *730.16 *597.01	299.46 *299.46		1626.63
15	 Monaco	Soer, Gerard J.Paul* Legrand, Berit* Keusseoglou, Aleco*	1359.52 *29.85 *589.29 *740.38			1359.52
16	 Russia	Gubarenko, Olga*	875.00 *875.00			875.00
17	 Serbia	Ceranic, Predrag*	694.03 *694.03			694.03
18	 Denmark	Arp Hansen, Lars*		600.96 *600.96		600.96














Over 35 Ladies Slalom Results

Homologation: World record

Bib	Name	Country	Categ.	Preliminary	Final	Overall
1	(19) Tribble, Florence	FRA 	35+ F	3.00/55/12.00	1.00/55/11.25	982.14
2	(14) Marchevet, Cecile	FRA 	35+ F	3.00/55/12.00	2.00/55/12.00	910.71
3	(12) Atkins, Kelly	*GBR 	35+ F	1.00/55/12.00	0.50/55/12.00	875.00
4	(29) Jaquier, Valerie	SUI 	35+ F	5.00/55/13.00	3.50/55/14.25	839.29
5	(6) Sembos, Anna	GRE 	35+ F	5.00/55/14.25	3.00/55/14.25	732.14
6	(24) Baumeier, Gitte	GER 	35+ F	2.50/55/14.25		687.50










Over 35 Men Slalom Results

Homologation: World record

Bib	Name	Country	Categ.	Preliminary	Final	Overall
1	(94) Lavoue, Geoffroy	FRA 	35+ M	4.50/55/11.25	4.50/55/11.25	833.33
2	(64) Gabriel, Raoul	FRA 	35+ M	4.00/55/11.25	3.50/55/11.25	825.40
3	(70) Cesinski, Pierre	SUI 	35+ M	4.00/55/11.25	3.00/55/11.25	825.40
4	(44) Larsson, Nicklas	*SWE 	35+ M	3.00/55/11.25	3.00/55/11.25	809.52
5	(42) Seels, Jason	GBR 	35+ M	2.50/55/10.75	2.50/55/11.25	896.83
6	(77) Jackson, Lee	*GBR 	35+ M	3.00/55/11.25	2.00/55/11.25	809.52
7	(58) Perry, Greg	GBR 	35+ M	3.50/55/11.25	1.50/55/11.25	817.46
8	(35) Tengius, Henrik	SWE 	35+ M	3.00/55/11.25	1.50/55/11.25	809.52
9	(64) Deleage, Nicolas	*FRA 	35+ M	2.00/55/11.25		793.65
9	(50) Nutt, David	*GBR 	35+ M	2.00/55/11.25		793.65
11	(54) Bloemsma, Jamie	NED 	35+ M	4.00/55/12.00		730.16
12	(16) Lazinskas, Ricardas	LTU 	35+ M	3.50/55/12.00		722.22
13	(12) Fortamps, Olivier	BEL 	35+ M	0.50/55/12.00		674.60















Over 45 Ladies Slalom Results

Homologation: World record

Bib	Name	Country	Categ.	Preliminary	Final	Overall
1	(25) Gubarenko, Olga	RUS 	45+ F	1.00/55/12.00	5.50/55/13.00	875.00
2	(21) Porter, Joanne	GBR 	45+ F	1.00/55/13.00	2.00/55/13.00	785.71
3	(30) Langrock, Claudia	GER 	45+ F	0.50/55/14.25	2.00/55/13.00	785.71
4	(11) Moore, Jane	*GBR 	45+ F	3.00/55/14.25	1.50/55/14.25	696.43
5	(20) Hazelwood, Kate	*GBR 	45+ F	1.00/55/14.25	1.00/55/16.00	660.71
6	(13) Hebdon, Sarah	*GBR 	45+ F	3.50/55/16.00		598.21
7	(10) Legrand, Berit	MON 	45+ F	3.00/55/16.00		589.29
8	(2) Maher, Janina	*GBR 	45+ F	4.00/55/18.25		500.00
9	(4) Lowe, Katie	*GBR 	45+ F	3.00/55/18.25		482.14









Over 45 Men Slalom Results

Homologation: World record

Bib	Name	Country	Categ.	Preliminary	Final	Overall
1	(47) Alexander, Robbie	RSA 	45+ M	4.00/55/11.25	0.50/55/10.75	813.43
2	(80) Jonsson, Magnus	SWE 	45+ M	1.50/55/11.25	3.25/55/11.25	764.93
3	(53) Hazelwood, Timothy	GBR 	45+ M	1.50/55/11.25	3.00/55/11.25 <small>(Tiebreak: 6.00/55/12.00)</small>	761.19
4	(79) Schulze, Frank	AUT 	45+ M	1.50/55/11.25	3.00/55/11.25 <small>(Tiebreak: 2.50/55/12.00)</small>	761.19
5	(33) Wilkinson, Jonathon	*GBR 	45+ M	2.00/55/11.25	2.00/55/11.25	746.27
6	(52) Laakso, Antti	FIN 	45+ M	5.00/55/12.00	2.00/55/11.25	746.27
7	(96) Nemeth, Gabor	*HUN 	45+ M	4.50/55/12.00	2.00/55/11.25	746.27
8	(57) Scott-Ely, Stuart	*GBR 	45+ M	3.25/55/12.00	3.50/55/12.00	679.10
9	(18) Seguin, Thierry	FRA 	45+ M	0.50/55/11.25	2.50/55/12.00	723.88
10	(73) Saintviteux, Yves	BEL 	45+ M	4.50/55/13.00	5.00/55/13.00	611.94
11	(82) Alves, Luc	*FRA 	45+ M	3.00/55/12.00	3.50/55/13.00	671.64
12	(62) Ceranic, Predrag	SRB 	45+ M	4.50/55/12.00	2.50/55/13.00	694.03
13	(56) Dokoupil, Tom	NED 	45+ M	4.00/55/13.00		597.01
13	(66) Toutziaridis, John	GRE 	45+ M	4.00/55/13.00		597.01
15	(86) Broemel, Mike	GER 	45+ M	3.25/55/13.00		585.82
16	(38) Wallace, Clive	*GBR 	45+ M	3.00/55/13.00		582.09
17	(78) De Snoeck, Filip	BEL 	45+ M	0.50/55/13.00		544.78
17	(69) Dulos, Fotis	GRE 	45+ M	0.50/55/13.00		544.78
17	(39) Singleton, Chris	GBR 	45+ M	0.50/55/13.00		544.78
20	(51) Beard, Mark	*GBR 	45+ M	5.00/55/14.25		522.39
21	(75) Mathieu, Francois	FRA 	45+ M	0.00/55/14.25		447.76
22	(40) Vigneron, Frederic	*FRA 	45+ M	3.00/52		44.78
23	(32) Soer, Gerard J.Paul	MON 	45+ M	2.00/52		29.85















Over 55 Ladies Slalom Results

Homologation: World record

Bib	Name	Country	Categ.	Preliminary	Final	Overall
1	(28) Johnson, Jan	RSA 	55+ F	2.50/52/13.00	4.50/52/13.00	900.00
2	(22) Clements, Chantal	GBR 	55+ F	3.50/52/13.00	3.50/52/13.00	877.78
3	(15) Ranson, Sylvie	*FRA 	55+ F	2.00/52/14.25	4.00/52/16.00	711.11
4	(23) Nott, Libby	*GBR 	55+ F	3.00/52/16.00	3.50/52/16.00	611.11
5	(31) Kirby, Dianne	IRL 	55+ F	3.50/52/16.00	2.50/52/16.00	611.11
6	(8) Hueller, Gabriele	GER 	55+ F	2.00/52/16.00		577.78
7	(9) Finstad, Hanne Lotte	NOR 	55+ F	4.00/52		488.89
8	(7) Mulkens, Isabelle	SUI 	55+ F	2.00/52		444.44




Over 55 Men Slalom Results

Homologation: World record

Bib	Name	Country	Categ.	Preliminary	Final	Overall
1	(60) Guyamier, Patrick	FRA 	55+ M	5.50/55/12.00	4.00/55/12.00	913.46
2	(92) Lammi, Jouko	FIN 	55+ M	2.00/55/12.00	3.50/55/12.00	875.00
3	(48) Skande, Ulf	SWE 	55+ M	3.00/55/12.00	2.00/55/12.00	865.38
4	(71) Waller, John	*GBR 	55+ M	3.00/55/13.00	2.00/55/12.00	846.15
5	(91) Hammersley, Paul	*GBR 	55+ M	3.00/55/13.00	1.00/55/12.00	826.92
6	(89) Reitberger, Toni	GER 	55+ M	3.00/55/13.00	0.00/55/12.00	807.69
7	(34) Keusseoglou, Aleco	MON 	55+ M	2.50/55/13.00	5.00/55/13.00	788.46
8	(93) Hughes, Philip	GBR 	55+ M	4.00/55/13.00	2.50/46	769.23
9	(45) Georgeon, Stephane	FRA 	55+ M	5.00/55/14.25		673.08
9	(63) Jones, Keith	GBR 	55+ M	5.00/55/14.25		673.08
11	(88) Kuhnt, Gunter	*GER 	55+ M	4.00/55/14.25		653.85
12	(16) Kottl, Hermann	AUT 	55+ M	2.50/55/14.25		625.00
13	(55) Johnsen, Lasse	NOR 	55+ M	2.00/55/14.25		615.38
14	(46) Rowlands, Rodney	*GBR 	55+ M	4.50/46		86.54











Over 65 Ladies Slalom Results

Homologation: World record

Bib	Name	Country	Categ.	Preliminary	Final	Overall
1	(3) Worship, Carol	*GBR 	65+ F	5.00/49	2.50/49	809.52
2	(5) Cohen, Sheila	*GBR 	65+ F	1.00/43	2.50/43	119.05
3	(27) Thompson, Juliet	*GBR 	65+ F	1.00/40	1.00/40	






Over 65 Men Slalom Results

Homologation: World record

Bib	Name	Country	Categ.	Preliminary	Final	Overall
1	(90) Cohen, Jonathan	*GBR 	65+ M	3.50/52/11.25	2.00/52/11.25	1011.11
2	(87) Magnin, Jean-Paul	*SUI 	65+ M	1.00/52/12.00	1.00/52/12.00	822.22
3	(36) Hornagold, Mike Snr	*GBR 	65+ M	5.00/52/13.00	3.50/52/13.00	777.78
4	(37) Hueller, Heiko	*GER 	65+ M	3.00/52/13.00 <small>(Tie break: 5.00/52/13.00)</small>	3.00/52/13.00	733.33
5	(83) Fox, Jean Pierre	*FRA 	65+ M	5.00/52/13.00	2.50/52/13.00	777.78
6	(95) Philips, John	*GBR 	65+ M	3.00/52/13.00 <small>(Tie break: 4.00/52/13.00)</small>		733.33
6	(65) Lanzani, Christian	*FRA 	65+ M	3.00/52/13.00 <small>(Tie break: 2.50/52/14.25)</small>		733.33
8	(17) Begovich, Heinz	*AUT 	65+ M	2.25/52/14.25		583.33
9	(84) Newby-Ricci, Anthony	*GBR 	65+ M	5.00/43		
10	(59) Hurley, Stan	*GBR 	65+ M	1.50/43		






Over 35 Ladies Tricks Results

Homologation: World record

Bib	Name	Country	Categ.	Preliminary	Final	Overall
1	(19) Tribble, Florence	FRA 	35+ F	2840	4010	594.07
2	(14) Marchevert, Cecile	FRA 	35+ F	2810	3070	454.81
3	(24) Baumeier, Gitte	GER 	35+ F	3300	2700	488.89
4	(12) Atkins, Kelly	*GBR 	35+ F	1670	1510	247.41
5	(6) Sembos, Anna	GRE 	35+ F	1390	910	205.93






Over 35 Men Tricks Results

Homologation: World record

Bib	Name	Country	Categ.	Preliminary	Final	Overall
1	(12) Fortamps, Olivier	BEL 	35+ M	10390	10390	1009.72
2	(64) Gabriel, Raoul	FRA 	35+ M	2880	3160	307.09
3	(16) Lazinskas, Ricardas	LTU 	35+ M	2900	2530	281.83
4	(44) Larsson, Nicklas	*SWE 	35+ M	1470	1470	142.86
5	(42) Seels, Jason	GBR 	35+ M	4540	800	441.21













Over 45 Ladies Tricks Results

Homologation: World record

Bib	Name	Country	Categ.	Preliminary	Final	Overall
1	(30) Langrock, Claudia	GER 	45+ F	3560	3130	847.62
2	(2) Maher, Janina	*GBR 	45+ F	2660	2660	633.33
3	(21) Porter, Joanne	GBR 	45+ F	1760	1960	466.67
4	(4) Lowe, Katie	*GBR 	45+ F	600	1320	314.29
5	(20) Hazelwood, Kate	*GBR 	45+ F	1250	1240	297.62




Over 45 Men Tricks Results

Homologation: World record

Bib	Name	Country	Categ.	Preliminary	Final	Overall
1	(73) Saintviteux, Yves	BEL 	45+ M	4950	5400	980.04
2	(52) Laakso, Antti	FIN 	45+ M	4770	3990	865.70
3	(81) Brådhe, Odd	SWE 	45+ M	3930	3210	713.25
4	(53) Hazelwood, Timothy	GBR 	45+ M	2280	3100	562.61
5	(86) Broemel, Mike	GER 	45+ M	2710	2600	491.83
6	(75) Mathieu, Francois	FRA 	45+ M	2070	2330	422.87
7	(56) Dokoupil, Tom	NED 	45+ M	1650		299.46
8	(38) Wallace, Clive	*GBR 	45+ M	1410		255.90
9	(51) Beard, Mark	*GBR 	45+ M	1380		250.45
10	(80) Jonsson, Magnus	SWE 	45+ M	1330		241.38
11	(40) Vignerou, Frederic	*FRA 	45+ M	1150		208.71
12	(79) Schulze, Frank	AUT 	45+ M	910		165.15










Over 55 Ladies Tricks Results

Homologation: World record

Bib	Name	Country	Categ.	Preliminary	Final	Overall
1	(8) Hueller, Gabriele	GER 	55+ F	2130	2180	658.61
2	(31) Kirby, Dianne	IRL 	55+ F	860	940	283.99
3	(9) Finstad, Hanne Lotte	NOR 	55+ F	820	820	247.73



Over 55 Men Tricks Results

Homologation: World record

Bib	Name	Country	Categ.	Preliminary	Final	Overall
1	(68) Arp Hansen, Lars	DEN 	55+ M	2500	2740	658.65
2	(92) Lammi, Jouko	FIN 	55+ M	1870	2480	596.15
3	(63) Jones, Keith	GBR 	55+ M	1790	2010	483.17
4	(91) Hammersley, Paul	*GBR 	55+ M	1390	1540	370.19
5	(48) Skande, Ulf	SWE 	55+ M	1830	840	439.90
6	(89) Reitberger, Toni	GER 	55+ M	1190		286.06
7	(55) Johnsen, Lasse	NOR 	55+ M	740		177.88
8	(88) Kuhnt, Gunter	*GER 	55+ M	320		76.92
9	(46) Rowlands, Rodney	*GBR 	55+ M	130		31.25






Over 65 Ladies Tricks Results

Homologation: World record

Bib	Name	Country	Categ.	Preliminary	Final	Overall
1	(3) Worship, Carol	*GBR 	65+ F	350	500	314.47
2	(27) Thompson, Juliet	*GBR 	65+ F	100	40	62.89





Over 65 Men Tricks Results

Homologation: World record

Bib	Name	Country	Categ.	Preliminary	Final	Overall
1	(37) Hueller, Heiko	*GER 	65+ M	1150	1370	815.48
2	(95) Philips, John	*GBR 	65+ M	960	1000	595.24
3	(83) Fox, Jean Pierre	*FRA 	65+ M	330	590	351.19
4	(59) Hurley, Stan	*GBR 	65+ M	500	490	297.62
5	(36) Hornagold, Mike Snr	*GBR 	65+ M	490	490	291.67






Over 35 Ladies Jump Results

Homologation: World record

Bib	Name	Country	Categ.	Preliminary	Final	Overall
1	(19) Tribble, Florence	FRA 	35+ F	38.3m	40.0m	820.90
2	(24) Baumeier, Gitte	GER 	35+ F	29.6m	29.4m	562.19
3	(14) Marchevet, Cecile	FRA 	35+ F	27.3m	29.3m	554.73
4	(12) Atkins, Kelly	*GBR 	35+ F	14.3m	14.5m	186.57






Over 35 Men Jump Results

Homologation: World record

Bib	Name	Country	Categ.	Preliminary	Final	Overall
1	(42) Seels, Jason	GBR 	35+ M	59.3m	60.6m	908.44
2	(16) Lazinskas, Ricardas	LTU 	35+ M	50.8m	54.4m	797.13
3	(12) Fortamps, Olivier	BEL 	35+ M	51.4m	49.5m	743.27
4	(64) Gabriel, Raoul	FRA 	35+ M	40.2m	48.8m	696.59
5	(58) Perry, Greg	GBR 	35+ M	43.3m	48.5m	691.20











Over 45 Ladies Jump Results

Homologation: World record

Bib	Name	Country	Categ.	Preliminary	Final	Overall
1	(4) Lowe, Katie	*GBR 	45+ F	25.0m	27.3m	856.54
2	(21) Porter, Joanne	GBR 	45+ F	26.3m	27.1m	848.10
3	(20) Hazelwood, Kate	*GBR 	45+ F	20.9m	21.8m	624.47
4	(30) Langrock, Claudia	GER 	45+ F	23.0m	21.6m	675.11
5	(2) Maher, Janina	*GBR 	45+ F	13.9m	14.1m	299.58


Over 45 Men Jump Results

Homologation: World record

Bib	Name	Country	Categ.	Preliminary	Final	Overall
1	(53) Hazelwood, Timothy	GBR 	45+ M	50.1m	50.6m	896.25
2	(39) Singleton, Chris	GBR 	45+ M	48.2m	47.9m	843.27
3	(52) Laakso, Antti	FIN 	45+ M	42.3m	44.9m	770.42
4	(79) Schulze, Frank	AUT 	45+ M	35.8m	39.7m	655.63
5	(51) Beard, Mark	*GBR 	45+ M	38.9m	37.7m	637.97
6	(80) Jonsson, Magnus	SWE 	45+ M	33.8m		525.39
7	(38) Wallace, Clive	*GBR 	45+ M	32.4m		494.48
8	(75) Mathieu, Francois	FRA 	45+ M	29.4m		428.26
9	(73) Saintviteux, Yves	BEL 	45+ M	29.0m		419.43
10	(40) Vignerou, Frederic	*FRA 	45+ M	22.0m		264.90








Over 55 Ladies Jump Results

Homologation: World record

Bib	Name	Country	Categ.	Preliminary	Final	Overall
1	(31) Kirby, Dianne	IRL 	55+ F	18.7m	19.4m	738.10




Over 55 Men Jump Results

Homologation: World record





Bib	Name	Country	Categ.	Preliminary	Final	Overall
1	(91) Hammersley, Paul	*GBR 	55+ M	36.2m	37.3m	670.76
2	(67) Clarke, Geoff	IRL 	55+ M	33.1m	36.1m	641.28
3	(55) Johnsen, Lasse	NOR 	55+ M	28.8m	29.5m	479.12
4	(46) Rowlands, Rodney	*GBR 	55+ M	17.1m	19.5m	233.42
5	(92) Lammi, Jouko	FIN 	55+ M	21.5m		282.56
6	(88) Kuhnt, Gunter	*GER 	55+ M	16.2m		152.33
7	(89) Reitberger, Toni	GER 	55+ M	15.9m		144.96

Over 65 Men Jump Results





Homologation: World record

Bib	Name	Country	Categ.	Preliminary	Final	Overall
1	(37) Hueller, Heiko	*GER 	65+ M	32.1m	33.3m	928.29
2	(17) Begovich, Heinz	*AUT 	65+ M	30.0m	30.7m	824.70
3	(95) Philips, John	*GBR 	65+ M	26.2m	25.6m	645.42






Over 35 Ladies Overall Results

Bib	Name	Country	Categ.	Slalom	Tricks	Jump	Overall
1	(19) Tribble, Florence	FRA 	35+ F	982.14	594.07	820.90	2397.11
2	(14) Marchevet, Cecile	FRA 	35+ F	910.71	454.81	554.73	1920.25
3	(24) Baumeier, Gitte	GER 	35+ F	687.50	488.89	562.19	1738.58
4	(12) Atkins, Kelly	*GBR 	35+ F	875.00	247.41	186.57	1308.98










Over 35 Men Overall Results

Bib	Name	Country	Categ.	Slalom	Tricks	Jump	Overall
1	(12) Fortamps, Olivier	BEL 	35+ M	674.60	1009.72	743.27	2427.59
2	(42) Seels, Jason	GBR 	35+ M	896.83	441.21	908.44	2246.48
3	(64) Gabriel, Raoul	FRA 	35+ M	825.40	307.09	696.59	1829.08
4	(16) Lazinskas, Ricardas	LTU 	35+ M	722.22	281.83	797.13	1801.18


Over 45 Ladies Overall Results

Bib	Name	Country	Categ.	Slalom	Tricks	Jump	Overall
1	(30) Langrock, Claudia	GER 	45+ F	785.71	847.62	675.11	2308.44
2	(21) Porter, Joanne	GBR 	45+ F	785.71	466.67	848.10	2100.48
3	(4) Lowe, Katie	*GBR 	45+ F	482.14	314.29	856.54	1652.97
4	(20) Hazelwood, Kate	*GBR 	45+ F	660.71	297.62	624.47	1582.80
5	(2) Maher, Janina	*GBR 	45+ F	500.00	633.33	299.58	1432.91







Over 45 Men Overall Results

Bib	Name	Country	Categ.	Slalom	Tricks	Jump	Overall
1	(52) Laakso, Antti	FIN 	45+ M	746.27	865.70	770.42	2382.39
2	(53) Hazelwood, Timothy	GBR 	45+ M	761.19	562.61	896.25	2220.05
3	(73) Saintviteux, Yves	BEL 	45+ M	611.94	980.04	419.43	2011.41
4	(79) Schulze, Frank	AUT 	45+ M	761.19	165.15	655.63	1581.97
5	(80) Jonsson, Magnus	SWE 	45+ M	764.93	241.38	525.39	1531.70
6	(51) Beard, Mark	*GBR 	45+ M	522.39	250.45	637.97	1410.81
7	(38) Wallace, Clive	*GBR 	45+ M	582.09	255.90	494.48	1332.47
8	(75) Mathieu, Francois	FRA 	45+ M	447.76	422.87	428.26	1298.89
9	(40) Vignerou, Frederic	*FRA 	45+ M	44.78	208.71	264.90	518.39



Over 55 Ladies Overall Results

Bib	Name	Country	Categ.	Slalom	Tricks	Jump	Overall
1	(31) Kirby, Dianne	IRL 	55+ F	611.11	283.99	738.10	1633.20

Over 55 Men Overall Results

Bib	Name	Country	Categ.	Slalom	Tricks	Jump	Overall
1	(91) Hammersley, Paul	*GBR 	55+ M	826.92	370.19	670.76	1867.87
2	(92) Lammi, Jouko	FIN 	55+ M	875.00	596.15	282.56	1753.71
3	(55) Johnsen, Lasse	NOR 	55+ M	615.38	177.88	479.12	1272.38
4	(89) Reitberger, Toni	GER 	55+ M	807.69	286.06	144.96	1238.71
5	(88) Kuhnt, Gunter	*GER 	55+ M	653.85	76.92	152.33	883.10
6	(46) Rowlands, Rodney	*GBR 	55+ M	86.54	31.25	233.42	351.21

Over 65 Men Overall Results

Bib	Name	Country	Categ.	Slalom	Tricks	Jump	Overall
1	(37) Hueller, Heiko	*GER 	65+ M	733.33	815.48	928.29	2477.10
2	(95) Philips, John	*GBR 	65+ M	733.33	595.24	645.42	1973.99

Chief Judge
Wright-Cau, MaureenHomologator
Davies, PeterCalculator
Airey, Paul