



WORLD WATERSKI CHAMPIONSHIPS

17/11/2015 - 22/11/2015

Boca Laguna, Chapala

Page 1
22/11/2015 - 17:35

Open Ladies Slalom Results

Homologation: World record

Bib	Name	Country	Preliminary Round	Final	Overall	Team
1	(74) Jaquess Regina	USA	2,00/55/10.75	1,00/55/10.25	1000,00	1000,00
2	(82) Mc Clintock Whitney	CAN	0,50/55/10.25	2,50/55/10.75	988,37	988,37
3	(121) Krueger Geena	GER	3,00/55/11.25	2,00/55/10.75 <small>(Tie break: 2.00/55/10.75)</small>		883,72
4	(25) Lucine Clementine	FRA	3,00/55/11.25	2,00/55/10.75 <small>(Tie break: 3.00/55/11.25)</small>		883,72
5	(24) Costard Manon	FRA	4,50/55/11.25	5,50/55/11.25	825,58	825,58
6	(44) Adriaensen Kate	BEL	2,00/55/11.25 <small>(Tie break: 4.00/55/11.25)</small>	5,00/55/11.25	813,95	813,95
7	(114) Welter Claire Lise	*FRA	3,00/55/11.25	4,50/55/11.25		
8	(88) Dodd Breanne	*CAN	5,50/55/11.25	3,50/55/11.25		
9	(56) Ianni Beatrice	ITA	3,00/55/11.25	3,00/55/11.25		767,44
10	(26) Franc Ambre	*FRA	4,00/55/11.25	2,00/55/11.25		
11	(123) Abelson Mariana	MEX	3,00/55/11.25	2,00/55/11.25		767,44
12	(144) Edeback Hanna	SWE	2,00/55/11.25 <small>(Tie break: 5.00/55/11.25)</small>	3,50/55/12.00		744,19
13	(143) Hirst Josefin	SWE	2,00/55/11.25 <small>(Tie break: 4.00/55/12.00)</small>			744,19
13	(106) Botas Medem Sandra	ESP	2,00/55/11.25 <small>(Tie break: 2.50/55/12.00)</small>			744,19
13	(160) Haw Makayla	*USA	2,00/55/11.25 <small>(Tie break: 1.50/55/12.00)</small>			
16	(39) Bonnemann Giannina	GER	1,50/55/11.25		732,56	732,56
17	(9) Berdnikava Natallia	BLR	1,00/55/11.25			720,93
17	(40) Bonnemann Chiara	GER	1,00/55/11.25			720,93
17	(67) Lauretano Alex	USA	1,00/55/11.25		720,93	720,93
17	(10) Straltsova Hanna	BLR	1,00/55/11.25		720,93	720,93
21	(15) Gonzalez Valentina	CHI	3,00/55/12.00		627,91	627,91
21	(130) Ross-Siegert Megan	NZL	3,00/55/12.00			627,91
23	(75) Carroll Jacinta	AUS	2,00/55/12.00		604,65	604,65
23	(23) Chardin Nancy	FRA	2,00/55/12.00		604,65	604,65
23	(12) Danisheuskaya Aliaksandra	BLR	2,00/55/12.00		604,65	604,65
26	(133) De Osma Bedoya María Alejandra	PER	1,50/55/12.00		593,02	593,02
26	(45) Gielis Evelyne	BEL	1,50/55/12.00		593,02	593,02
28	(3) Chapoy Carolina	MEX	1,00/55/12.00		581,40	581,40
29	(66) Miller Katelyn	AUS	4,50/55/13.00		523,26	523,26
30	(109) Lammi Menestrina Jutta	FIN	3,00/55/13.00			488,37
30	(71) Lang Erika	USA	3,00/55/13.00		488,37	488,37
32	(16) Miranda Tiare	CHI	2,00/55/13.00			465,12
33	(107) Botas Medem Nadine	ESP	1,50/55/13.00			453,49
34	(139) Christian Sasha Siew Hoon	SIN	0,50/55/13.00			430,23
35	(129) O'Connell Georgia	NZL	2,50/55/14.25		337,21	337,21
36	(33) Yoong-Hanifah Aaliyah	MAS	3,50/55/16.00			220,93
37	(36) Palacio O. Lucia	COL	1,00/55/16.00			162,79



WORLD WATERSKI CHAMPIONSHIPS

17/11/2015 - 22/11/2015

Boca Laguna, Chapala

Page 2
22/11/2015 - 17:35

Open Men Slalom Results

Homologation: World record

Bib	Name	Country	Preliminary Round	Final	Overall	Team
1 (145)	Smith Nate	USA	3,00/58/10.25	2,50/58/10.25		1000,00
2 (57)	Degasperi Thomas	*ITA	1,00/58/10.25	2,00/58/10.25		
3 (117)	Winter Frederick	GBR	5,00/58/10.75	2,00/58/10.25 <small>(Tie break: 3,00/58/10.25)</small>		977,78
4 (77)	Howley Joel	AUS	5,00/58/10.75	2,00/58/10.25 <small>(Tie break: 2,50/58/10.25)</small>		977,78
5 (115)	Asher William	*GBR	0,50/58/10.25	1,50/58/10.25		
6 (48)	Sedlmajer Adam	CZE	1,00/58/10.25	1,00/58/10.25	1000,00	955,56
7 (148)	Parrish Chris	*USA	4,00/58/10.75 <small>(Tie break: 4,00/58/10.75)</small>	1,00/58/10.25		
8 (151)	Burdick Cale	*USA	0,50/58/10.25	5,00/58/10.75		
9 (38)	Bartalsky Martin	SVK	5,50/58/10.75	5,00/58/10.75	965,12	922,22
10 (84)	Mcclintock Jason	CAN	2,00/58/10.25	1,50/58/10.75		977,78
11 (55)	Caruso Brando	ITA	5,00/58/10.75	3,50/58/11.25		911,11
12 (149)	Travers Jonathan	*USA	5,00/58/10.75	0,50/58/12.00		
13 (141)	Stadlbaur Benjamin	SUI	4,00/58/10.75 <small>(Tie break: 1,50/58/10.75)</small>			888,89
14 (72)	Ambrosi Sandro	MEX	3,00/58/10.75		906,98	866,67
14 (101)	Correa J. Santiago	COL	3,00/58/10.75			866,67
14 (29)	Julio Javier	ARG	3,00/58/10.75			866,67
14 (46)	Kolman Martin	CZE	3,00/58/10.75		906,98	866,67
14 (108)	Morros Peyri Ivan	ESP	3,00/58/10.75			866,67
14 (150)	Parsons Nick	*USA	3,00/58/10.75			
20 (54)	Allais Carlo	*ITA	2,50/58/10.75			
20 (142)	Efverstrom Johan	SWE	2,50/58/10.75			855,56
20 (7)	Lamadrid Alvaro	MEX	2,50/58/10.75			855,56
20 (53)	Napolitano Davide	ITA	2,50/58/10.75			855,56
20 (105)	Pigozzi Robert	DOM	2,50/58/10.75			855,56
25 (87)	Neveu Stephen	CAN	1,50/58/10.75			833,33
25 (70)	Vaughn Corey	*USA	1,50/58/10.75			
25 (158)	Winter Terry	*USA	1,50/58/10.75			
28 (157)	Detrick Brian	*USA	1,00/58/10.75			
28 (69)	Pickos Adam	USA	1,00/58/10.75			822,22
28 (1)	Sahagun Diego	*MEX	1,00/58/10.75			
31 (21)	Gonzalez Diego	CHI	0,50/58/10.75			811,11
32 (58)	Briant Joshua	AUS	5,00/58/11.25		813,95	777,78
33 (4)	Lamadrid Carlos	*MEX	4,50/58/11.25			
33 (60)	Luzzeri Matteo	ITA	4,50/58/11.25			766,67
35 (76)	Wing Joel	AUS	4,00/58/11.25		790,70	755,56
36 (59)	Adams Nicholas	AUS	3,50/58/11.25			744,44
36 (112)	Dailland Tanguy	FRA	3,50/58/11.25		779,07	744,44
36 (111)	Dailland Thibaut	FRA	3,50/58/11.25		779,07	744,44
36 (124)	Litchi Alejandro	*MEX	3,50/58/11.25			
36 (19)	Miranda Felipe	CHI	3,50/58/11.25		779,07	744,44
36 (89)	Moore Thomas	*CAN	3,50/58/11.25			
36 (47)	Odvarko Daniel	CZE	3,50/58/11.25			744,44
43 (5)	Lamadrid Alejandro	MEX	3,00/58/11.25		767,44	733,33
44 (102)	Mesa T. Jose Fernando	COL	2,50/58/11.25			722,22
45 (49)	King Alex	NZL	2,00/58/11.25			711,11
45 (52)	Pajni Gianmarco	ITA	2,00/58/11.25		744,19	711,11
47 (126)	Diehl Morgan	NZL	1,50/58/11.25			700,00
47 (83)	Llewellyn Jaret	CAN	1,50/58/11.25		732,56	700,00



WORLD WATERSKI CHAMPIONSHIPS


17/11/2015 - 22/11/2015

Boca Laguna, Chapala

Page 3

22/11/2015 - 17:35

Bib	Name	Country	Preliminary Round	Final	Overall	Team
49	(13) Isayeu Aliksandr	BLR	0,50/58/11.25		709,30	677,78
50	(125) School Freek	NED	4,50/58/12.00			633,33
51	(134) De Osma Bedoya Rafael Juandiego	PER	3,50/58/12.00		639,53	611,11
51	(41) Schipner Bojan	GER	3,50/58/12.00			611,11
53	(140) Leong Mark	SIN	2,50/58/12.00			588,89
54	(37) Linares A. Roberto	COL	2,00/58/12.00		604,65	577,78
55	(17) Varas Santiago	CHI	1,50/58/12.00		593,02	566,67
56	(2) Font Diego	*MEX	1,00/58/12.00			
57	(42) Lagae Pieter-Jan	BEL	0,50/58/12.00			544,44
57	(68) Outram Luke	GBR	0,50/58/12.00		569,77	544,44
59	(28) Lopez Martin	ARG	3,50/58/13.00			477,78
60	(136) Tejada Cavero José Luis	PER	0,50/58/13.00		430,23	411,11
61	(122) Febrianto Kadir	INA	1,50/58/16.00			166,67
62	(128) Milicich Garth	NZL	1,50/58/18.25			33,33



WORLD WATERSKI CHAMPIONSHIPS

17/11/2015 - 22/11/2015


Boca Laguna, Chapala

Page 4
22/11/2015 - 17:35

Open Ladies Tricks Results

Homologation: World record

Bib	Name	Country	Preliminary Round	Final	Overall	Team
1	(153) Gay Anna	*USA	9120	10010		
2	(86) Ross Neilly	CAN	9500	9500		1000,00
3	(9) Berdnikava Natallia	BLR	7960	9420		991,58
4	(39) Bonnemann Giannina	GER	9010	9230	1000,00	971,58
5	(132) Cuglievan Wiese Natalia	PER	8350	9120		960,00
6	(25) Lucine Clementine	FRA	7240	8560		901,05
7	(67) Lauretano Alex	USA	7330	8250	893,82	868,42
8	(71) Lang Erika	USA	8990	7670	974,00	946,32
9	(75) Carroll Jacinta	AUS	7280	7480	810,40	787,37
10	(44) Adriaensen Kate	BEL	7510	7470	813,65	790,53
11	(74) Jaquess Regina	USA	8470	7320	917,66	891,58
12	(82) Mc Clintock Whitney	CAN	7720	6880	836,40	812,63
13	(23) Chardin Nancy	FRA	6740		730,23	709,47
14	(10) Straltsova Hanna	BLR	6570		711,81	691,58
15	(15) Gonzalez Valentina	CHI	6440		697,72	677,89
16	(3) Chapoy Carolina	MEX	6430		696,64	676,84
17	(24) Costard Manon	FRA	6240		676,06	656,84
18	(12) Danisheuskaya Aliaksandra	BLR	5710		618,63	601,05
19	(130) Ross-Siegert Megan	NZL	5340			562,11
20	(123) Abelson Mariana	MEX	5240			551,58
21	(133) De Osma Bedoya María Alejandra	PER	4440		481,04	467,37
22	(66) Miller Katelyn	AUS	4380		474,54	461,05
23	(129) O'Connell Georgia	NZL	4070		440,95	428,42
24	(33) Yoong-Hanifah Aaliyah	MAS	3880			408,42
25	(36) Palacio O. Lucia	COL	3110			327,37
26	(45) Gielis Evelyne	BEL	1550		167,93	163,16



WORLD WATERSKI CHAMPIONSHIPS


17/11/2015 - 22/11/2015

Boca Laguna, Chapala

Open Men Tricks Results

Homologation: World record

Bib	Name	Country	Preliminary Round	Final	Overall	Team
1	(69) Pickos Adam	USA	11090	11210		944,40
2	(48) Sedlmajer Adam	CZE	10640	11050	1000,00	930,92
3	(58) Briant Joshua	AUS	10390	10990	994,57	925,86
4	(22) Ballon Pierre	FRA	11010	10950		927,55
5	(11) Zharnasek Aliaksei	BLR	11870	10410		1000,00
6	(83) Llewellyn Jaret	CAN	9970	10360	937,56	872,79
7	(46) Kolman Martin	CZE	10300	9700	932,13	867,73
8	(27) Poteau Alexandre	*FRA	10590	9660		
9	(111) Dailland Thibaut	FRA	10160	9350	919,46	855,94
10	(84) Mcclintock Jason	CAN	10040	9270		845,83
11	(152) Gay Russell	*USA	9990	8960		
12	(52) Pajni Gianmarco	ITA	9810	8270	887,78	826,45
13	(76) Wing Joel	AUS	9390		849,77	791,07
14	(43) Fortamps Olivier	BEL	8820			743,05
15	(92) Tetreault Guillaume	*CAN	8710			
16	(112) Dailland Tanguy	FRA	8270		748,42	696,71
17	(6) Chapoy Rodrigo	*MEX	8230			
18	(13) Isayeu Aliaksandr	BLR	8170		739,37	688,29
19	(38) Bartalsky Martin	SVK	7880		713,12	663,86
20	(51) Benatti Nicholas	*ITA	7830			
21	(19) Miranda Felipe	CHI	6900		624,43	581,30
22	(17) Varas Santiago	CHI	6760		611,76	569,50
23	(14) Deviatovski Oleg	BLR	6580			554,34
24	(37) Linares A. Roberto	COL	6470		585,52	545,07
25	(5) Lamadrid Alejandro	MEX	4500		407,24	379,11
26	(134) De Osma Bedoya Rafael Juandiego	PER	4260		385,52	358,89
27	(68) Outram Luke	GBR	4110		371,95	346,25
28	(8) Font Patricio	MEX	3210			270,43
29	(136) Tejada Cavero José Luis	PER	2970		268,78	250,21
30	(122) Febrianto Kadir	INA	2630			221,57
31	(127) Gilbert Thomas	NZL	0			



WORLD WATERSKI CHAMPIONSHIPS

17/11/2015 - 22/11/2015

Boca Laguna, Chapala

Page 6

22/11/2015 - 17:35


































Open Ladies Jump Results

Homologation: World record


















Bib	Name	Country	Preliminary Round	Final	Overall	Team
1	(75) Carroll Jacinta	AUS	56,3m (185ft)	57,6m (189ft)	1000,00	1000,00
2	(109) Lammi Menestrina Jutta	FIN	52,6m (173ft)	51,5m (169ft)		876,85
3	(67) Lauretano Alex	USA	49,2m (161ft)	51,4m (169ft)	847,29	847,29
4	(23) Chardin Nancy	FRA	54,0m (177ft)	51,3m (168ft)	911,33	911,33
5	(35) Vympranietsova Marie	*GRE	52,9m (174ft)	51,1m (168ft)		
6	(93) Grant Taryn	*CAN	51,3m (168ft)	51,1m (168ft)		
7	(147) Morgan Lauren	*USA	49,8m (163ft)	50,6m (166ft)		
8	(82) Mc Clintock Whitney	CAN	49,2m (161ft)	50,6m (166ft)	827,59	827,59
9	(12) Danisheuskaya Aliaksandra	BLR	46,1m (151ft)	49,7m (163ft)	805,42	805,42
10	(39) Bonnemann Giannina	GER	51,1m (168ft)	49,3m (162ft)	839,90	839,90
11	(74) Jaquess Regina	USA	53,5m (176ft)	48,7m (160ft)	899,01	899,01
12	(24) Costard Manon	FRA	47,0m (154ft)	48,7m (160ft)	780,79	780,79
13	(44) Adriaensen Kate	BEL	45,4m (149ft)		699,51	699,51
14	(104) Jepsen Maj Lund	DEN	45,3m (149ft)			697,04
15	(10) Straltsova Hanna	BLR	45,2m (148ft)		694,58	694,58
16	(3) Chapoy Carolina	MEX	43,2m (142ft)		645,32	645,32
17	(15) Gonzalez Valentina	CHI	42,1m (138ft)		618,23	618,23
18	(129) O'Connell Georgia	NZL	41,5m (136ft)		603,45	603,45
19	(66) Miller Katelyn	AUS	38,4m (126ft)		527,09	527,09
20	(45) Gielis Evelyne	BEL	36,1m (118ft)		470,44	470,44
21	(71) Lang Erika	USA	35,0m (115ft)		443,35	443,35
22	(133) De Osma Bedoya María Alejandra	PER	30,9m (101ft)		342,36	342,36

Open Men Jump Results


















Homologation: World record

Bib	Name	Country	Preliminary Round	Final	Overall	Team
1	(85) Dodd Ryan	CAN 	67,5m (221ft)	67,3m (221ft)		1000,00
2	(41) Schipner Bojan	GER 	66,2m (217ft)	66,7m (219ft)		981,18
3	(19) Miranda Felipe	CHI 	63,5m (208ft)	65,5m (215ft)	1000,00	952,94
4	(116) Asher Thomas	GBR 	65,5m (215ft)	65,0m (213ft)		952,94
5	(138) Morozov Igor	RUS 	62,8m (206ft)	64,5m (212ft)		929,41
6	(155) Worden Zack	*USA 	61,8m (203ft)	64,0m (210ft)		
7	(119) Seels Jason	*GBR 	61,3m (201ft)	63,5m (208ft)		
8	(118) Sharman Damien	*GBR 	61,8m (203ft)	63,0m (207ft)		
9	(80) Köstenberger Claudio	AUT 	63,0m (207ft)	62,9m (206ft)		894,12
10	(91) Paradis Alex	*CAN 	61,2m (201ft)	62,2m (204ft)		
11	(48) Sedlmajer Adam	CZE 	61,6m (202ft)	58,5m (192ft)	903,70	861,18
12	(83) Llewellyn Jaret	CAN 	63,9m (210ft)	0,00m (0ft)	960,49	915,29
13	(159) Kinney Brian	*USA 	60,1m (197ft)			
14	(20) Ritter Emile	CHI 	59,9m (197ft)			821,18
15	(46) Kolman Martin	CZE 	59,8m (196ft)		859,26	818,82
16	(111) Dailland Thibaut	FRA 	59,7m (196ft)		856,79	816,47
17	(76) Wing Joel	AUS 	58,8m (193ft)		834,57	795,29
18	(38) Bartalsky Martin	SVK 	58,6m (192ft)		829,63	790,59
19	(112) Dailland Tanguy	FRA 	58,0m (190ft)		814,81	776,47
19	(49) King Alex	NZL 	58,0m (190ft)			776,47
21	(13) Isayeu Aliaksandr	BLR 	57,9m (190ft)		812,35	774,12
22	(17) Varas Santiago	CHI 	56,8m (186ft)		785,19	748,24
23	(50) Öhman Patrik	SWE 	55,5m (182ft)			717,65
24	(68) Outram Luke	GBR 	55,0m (180ft)		740,74	705,88
25	(146) Ellis Scot	USA 	54,5m (179ft)			694,12
26	(37) Linares A. Roberto	COL 	54,1m (177ft)		718,52	684,71
27	(52) Pajni Gianmarco	ITA 	53,3m (175ft)		698,77	665,88
28	(5) Lamadrid Alejandro	MEX 	52,7m (173ft)		683,95	651,76
29	(42) Lagae Pieter-Jan	BEL 	51,7m (170ft)			628,24
30	(58) Briant Joshua	AUS 	51,3m (168ft)		649,38	618,82
31	(125) School Freek	NED 	47,8m (157ft)			536,47
32	(134) De Osma Bedoya Rafael Juandiego	GER 	43,0m (141ft)		444,44	423,53
33	(136) Tejada Cavero José Luis	PER 	39,8m (131ft)		365,43	348,24

Open Ladies Overall Results

Bib	Name	Country	Slalom	Tricks	Jump	Overall
1	(74) Jaquess Regina	USA 	1000,00	917,66	899,01	2816,67
2	(82) Mc Clintock Whitney	CAN 	988,37	836,40	827,59	2652,36
3	(39) Bonnemann Giannina	GER 	732,56	1000,00	839,90	2572,46
4	(67) Lauretano Alex	USA 	720,93	893,82	847,29	2462,04
5	(75) Carroll Jacinta	AUS 	604,65	810,40	1000,00	2415,05
6	(44) Adriaensen Kate	BEL 	813,95	813,65	699,51	2327,11
7	(24) Costard Manon	FRA 	825,58	676,06	780,79	2282,43
8	(23) Chardin Nancy	FRA 	604,65	730,23	911,33	2246,21
9	(10) Straltsova Hanna	BLR 	720,93	711,81	694,58	2127,32
10	(12) Danisheuskaya Aliaksandra	BLR 	604,65	618,63	805,42	2028,70
11	(15) Gonzalez Valentina	CHI 	627,91	697,72	618,23	1943,86
12	(3) Chapoy Carolina	MEX 	581,40	696,64	645,32	1923,36
13	(71) Lang Erika	USA 	488,37	974,00	443,35	1905,72
14	(66) Miller Katelyn	AUS 	523,26	474,54	527,09	1524,89
15	(133) De Osma Bedoya María Alejandra	PER 	593,02	481,04	342,36	1416,42
16	(129) O'Connell Georgia	NZL 	337,21	440,95	603,45	1381,61
17	(45) Gielis Evelyne	BEL 	593,02	167,93	470,44	1231,39

Open Men Overall Results

Bib	Name	Country	Slalom	Tricks	Jump	Overall
1	(48) Sedlmajer Adam	CZE 	1000,00	1000,00	903,70	2903,70
2	(46) Kolman Martin	CZE 	906,98	932,13	859,26	2698,37
3	(83) Llewellyn Jaret	CAN 	732,56	937,56	960,49	2630,61
4	(111) Dailland Thibaut	FRA 	779,07	919,46	856,79	2555,32
5	(38) Bartalsky Martin	SVK 	965,12	713,12	829,63	2507,87
6	(76) Wing Joel	AUS 	790,70	849,77	834,57	2475,04
7	(58) Briant Joshua	AUS 	813,95	994,57	649,38	2457,90
8	(19) Miranda Felipe	CHI 	779,07	624,43	1000,00	2403,50
9	(112) Dailland Tanguy	FRA 	779,07	748,42	814,81	2342,30
10	(52) Pajni Gianmarco	ITA 	744,19	887,78	698,77	2330,74
11	(13) Isayeu Aliksandr	BLR 	709,30	739,37	812,35	2261,02
12	(17) Varas Santiago	CHI 	593,02	611,76	785,19	1989,97
13	(37) Linares A. Roberto	COL 	604,65	585,52	718,52	1908,69
14	(5) Lamadrid Alejandro	MEX 	767,44	407,24	683,95	1858,63
15	(68) Outram Luke	GBR 	569,77	371,95	740,74	1682,46
16	(134) De Osma Bedoya Rafael Juandiego	PER 	639,53	385,52	444,44	1469,49
17	(136) Tejada Cavero José Luis	PER 	430,23	268,78	365,43	1064,44

Chief Judge
Lisa Steiner

Homologator
Nigel Talamo

Scorer
Muriel Fromiau