
















































## Under 14 Girls Slalom Results

Homologation: World record

Bib	Name	Country	Preliminary	Final	Overall
1	(64) Belskaya Maryia	BLR 	3.00/52/12.00	5.50/52/12.00	1000.00
2	(56) Loizidou Florentia	CYP 	4.00/52/12.00	4.50/52/12.00	975.90
3	(62) Anastasi Stella	CYP 	2.00/52/12.00	3.00/52/12.00	939.76
4	(40) Hvozdzeva Sofya	BLR 	2.00/52/12.00	1.50/52/12.00	915.66
5	(51) Fah Julie	*SUI 	5.00/52/13.00	0.50/52/12.00	879.52
6	(13) Steiner Lili	AUT 	1.50/52/12.00	5.50/52/13.00	903.61
7	(23) Kozelskaya Mariya	*BLR 	4.50/52/13.00	3.50/52/13.00	831.33
8	(71) Constantinou Artemis	*CYP 	3.00/52/13.00	3.00/52/13.00	795.18
9	(19) Lee Molly	GBR 	2.00/52/13.00	2.50/52/13.00	783.13
10	(60) Dziadok Yelizaveta	BLR 	3.50/52/13.00	2.00/52/13.00	807.23
10	(32) Van Bergen Eva	NED 	2.25/52/13.00	2.00/52/13.00	777.11
12	(73) Frei Vivienne	SUI 	2.00/52/13.00	3.00/52/14.25	771.08
13	(50) Tsiutsiura Maria	UKR 	2.00/52/13.00		771.08
13	(14) Sniter Mathilde	FRA 	2.00/52/13.00		771.08
15	(64) Bjorlin Ella	SWE 	1.50/52/13.00		759.04
16	(27) Roberts Lucy	GBR 	5.00/52/14.25		698.80
17	(18) Wenzel Emily	GER 	2.25/52/14.25		632.53
18	(20) Antonatou Kalliopi	GRE 	0.50/52/14.25		590.36
18	(34) Mezzetti Nina Maria	ITA 	0.50/52/14.25		590.36
20	(12) Magafosi Sofia-Eleni	GRE 	2.00/52/16.00		481.93
21	(52) Mattersdorfer Pia	AUT 	0.50/46		12.05
22	(36) Whaling Amy	GBR 	0.00/46		






























## Under 14 Boys Slalom Results

Homologation: World record

Bib	Name	Country	Preliminary	Final	Overall
1	(56) Attensam Nikolaus	*AUT 	5.00/55/13.00	2.00/55/11.25	1086.42
2	(43) Aldman Simon	SWE 	2.00/55/11.25	2.00/55/11.25	1086.42
3	(10) Marino Vincenzo	ITA 	4.00/55/12.00	4.50/55/12.00	1000.00
4	(72) Straltsou Ilya	BLR 	1.50/55/12.00	3.50/55/12.00	975.31
5	(67) Di Bernardo Giuseppe	*ITA 	1.00/55/12.00	2.00/55/12.00	938.27
5	(21) Parth Florian	ITA 	1.50/55/12.00	2.00/55/12.00	938.27
7	(28) Neyrac Alban	FRA 	1.00/55/12.00	1.00/55/12.00	913.58
8	(17) Boldini Leonardo	ITA 	2.00/55/13.00	3.00/55/13.00	814.81
9	(70) Mazurkevich Vasilii	*BLR 	2.50/55/13.00	2.50/55/13.00	802.47
10	(35) Nohra Nabil	SUI 	1.50/55/13.00	0.50/55/13.00	777.78
11	(63) Fah Nicolas	SUI 	1.50/55/13.00	3.50/55/14.25	777.78
12	(16) Notat Hugo	FRA 	2.00/55/13.00	0.50/55/18.25	790.12
13	(31) Kuhn Dominic	AUT 	1.50/55/13.00		777.78
13	(73) Blomqvist Victor	SWE 	1.50/55/13.00		777.78
15	(44) Hrushko Alexandr	UKR 	1.00/55/13.00		765.43
16	(78) Antonatos Georgios	GRE 	5.00/55/14.25		716.05
17	(49) Hinteregger Samuel	AUT 	4.50/55/14.25		703.70
17	(66) Westlund Elliot	SWE 	4.50/55/14.25		703.70
19	(75) Georgallides Costantinos	CYP 	3.00/55/14.25		666.67
20	(49) Parkin Tom	GBR 	2.50/55/14.25		654.32
20	(11) Stegmann Jason	RSA 	2.50/55/14.25		654.32
22	(58) Liapis Ilias	GRE 	2.00/55/14.25		641.98
22	(22) Postelnikov Yaroslav	UKR 	2.00/55/14.25		641.98
24	(15) Morin Antoine	FRA 	1.50/55/14.25		629.63
25	(74) Wolfisberg Janni	SUI 	0.50/55/14.25		604.94
26	(25) Chorny Ivan	UKR 	1.50/55/16.00		481.48
27	(30) Athinakis Ioannis	CYP	5.00/55/18.25		419.75



## Under 17 Girls Slalom Results

Homologation: World record

Bib	Name	Country	Preliminary	Final	Overall
1	(18) Trubskaya Valeryia	BLR 	3.00/55/12.00	0.50/55/11.25	1000.00
2	(68) Prosvetova Stanislava	UKR 	3.00/55/12.00	3.00/55/12.00	917.65
3	(76) Pontifix Athina	GRE 	5.50/55/13.00	3.00/55/12.00	917.65
4	(52) Parkhomenka Alena	BLR 	2.00/55/12.00	2.00/55/12.00	894.12
5	(41) Anguenot Ines	FRA 	1.00/55/12.00	2.00/55/12.00	894.12
5	(43) Genelot Mathilde	*FRA 	1.00/55/12.00	2.00/55/12.00	894.12
7	(65) Runge Megija	LAT 	2.50/55/13.00	4.00/55/13.00	800.00
8	(35) Attensam Marie	AUT 	3.00/55/13.00	3.00/55/13.00	776.47
9	(55) Beckers Ibe	BEL 	0.50/55/12.00	2.00/55/13.00	858.82
10	(55) Oravcova Zuzana	SVK 	4.00/55/13.00	1.50/55/13.00	800.00
11	(33) Barone Federica	ITA 	2.50/55/13.00	4.50/55/14.25	764.71
12	(58) Yorke-Davies Saba	GBR 	3.00/55/13.00	3.00/55/14.25	776.47
13	(54) Sacco Arianna	ITA 	2.00/55/13.00		752.94
13	(42) Sonier Perrine	FRA 	2.00/55/13.00		752.94
15	(32) Paturel Lena	SUI 	1.00/55/13.00		729.41
15	(77) Vlachakou Kiriaki-Eleni	GRE 	1.00/55/13.00		729.41
17	(24) Papoudi Michaela	*GRE 	0.50/55/13.00		717.65
18	(59) Panteli Sotiroulla	CYP 	0.00/55/13.00		705.88
19	(17) Julsing Klaske	NED 	4.00/55/14.25		658.82
20	(70) Wolfisberg Kirsi	SUI 	3.50/55/14.25		647.06
21	(79) Starkova Isabela	CZE 	3.00/55/14.25		635.29
22	(47) Burge Mara	SUI 	2.50/55/14.25		623.53
23	(26) Brummel Lara	GER 	2.00/55/14.25		611.76
23	(39) Schmidberger Theresa	AUT 	2.00/55/14.25		611.76
25	(37) Ahammer Elena	AUT 	1.50/55/14.25		600.00
26	(81) Hanusova Adela	CZE 	2.50/55/16.00		482.35
26	(45) Scutt Emma	GBR 	2.50/55/16.00		482.35
28	(57) Leonhardt Lilian	GER 	4.50/55/18.25		388.24
29	(82) Azor Chloe	RSA 	5.00/49		117.65



















## Under 17 Boys Slalom Results

Homologation: World record

Bib	Name	Country	Preliminary	Final	Overall
1	(44) Rousselot Nicolas	FRA 	3.00/58/11.25	4.00/58/11.25	1000.00
2	(36) Tornquist Tim	SWE 	1.00/58/11.25	3.50/58/11.25	989.13
3	(47) Witczak Thomas	*FRA 	3.00/58/11.25	3.00/58/11.25	978.26
4	(66) Nathanail Pavlos	GRE 	1.25/58/11.25	2.50/58/11.25	967.39
5	(50) Stegmann Nicholas	RSA 	5.00/58/12.00	2.00/58/11.25	956.52
6	(76) Engelhardt Moritz	AUT 	4.00/58/12.00	1.50/58/11.25	945.65
7	(83) Papaconstantinou Georgios	CYP 	4.50/58/12.00	1.00/58/11.25	934.78
8	(48) Morel Benjamin	*FRA 	1.50/58/11.25	5.50/58/12.00	945.65
9	(63) Frei Mike	SUI 	4.00/58/12.00	4.50/58/12.00	880.43
10	(38) Duplan-Fribourg Pol	FRA 	4.00/58/12.00	3.50/58/12.00	869.57
11	(34) Blomqvist Alexander	*SWE 	4.50/58/12.00	3.00/58/12.00	880.43
12	(78) Bisetti Bryan	*ITA 	3.00/58/12.00	3.00/58/12.00	847.83
13	(65) Westlund Charlie	SWE 	3.00/58/12.00		847.83
14	(62) Cogne Tancredi	*SUI 	2.50/58/12.00		836.96
14	(61) Fiammenghi Carlo	ITA 	2.50/58/12.00		836.96
14	(69) Samoilov Alexander	UKR 	2.50/58/12.00		836.96
17	(80) Kousseoglou Alexis	MON 	2.00/58/12.00		826.09
17	(83) Melnik Stsiapan	BLR 	2.00/58/12.00		826.09
19	(53) Trani Gabriele	ITA 	1.50/58/12.00		815.22
20	(46) Scutt Oli	GBR 	5.00/58/13.00		760.87
21	(53) Filaretov Damir	UKR 	3.00/58/13.00		717.39
22	(10) Robinson Marcus	GBR 	2.00/58/13.00		695.65
23	(12) Lapkouski Kiryl	BLR 	0.50/58/13.00		663.04
23	(84) Zhirkov Ivan	RUS 	0.50/58/13.00		663.04
25	(19) Petrenko Stefan	*BLR 	3.50/58/14.25		597.83
25	(40) Teixidor Tono	ESP 	3.50/58/14.25		597.83
27	(16) Serpieris Filippou	GRE 	2.50/58/14.25		576.09
28	(11) Wohlfahrt Moritz	GER 	3.50/58/18.25		336.96
29	(68) Kalina Ondrej	CZE 	2.50/58/18.25		315.22
30	(14) Korsten Matthijs	NED 	1.00/52		21.74
31	(51) Marsan Alexandre	MON 	0.50/52		10.87
31	(39) Waldefeldt Karl	SWE 	0.50/52		10.87






















## Under 14 Girls Tricks Results

Homologation: World record

Bib	Name	Country	Preliminary	Final	Overall
1	(40) Hvozdzeva Sofya	BLR 	5570	5180	1000.00
2	(60) Dziadok Yelizaveta	BLR 	4240	4910	881.51
3	(50) Tsiutsiura Maria	UKR 	3080	4870	874.33
4	(27) Roberts Lucy	GBR 	3440	3830	687.61
5	(34) Mezzetti Nina Maria	ITA 	3290	3700	664.27
6	(51) Fah Julie	*SUI 	3710	3450	666.07
7	(18) Wenzel Emily	GER 	3500	3420	628.37
8	(64) Belskaya Maryia	BLR 	4390	2740	788.15
9	(13) Steiner Lili	AUT 	2590	2700	484.74
10	(23) Kozelskaya Mariya	*BLR 	3930	2340	705.57
11	(19) Lee Molly	GBR 	2420		434.47
12	(36) Whaling Amy	GBR 	2280		409.34
13	(56) Loizidou Florentia	CYP 	1960		351.89
14	(12) Magafosi Sofia-Eleni	GRE 	1800		323.16
15	(52) Mattersdorfer Pia	AUT 	1610		289.05
16	(14) Sniter Mathilde	FRA 	1490		267.50
17	(64) Bjorlin Ella	SWE 	1220		219.03
18	(20) Antonatou Kalliopi	GRE 	1100		197.49























## Under 14 Boys Tricks Results

Homologation: World record

Bib	Name	Country	Preliminary	Final	Overall
1	(44) Hrushko Alexandr	UKR 	3470	5260	1000.00
2	(31) Kuhn Dominic	AUT 	4200	5120	973.38
3	(10) Marino Vincenzo	ITA 	4180	4880	927.76
4	(21) Parth Florian	ITA 	3830	3830	728.14
5	(22) Postelnikov Yaroslav	UKR 	3750	3710	712.93
6	(17) Boldini Leonardo	ITA 	5210	3570	990.49
7	(72) Straltsou Ilya	BLR 	3590	3430	682.51
8	(15) Morin Antoine	FRA 	3610	3320	686.31
9	(49) Parkin Tom	GBR 	3210	3140	610.27
10	(49) Hinteregger Samuel	AUT 	3190	3040	606.46
11	(16) Notat Hugo	FRA 	3040	3010	577.95
12	(63) Fah Nicolas	SUI 	2870	2270	545.63
13	(29) Semavin Savely	*BLR 	2810		534.22
14	(30) Athinakis Ioannis	CYP 	2580		490.49
15	(25) Chorny Ivan	UKR 	2550		484.79
16	(70) Mazurkevich Vasiliy	*BLR 	2010		382.13
17	(78) Antonatos Georgios	GRE 	1780		338.40
18	(28) Neyrac Alban	FRA 	1740		330.80
19	(66) Westlund Elliot	SWE 	1390		264.26
20	(58) Liapis Ilias	GRE 	1160		220.53
21	(73) Blomqvist Victor	SWE 	1040		197.72






















## Under 17 Girls Tricks Results

Homologation: World record

Bib	Name	Country	Preliminary	Final	Overall
1	(52) Parkhomenka Alena	BLR 	4070	6240	1000.00
2	(55) Beckers Ibe	BEL 	5510	5200	883.01
3	(24) Papoudi Michaela	*GRE 	5360	5180	858.97
4	(41) Anguenot Ines	FRA 	4680	4870	780.45
5	(18) Trubskaya Valeryia	BLR 	3570	4730	758.01
6	(54) Sacco Arianna	ITA 	4100	4540	727.56
7	(47) Burge Mara	SUI 	3570	4210	674.68
8	(42) Sonier Perrine	FRA 	4190	4180	671.47
9	(68) Prosvetova Stanislava	UKR 	6120	4030	980.77
10	(43) Genelot Mathilde	*FRA 	3380	3840	615.38
11	(77) Vlachakou Kiriaki-Eleni	GRE 	4060	3410	650.64
12	(39) Schmidberger Theresa	AUT 	4220	2130	676.28
13	(55) Oravcova Zuzana	SVK 	3110		498.40
14	(76) Pontifix Athina	GRE 	3010		482.37
15	(37) Ahammer Elena	AUT 	2980		477.56
16	(70) Wolfisberg Kirsii	SUI 	2850		456.73
17	(45) Scutt Emma	GBR 	2400		384.62
18	(26) Brummel Lara	GER 	1900		304.49
19	(57) Leonhardt Lilian	GER 	1880		301.28
20	(79) Starkova Isabela	CZE 	1870		299.68
21	(58) Yorke-Davies Saba	GBR 	1580		253.21
22	(81) Hanusova Adela	CZE 	1210		193.91
















## Under 17 Boys Tricks Results

Homologation: World record

Bib	Name	Country	Preliminary	Final	Overall
1	(38) Duplan-Fribourg Pol	FRA 	7590	7990	998.75
2	(12) Lapkouski Kiryl	BLR 	7890	7890	986.25
3	(83) Melnik Stsiapan	BLR 	3960	6650	831.25
4	(53) Filaretov Damir	UKR 	6440	5960	805.00
5	(19) Petrenko Stefan	*BLR 	5570	5370	696.25
6	(44) Rousselot Nicolas	FRA 	5680	5180	710.00
7	(40) Teixidor Tono	ESP 	3860	3710	482.50
8	(46) Ryabinchuk Ilya	UKR 	5050	3680	631.25
9	(78) Bisetti Bryan	*ITA 	3920	3530	490.00
10	(84) Zhirkov Ivan	RUS 	3000	3350	418.75
11	(65) Westlund Charlie	SWE 	2890	2830	361.25
12	(69) Samoilov Alexander	UKR 	8000		1000.00
13	(68) Kalina Ondrej	CZE 	2780		347.50
14	(46) Scutt Oli	GBR 	2540		317.50
15	(14) Korsten Matthijs	NED 	2380		297.50
16	(36) Tornquist Tim	SWE 	2350		293.75
17	(34) Blomqvist Alexander	*SWE 	2330		291.25
18	(39) Waldefeldt Karl	SWE 	2300		287.50
19	(10) Robinson Marcus	GBR 	2060		257.50
20	(11) Wohlfahrt Moritz	GER 	2010		251.25
21	(16) Serpieris Filippas	GRE 	1470		183.75

## Under 14 Girls Jump Results




















Homologation: World record

Bib	Name	Country	Preliminary	Final	Overall
1	(64) Belskaya Maryia	BLR 	31.3m	32.6m	1000.00
2	(52) Mattersdorfer Pia	AUT 	30.1m	31.5m	957.03
3	(34) Mezzetti Nina Maria	ITA 	28.8m	30.1m	902.34
4	(23) Kozelskaya Mariya	*BLR 	29.9m	29.9m	894.53
5	(40) Hvozdzewa Sofya	BLR 	26.1m	27.1m	785.16
6	(14) Sniter Mathilde	FRA 	25.5m	26.6m	765.62
7	(50) Tsiutsiura Maria	UKR 	25.5m	26.0m	742.19
8	(13) Steiner Lili	AUT 	23.3m	20.7m	636.72
9	(60) Dziadok Yelizaveta	BLR 	22.0m		585.94
10	(27) Roberts Lucy	GBR 	21.2m		554.69
11	(18) Wenzel Emily	GER 	20.8m		539.06
12	(51) Fah Julie	*SUI 	18.9m		464.84
13	(64) Bjorlin Ella	SWE 	16.4m		367.19
14	(36) Whaling Amy	GBR 	15.4m		328.12
15	(19) Lee Molly	GBR 	13.9m		269.53




















## Under 14 Boys Jump Results

Homologation: World record

Bib	Name	Country	Preliminary	Final	Overall
1	(72) Straltsou Ilya	BLR 	39.9m	40.3m	1000.00
2	(49) Parkin Tom	GBR 	34.6m	36.5m	874.59
3	(31) Kuhn Dominic	AUT 	34.0m	36.5m	874.59
4	(15) Morin Antoine	FRA 	38.5m	36.3m	940.59
5	(70) Mazurkevich Vasiliy	*BLR 	38.5m	36.0m	940.59
6	(21) Parth Florian	ITA 	37.1m	35.9m	894.39
7	(66) Westlund Elliot	SWE 	34.7m	35.5m	841.58
8	(28) Neyrac Alban	FRA 	33.9m	34.9m	821.78
9	(10) Marino Vincenzo	ITA 	34.5m	33.3m	808.58
10	(49) Hinteregger Samuel	AUT 	35.2m	33.1m	831.68
11	(73) Blomqvist Victor	SWE 	31.5m		709.57
12	(16) Notat Hugo	FRA 	30.3m		669.97
13	(63) Fah Nicolas	SUI 	27.1m		564.36
14	(44) Hrushko Alexandr	UKR 	26.2m		534.65
15	(22) Postelnikov Yaroslav	UKR 	24.5m		478.55
16	(25) Chorny Ivan	UKR 	22.9m		425.74
17	(43) Aldman Simon	SWE 	22.4m		409.24
18	(74) Wolfisberg Janni	SUI 	16.4m		211.22
19	(17) Boldini Leonardo	ITA 	0.00m		


















## Under 17 Girls Jump Results

Homologation: World record















Bib	Name	Country	Preliminary	Final	Overall
1	(41) Anguenot Ines	FRA 	38.9m	39.5m	1000.00
2	(68) Prosvetova Stanislava	UKR 	37.0m	38.8m	973.58
3	(52) Parkhomenka Alena	BLR 	37.5m	37.7m	932.08
4	(42) Sonier Perrine	FRA 	37.4m	37.7m	932.08
5	(37) Ahammer Elena	AUT 	32.3m	36.3m	879.25
6	(55) Oravcova Zuzana	SVK 	35.1m	34.9m	833.96
7	(18) Trubskaya Valeryia	BLR 	33.8m	33.7m	784.91
8	(43) Genelot Mathilde	*FRA 	30.8m	30.9m	675.47
9	(57) Leonhardt Lilian	GER 	28.8m	27.5m	596.23
10	(39) Schmidberger Theresa	AUT 	30.2m		649.06
11	(70) Wolfisberg Kirsi	SUI 	28.4m		581.13
12	(45) Scutt Emma	GBR 	27.2m		535.85
13	(54) Sacco Arianna	ITA 	27.1m		532.08
14	(26) Brummel Lara	GER 	24.1m		418.87
15	(79) Starkova Isabela	CZE 	22.2m		347.17
16	(81) Hanusova Adela	CZE 	19.1m		230.19
17	(58) Yorke-Davies Saba	GBR 	18.0m		188.68

## Under 17 Boys Jump Results

















Homologation: World record

Bib	Name	Country	Preliminary	Final	Overall
1	(38) Duplan-Fribourg Pol	FRA 	52.5m	53.3m	1000.00
2	(78) Bisetti Bryan	*ITA 	50.1m	52.5m	975.98
3	(36) Tornquist Tim	SWE 	47.1m	47.5m	825.83
4	(68) Kalina Ondrej	CZE 	45.0m	47.2m	816.82
5	(12) Lapkouski Kiryl	BLR 	44.3m	45.4m	762.76
6	(34) Blomqvist Alexander	*SWE 	43.3m	44.5m	735.74
7	(65) Westlund Charlie	SWE 	43.3m	43.6m	708.71
8	(83) Melnik Stsiapan	BLR 	43.7m	43.1m	711.71
9	(44) Rousselot Nicolas	FRA 	42.0m	42.3m	669.67
10	(69) Samoilov Alexander	UKR 	44.2m		726.73
11	(39) Waldefeldt Karl	SWE 	41.3m		639.64
12	(19) Petrenko Stefan	*BLR 	41.1m		633.63
13	(46) Scutt Oli	GBR 	38.1m		543.54
14	(10) Robinson Marcus	GBR 	37.9m		537.54
15	(11) Wohlfahrt Moritz	GER 	34.7m		441.44
16	(61) Fiammenghi Carlo	ITA 	34.0m		420.42
17	(53) Filaretov Damir	UKR 	33.9m		417.42


















## Under 14 Girls Overall Results

Bib	Name	Country	Slalom	Tricks	Jump	Overall
1	(64) Belskaya Maryia	BLR 	1000.00	788.15	1000.00	2788.15
2	(40) Hvozdzeva Sofya	BLR 	915.66	1000.00	785.16	2700.82
3	(23) Kozelskaya Mariya	*BLR 	831.33	705.57	894.53	2431.43
4	(50) Tsiutsiura Maria	UKR 	771.08	874.33	742.19	2387.60
5	(60) Dziadok Yelizaveta	BLR 	807.23	881.51	585.94	2274.68
6	(34) Mezzetti Nina Maria	ITA 	590.36	664.27	902.34	2156.97
7	(13) Steiner Lili	AUT 	903.61	484.74	636.72	2025.07
8	(51) Fah Julie	*SUI 	879.52	666.07	464.84	2010.43
9	(27) Roberts Lucy	GBR 	698.80	687.61	554.69	1941.10
10	(14) Sniter Mathilde	FRA 	771.08	267.50	765.62	1804.20
11	(18) Wenzel Emily	GER 	632.53	628.37	539.06	1799.96
12	(19) Lee Molly	GBR 	783.13	434.47	269.53	1487.13
13	(64) Bjorlin Ella	SWE 	759.04	219.03	367.19	1345.26
14	(52) Mattersdorfer Pia	AUT 	12.05	289.05	957.03	1258.13

### Under 14 Boys Overall Results

















Bib	Name	Country	Slalom	Tricks	Jump	Overall
1	(10) Marino Vincenzo	ITA 	1000.00	927.76	808.58	2736.34
2	(72) Straltsou Ilya	BLR 	975.31	682.51	1000.00	2657.82
3	(31) Kuhn Dominic	AUT 	777.78	973.38	874.59	2625.75
4	(21) Parth Florian	ITA 	938.27	728.14	894.39	2560.80
5	(44) Hrushko Alexandr	UKR 	765.43	1000.00	534.65	2300.08
6	(15) Morin Antoine	FRA 	629.63	686.31	940.59	2256.53
7	(49) Hinteregger Samuel	AUT 	703.70	606.46	831.68	2141.84
8	(49) Parkin Tom	GBR 	654.32	610.27	874.59	2139.18
9	(70) Mazurkevich Vasiliy	*BLR 	802.47	382.13	940.59	2125.19
10	(28) Neyrac Alban	FRA 	913.58	330.80	821.78	2066.16
11	(16) Notat Hugo	FRA 	790.12	577.95	669.97	2038.04
12	(63) Fah Nicolas	SUI 	777.78	545.63	564.36	1887.77
13	(22) Postelnikov Yaroslav	UKR 	641.98	712.93	478.55	1833.46
14	(66) Westlund Elliot	SWE 	703.70	264.26	841.58	1809.54
15	(73) Blomqvist Victor	SWE 	777.78	197.72	709.57	1685.07
16	(25) Chorny Ivan	UKR 	481.48	484.79	425.74	1392.01

### Under 17 Girls Overall Results

Bib	Name	Country	Slalom	Tricks	Jump	Overall
1	(68) Prosvetova Stanislava	UKR 	917.65	980.77	973.58	2872.00
2	(52) Parkhomenka Alena	BLR 	894.12	1000.00	932.08	2826.20
3	(41) Anguenot Ines	FRA 	894.12	780.45	1000.00	2674.57
4	(18) Trubskaya Valeryia	BLR 	1000.00	758.01	784.91	2542.92
5	(42) Sonier Perrine	FRA 	752.94	671.47	932.08	2356.49
6	(43) Genelot Mathilde	*FRA 	894.12	615.38	675.47	2184.97
7	(55) Oravcova Zuzana	SVK 	800.00	498.40	833.96	2132.36
8	(54) Sacco Arianna	ITA 	752.94	727.56	532.08	2012.58
9	(37) Ahammer Elena	AUT 	600.00	477.56	879.25	1956.81
10	(39) Schmidberger Theresa	AUT 	611.76	676.28	649.06	1937.10
11	(70) Wolfisberg Kirsi	SUI 	647.06	456.73	581.13	1684.92
12	(45) Scutt Emma	GBR 	482.35	384.62	535.85	1402.82
13	(26) Brummel Lara	GER 	611.76	304.49	418.87	1335.12
14	(57) Leonhardt Lilian	GER 	388.24	301.28	596.23	1285.75
15	(79) Starkova Isabela	CZE 	635.29	299.68	347.17	1282.14
16	(58) Yorke-Davies Saba	GBR 	776.47	253.21	188.68	1218.36
17	(81) Hanusova Adela	CZE 	482.35	193.91	230.19	906.45



### Under 17 Boys Overall Results

Bib	Name	Country	Slalom	Tricks	Jump	Overall
1	(38) Duplan-Fribourg Pol	FRA 	869.57	998.75	1000.00	2868.32
2	(69) Samoilov Alexander	UKR 	836.96	1000.00	726.73	2563.69
3	(12) Lapkouski Kiryl	BLR 	663.04	986.25	762.76	2412.05
4	(44) Rousselot Nicolas	FRA 	1000.00	710.00	669.67	2379.67
5	(83) Melnik Stsiapan	BLR 	826.09	831.25	711.71	2369.05
6	(78) Bisetti Bryan	*ITA 	847.83	490.00	975.98	2313.81
7	(36) Tornquist Tim	SWE 	989.13	293.75	825.83	2108.71
8	(53) Filaretov Damir	UKR 	717.39	805.00	417.42	1939.81
9	(19) Petrenko Stefan	*BLR 	597.83	696.25	633.63	1927.71
10	(65) Westlund Charlie	SWE 	847.83	361.25	708.71	1917.79
11	(34) Blomqvist Alexander	*SWE 	880.43	291.25	735.74	1907.42
12	(46) Scutt Oli	GBR 	760.87	317.50	543.54	1621.91
13	(10) Robinson Marcus	GBR 	695.65	257.50	537.54	1490.69
14	(68) Kalina Ondrej	CZE 	315.22	347.50	816.82	1479.54
15	(11) Wohlfahrt Moritz	GER 	336.96	251.25	441.44	1029.65
16	(39) Waldefeldt Karl	SWE 	10.87	287.50	639.64	938.01

Chief Judge  
Kunert Elena

Homologator  
Talamo Nigel

Scorer  
Simonov Sergey