

Over 35 Women Slalom Results

Homologation: World record

	Name	Country	Categ.	Preliminary Round	Final	Overall	Team
1	JAQUIER, Valerie	SUI	35+ F	3.00/55/13.00	2.50/55/13.00		843.75
2	HULLER, Julia	GER	35+ F	1.00/55/14.25	4.00/55/14.25	687.50	687.50
3	ANDERSEN, Katrine	DEN	35+ F	4.00/55/14.25	3.50/55/14.25		687.50
4	THORENS, Camille	SUI	35+ F	3.00/55/14.25	3.00/55/14.25	656.25	656.25
5	ATKINS, Kelly	GBR	35+ F	2.00/55/12.00	5.00/55/18.25	1000.00	1000.00
6	VESELA, Jitka	CZE	35+ F	1.50/55/16.00			421.88

Over 35 Men Slalom Results

Homologation: World record

	Name	Country	Categ.	Preliminary Round	Final	Overall	Team
1	VESELY, Petr	CZE	35+ M	4.00/55/11.25	2.00/55/10.75 (Tie break: 6.00/55/11.25)		1000.00
2	CAMPBELL, Glenn	GBR	35+ M	5.00/55/11.25	2.00/55/10.75 (Tie break: 5.00/55/11.25)		1000.00
3	FOSS, Anders	NOR	35+ M	3.00/55/11.25	4.00/55/11.25		894.74
4	DELACOUR, Arnaud	FRA	35+ M	2.00/55/11.25	2.00/55/11.25	1000.00	842.11
5	GRAUX, Basile	BEL	35+ M	2.00/55/11.25	4.00/55/12.00	1000.00	842.11
6	BALLUS ROCA, Jordi	ESP	35+ M	3.00/55/11.25	0.00/55/12.00		868.42
7	FORTAMPS, Olivier	BEL	35+ M	3.00/55/12.00		843.75	710.53
8	SKODA, Martin	CZE	35+ M	2.50/55/12.00			697.37
9	KOSFELD, Mirco	GER	35+ M	1.50/55/12.00			671.05
10	CHEYROUX, Olivier	SUI	35+ M	0.00/55/13.00		562.50	473.68
11	VAN NIEKERK, Andre	NOR	35+ M	4.50/55/18.25			118.42

Over 45 Women Slalom Results

Homologation: World record

	Name	Country	Categ.	Preliminary Round	Final	Overall	Team
1	MARCHEVET, Cecile	FRA	45+ F	2.50/52/12.00	4.00/52/12.00		918.92
2	ANDERBERG, Natasha	SWE	45+ F	4.00/52/12.00	3.00/52/12.00		918.92
3	VANG, Lise	NOR	45+ F	2.00/52/12.00	2.00/52/12.00	864.86	864.86
4	NILSSON, Louise	DEN	45+ F	2.00/52/13.00 (Tie break: 0.00/52/13.00)	4.50/52/13.00		770.27
5	THOMSEN-MILAKOVA, Elena	SUI	45+ F	1.00/52/11.25	1.00/52/13.00	1000.00	1000.00
6	CONTI, Marianna	GRE	45+ F	2.00/52/13.00 (Tie break: 4.00/52/14.25)			702.70
7	EMMETT, Karine	*FRA	45+ F	2.00/52/14.25			
8	FINK, Claudia	ITA	45+ F	1.50/52/14.25			527.03
9	MAIER, Olivia	AUT	45+ F	5.50/49		148.65	148.65

Over 45 Men Slalom Results

Homologation: World record

	Name	Country	Categ.	Preliminary Round	Final	Overall	Team
1	GURALIA, Genadi	GEO	45+ M	1.00/55/10.75	1.50/55/10.75	1000.00	1000.00
2	CESINSKI, Pierre	SUI	45+ M	5.00/55/11.25	1.00/55/10.75		988.51
3	TENGIUS, Henrik	SWE	45+ M	1.50/55/11.25	3.50/55/11.25		908.05
4	DRAUX, Philippe	FRA	45+ M	4.50/55/11.25	2.50/55/11.25		931.03
5	BJORNOE, Ole-Johan	NOR	45+ M	4.00/55/12.00	2.00/55/11.25	873.56	873.56
6	NEMETH, Gabor	HUN	45+ M	5.00/55/12.00	5.00/55/12.00		804.60
7	MARIANI, Gabriele	*ITA	45+ M	2.00/55/11.25	4.50/55/12.00		
8	JONSSON, Krister	SWE	45+ M	2.00/55/11.25	2.50/55/12.00		873.56
9	DELHAIZE, Matthieu	*BEL	45+ M	4.00/55/12.00	2.00/55/12.00		
10	ALEXANDER, Robbie	RSA	45+ M	1.50/55/11.25	1.00/55/12.00		862.07
11	BUZZOTTA, Patrizio	ITA	45+ M	2.50/55/11.25	0.00/55/12.00		885.06
11	JONSSON, Magnus	SWE	45+ M	4.00/55/12.00	0.00/55/12.00	781.61	781.61
13	STAM, Andrew	RSA	45+ M	2.50/55/12.00			747.13
14	SAINTVITEUX, Yves	BEL	45+ M	2.00/55/12.00		735.63	735.63
15	SIEGEL, Ralph	GER	45+ M	1.50/55/12.00			724.14
16	BROEMEL, Mike	GER	45+ M	2.50/55/13.00		609.20	609.20
17	ORMOND, Richard	SUI	45+ M	2.00/55/13.00			597.70
18	GEOFFROY, Romain	*FRA	45+ M	0.50/55/13.00			
18	MARCHIANDO, Nicola	*ITA	45+ M	0.50/55/13.00			
20	BOWES, Andrew	RSA	45+ M	5.00/55/14.25			528.74
21	LYGUM, Christian	DEN	45+ M	3.00/55/14.25			482.76
22	SCHOBBER, Martin	AUT	45+ M	3.50/55/18.25			218.39
23	MARTHINSEN, Lars Andreas	NOR	45+ M	3.50/52			80.46

Over 55 Women Slalom Results

Homologation: World record

	Name	Country	Categ.	Preliminary Round	Final	Overall	Team
1	ALESSANDRI GERMON, Corinne	FRA	55+ F	3.50/52/13.00	2.00/52/13.00	1000.00	
2	VARMING, Susanne	NOR	55+ F	4.00/52/16.00	5.00/52/16.00		734.18
3	BOEPPLE-FILBIG, Petra	GER	55+ F	4.00/52/16.00	4.50/52/16.00	1000.00	721.52
4	VLUYMANS, Ingrid	BEL	55+ F	3.00/52/16.00	4.00/52/16.00		708.86
5	STEPHENSON, Beverley	GBR	55+ F	2.50/52/16.00	0.00/52/16.00		670.89
6	RANSON, Sylvie	FRA	55+ F	1.50/52/16.00			645.57
7	ALLAERTS, Chris	BEL	55+ F	3.00/52			531.65

Over 55 Men Slalom Results

Homologation: World record

	Name	Country	Categ.	Preliminary Round	Final	Overall	Team
1	KYPRIOS, Sotiris	GRE	55+ M	0.00/55/11.25	3.00/55/12.00 (Tiebreak: 3.00/55/12.00)		960.00
2	SCHULZE, Frank	AUT	55+ M	3.50/55/13.00	3.00/55/12.00 (Tiebreak: 0.50/55/12.00)	1000.00	900.00
3	SVENSSON, Peter	SWE	55+ M	3.00/55/12.00	2.00/55/12.00		900.00
4	BERGSTROM, Thommy	SWE	55+ M	2.00/55/12.00	2.00/55/12.00		880.00
5	MERLO, Fabrizio	ITA	55+ M	2.00/55/11.25	2.00/55/12.00		1000.00
6	DOKOUPIL, Tom	NED	55+ M	2.00/55/12.00	0.00/55/12.00		880.00
7	BELIARD, Mathieu	*FRA	55+ M	3.50/55/13.00	4.00/55/13.00		
8	KEUSSEOGLU, Aleco	MON	55+ M	5.00/55/13.00	1.50/55/13.00		820.00
9	SCHMIDT, Jesper	DEN	55+ M	3.00/55/13.00	1.00/55/13.00	866.67	780.00
10	SOER, Gerard J.Paul	MON	55+ M	2.50/55/12.00	5.00/49		890.00
11	STEPHENSON, Jeremy	GBR	55+ M	3.00/55/13.00	4.50/49		780.00
12	GUYAMIER, Patrick	*FRA	55+ M	3.00/55/12.00	4.00/49		
13	KOLMAN, Zdenek Sen.	CZE	55+ M	2.00/55/13.00		844.44	760.00
13	SJOSTROM, Bo	SWE	55+ M	2.00/55/13.00			760.00
15	HALLBERG, Hans Niklas	NOR	55+ M	1.50/55/13.00			750.00
15	REYBIER, Philippe	*FRA	55+ M	1.50/55/13.00			
15	ROQUE, Pedro	POR	55+ M	1.50/55/13.00			750.00
18	ABRAHAMSEN, Gert	DEN	55+ M	5.50/55/14.25			710.00
19	DI LELIO, Luca	*ITA	55+ M	4.50/55/14.25			
20	FAVERIAL, Jerome	FRA	55+ M	4.00/55/14.25		755.56	680.00
20	VAN GINSBERGEN, Frans	BEL	55+ M	4.00/55/14.25		755.56	680.00
22	SABAINI, Roberto	ITA	55+ M	3.00/55/14.25			660.00
23	BEARD, Mark	GBR	55+ M	4.00/55/18.25		488.89	440.00
23	WHYTE, Alisdair	SUI	55+ M	4.00/55/18.25			440.00
25	DELAGE, Pascal	FRA	55+ M	3.00/55/18.25		466.67	420.00
26	KAPFELSBERGER, Rainer	GER	55+ M	2.00/55/18.25			400.00
27	FOSS, Jan Henrik	NOR	55+ M	5.00/46			100.00
27	MATHET, Hubert	SUI	55+ M	5.00/46			100.00
29	LUZZERI, Fedele	*ITA	55+ M	4.50/46			
30	GAGLIARDI, Vittorio	*ITA	55+ M	4.00/46			
31	GEORGEON, Stephane	*FRA	55+ M	3.00/46			
32	BRIQUET, Patrick	*FRA	55+ M	2.50/46			

Over 65 Women Slalom Results

Homologation: World record

	Name	Country	Categ.	Preliminary Round	Final	Overall	Team
1	JOHNSON, Jan	RSA	65+ F	4.50/49/13.00	4.00/49/13.00		1000.00
2	HULLER, Gabriele	GER	65+ F	0.50/49/14.25	1.50/49/14.25	969.23	777.78
3	KIRBY, Dianne	IRL	65+ F	2.50/49/14.25	4.50/49/16.00	1000.00	802.47

Over 65 Men Slalom Results

Homologation: World record

	Name	Country	Categ.	Preliminary Round	Final	Overall	Team
1	SODERBERG, Morgan	SWE	65+ M	1.00/52/11.25	3.00/52/11.25	1000.00	
2	GAMBUT, Jerome	*FRA	65+ M	2.50/52/12.00	3.00/52/12.00		
3	GUNNARSSON, Bosse	SWE	65+ M	1.00/52/12.00	2.00/52/12.00	862.75	
4	REITBERGER, Anton	GER	65+ M	0.50/52/12.00	1.00/52/12.00	1000.00	843.14
5	SPRENGER, Ernst	SUI	65+ M	2.00/52/12.00	4.50/52/13.00	862.75	
6	DE MELLO, Michael	POR	65+ M	2.00/52/13.00	4.00/52/13.00	784.31	
6	FERNANDES, Fernando	POR	65+ M	5.00/52/13.00	4.00/52/13.00	803.92	
8	GRUBER, Klaus	AUT	65+ M	1.50/52/11.25	3.50/52/13.00	970.59	
9	KOTTL, Hermann	AUT	65+ M	2.00/52/13.00	3.00/52/13.00	764.71	
10	DAUZONNE, Georges	*FRA	65+ M	4.00/52/13.00	5.00/52/14.25		
11	JOHNSEN, Lasse Vidar	NOR	65+ M	3.00/52/14.25		767.44	647.06
12	VASSALLO, Sergio	ITA	65+ M	2.50/52/14.25		637.25	
13	CHENESSEAU, Bruno	FRA	65+ M	1.50/52/14.25		617.65	
14	LILLEBERG, Audun	NOR	65+ M	4.00/52/16.00		651.16	549.02
15	RUSCONI, Giorgio	*ITA	65+ M	3.00/52/16.00		627.91	
16	HULLER, Heiko	GER	65+ M	3.00/52		488.37	411.76
17	GILETTI, Maurizio	*ITA	65+ M	4.50/43			

Over 70 Men Slalom Results

Homologation: World record

	Name	Country	Categ.	Preliminary Round	Final	Overall	Team
1	MAGNIN, Jean-Paul	*SUI	70+ M	2.50/52/13.00	3.00/52/13.00		
2	LEPRINCE, Philippe	*FRA	70+ M	4.00/52/13.00	5.00/52/14.25		
3	JIRAK, Bernd	*AUT	70+ M	4.50/52/14.25	4.00/52/14.25		
4	BURGER, Norbert	*GER	70+ M	2.00/43	0.50/52/14.25		
5	LANZANI, Christian	*FRA	70+ M	4.50/43	4.50/46		

Over 35 Women Tricks Results

Homologation: World record

	Name	Country	Categ.	Preliminary Round	Final	Overall	Team
1	THORENS, Camille	SUI	35+ F	3350	3220	1000.00	1000.00
2	HULLER, Julia	GER	35+ F	1700	1910	570.15	570.15
3	ATKINS, Kelly	GBR	35+ F	1350	1870	558.21	558.21

Over 35 Men Tricks Results

Homologation: World record

	Name	Country	Categ.	Preliminary Round	Final	Overall	Team
1	FORTAMPS, Olivier	BEL	35+ M	8450	9730	1000.00	1000.00
2	GRAUX, Basile	BEL	35+ M	5850	5410	601.23	601.23
3	DELACOUR, Arnaud	FRA	35+ M	1810	3170	325.80	325.80
4	CHEYROUX, Olivier	SUI	35+ M	1120	2070	212.74	212.74

Over 45 Women Tricks Results

Homologation: World record

	Name	Country	Categ.	Preliminary Round	Final	Overall	Team
1	THOMSEN-MILAKOVA, Elena	SUI	45+ F	4700	5720	1000.00	1000.00
2	MARCHEVET, Cecile	FRA	45+ F	3060	2680		534.97
3	VANG, Lise	NOR	45+ F	2450	1890	428.32	428.32
4	ANDERBERG, Natasha	SWE	45+ F	1890	1500		330.42
5	LEDVINOVA, Hana	CZE	45+ F	1140	1250		218.53
6	MAIER, Olivia	AUT	45+ F	460		80.42	80.42

Over 45 Men Tricks Results

Homologation: World record

	Name	Country	Categ.	Preliminary Round	Final	Overall	Team
1	GURALIA, Genadi	GEO	45+ M	2580	5960	1000.00	1000.00
2	SAINTVITEUX, Yves	BEL	45+ M	3970	2430	666.11	666.11
3	BJORNOE, Ole-Johan	NOR	45+ M	1810	1970	330.54	330.54
4	JONSSON, Magnus	SWE	45+ M	940	1230	206.38	206.38
5	ORMOND, Richard	SUI	45+ M	470	380		78.86
6	SCHOBER, Martin	AUT	45+ M	420			70.47
7	BROEMEL, Mike	GER	45+ M	350		58.72	58.72

Over 55 Women Tricks Results

Homologation: World record

	Name	Country	Categ.	Preliminary Round	Final	Overall	Team
1	BOEPPLE-FILBIG, Petra	GER	55+ F	1920	1750	1000.00	1000.00
2	VLUYMANS, Ingrid	BEL	55+ F	1130	970		588.54

Over 55 Men Tricks Results

Homologation: World record

	Name	Country	Categ.	Preliminary Round	Final	Overall	Team
1	BRADHE, Odd	SWE	55+ M	3060	3580		1000.00
2	DOKOUPIL, Tom	NED	55+ M	2230	2650		740.22
3	DE JONGH, Dennis	RSA	55+ M	2820	2530		787.71
4	KOLMAN, Zdenek Sen.	CZE	55+ M	1250	2210	1000.00	617.32
5	SVENSSON, Peter	SWE	55+ M	1550	1990		555.87
6	FAVERIAL, Jerome	FRA	55+ M	1680	1750	791.86	488.83
7	KAPFELSBERGER, Rainer	GER	55+ M	1440	1710		477.65
8	SJOSTROM, Bo	SWE	55+ M	1460	1030		407.82
9	DELAGE, Pascal	FRA	55+ M	1230		556.56	343.58
10	BEARD, Mark	GBR	55+ M	1190		538.46	332.40
11	SCHMIDT, Jesper	DEN	55+ M	1180		533.94	329.61
12	VAN GINSBERGEN, Frans	BEL	55+ M	1090		493.21	304.47
13	SCHULZE, Frank	AUT	55+ M	700		316.74	195.53










Over 65 Women Tricks Results

Homologation: World record

	Name	Country	Categ.	Preliminary Round	Final	Overall	Team
1	HULLER, Gabriele	GER	65+ F	1950	1810	1000.00	1000.00
2	KIRBY, Dianne	IRL	65+ F	760	1230	630.77	630.77



Over 65 Men Tricks Results

Homologation: World record

	Name	Country	Categ.	Preliminary Round	Final	Overall	Team
1	VOLLE, Bernard	FRA 	65+ M	1910	2210	1000.00	
2	VASSALLO, Sergio	ITA 	65+ M	1450	1690	764.71	
3	REITBERGER, Anton	GER 	65+ M	1330	1610	1000.00	728.51
4	SODERBERG, Morgan	SWE 	65+ M	1060	1150	520.36	
5	JOHNSEN, Lasse Vidar	NOR 	65+ M	1150	960	714.29	520.36
6	HULLER, Heiko	GER 	65+ M	980		608.70	443.44
7	LILLEBERG, Audun	NOR 	65+ M	400		248.45	181.00
8	FERNANDES, Fernando	POR 	65+ M	350			158.37
9	RUSCONI, Giorgio	*ITA 	65+ M	180		111.80	




Over 70 Men Tricks Results

Homologation: World record

	Name	Country	Categ.	Preliminary Round	Final	Overall	Team
1	ARP HANSEN, Lars	*DEN 	70+ M	1210	1210		
2	BURGER, Norbert	*GER 	70+ M	660	830		





Over 35 Women Jump Results

Homologation: World record

	Name	Country	Categ.	Preliminary Round	Final	Overall	Team
1	THORENS, Camille	SUI 	35+ F	19.7m (65ft)	20.6m (68ft)	1000.00	1000.00
2	ATKINS, Kelly	GBR 	35+ F	16.5m (54ft)	16.1m (53ft)	698.53	698.53
3	HULLER, Julia	GER 	35+ F	13.7m (45ft)	13.9m (46ft)	507.35	507.35




Over 35 Men Jump Results

Homologation: World record

	Name	Country	Categ.	Preliminary Round	Final	Overall	Team
1	DELACOUR, Arnaud	FRA 	35+ M	49.6m (163ft)	47.9m (157ft)	1000.00	1000.00
2	FORTAMPS, Olivier	BEL 	35+ M	38.3m (126ft)	47.3m (155ft)	922.30	922.30
3	CHEYROUX, Olivier	SUI 	35+ M	36.5m (120ft)	40.2m (132ft)	682.43	682.43
4	GRAUX, Basile	BEL 	35+ M	31.1m (102ft)	33.9m (111ft)	469.59	469.59







Over 45 Women Jump Results

Homologation: World record

	Name	Country	Categ.	Preliminary Round	Final	Overall	Team
1	THOMSEN-MILAKOVA, Elena	SUI 	45+ F	39.1m (128ft)	39.1m (128ft)	1000.00	1000.00
2	VANG, Lise	NOR 	45+ F	30.3m (99ft)	31.0m (102ft)	792.84	792.84
3	MAIER, Olivia	AUT 	45+ F	13.7m (45ft)	9.6m (31ft)	350.38	350.38


Over 45 Men Jump Results

Homologation: World record

	Name	Country	Categ.	Preliminary Round	Final	Overall	Team
1	BJORNOE, Ole-Johan	NOR 	45+ M	44.9m (147ft)	45.4m (149ft)	996.72	996.72
2	GURALIA, Genadi	GEO 	45+ M	45.5m (149ft)	41.9m (137ft)	1000.00	1000.00
3	JONSSON, Magnus	SWE 	45+ M	38.4m (126ft)	39.2m (129ft)	793.44	793.44
4	GOURDET, Mathieu	FRA 	45+ M	31.7m (104ft)	30.7m (101ft)		547.54
5	SAINTVITEUX, Yves	BEL 	45+ M	27.9m (92ft)	29.4m (96ft)	472.13	472.13
6	BROEMEL, Mike	GER 	45+ M	22.7m (74ft)		252.46	252.46











Over 55 Women Jump Results

Homologation: World record

	Name	Country	Categ.	Preliminary Round	Final	Overall	Team
1	BOEPPLE-FILBIG, Petra	GER 	55+ F	13.0m (43ft)	14.5m (48ft)	1000.00	1000.00



Over 55 Men Jump Results

Homologation: World record

	Name	Country	Categ.	Preliminary Round	Final	Overall	Team
1	SCHULZE, Frank	AUT 	55+ M	39.8m (131ft)	40.3m (132ft)	1000.00	1000.00
2	BEARD, Mark	GBR 	55+ M	32.8m (108ft)	33.8m (111ft)	785.48	785.48
3	GAGLIARDI, Vittorio	*ITA 	55+ M	28.5m (94ft)	29.6m (97ft)		
4	TRIVELLATO, Filippo	ITA 	55+ M	26.0m (85ft)	26.7m (88ft)		551.16
5	SABAINI, Roberto	ITA 	55+ M	25.9m (85ft)	25.7m (84ft)		524.75
6	FAVERIAL, Jerome	FRA 	55+ M	24.0m (79ft)		462.05	462.05
7	DELAGE, Pascal	FRA 	55+ M	18.6m (61ft)		283.83	283.83
8	VAN GINSBERGEN, Frans	BEL 	55+ M	17.7m (58ft)		254.13	254.13
9	SCHMIDT, Jesper	DEN 	55+ M	16.4m (54ft)		211.22	211.22
10	KOLMAN, Zdenek Sen.	CZE 	55+ M	14.0m (46ft)		132.01	132.01






Over 65 Women Jump Results

Homologation: World record




	Name	Country	Categ.	Preliminary Round	Final	Overall	Team
1	KIRBY, Dianne	IRL 	65+ F	15.2m (50ft)	17.6m (58ft)	1000.00	1000.00
2	HULLER, Gabriele	GER 	65+ F	14.5m (48ft)	17.1m (56ft)	981.88	981.88

Over 65 Men Jump Results





Homologation: World record

	Name	Country	Categ.	Preliminary Round	Final	Overall	Team
1	JOHNSEN, Lasse Vidar	NOR 	65+ M	29.7m (97ft)	29.1m (95ft)	1000.00	1000.00
2	LILLEBERG, Audun	NOR 	65+ M	27.9m (92ft)	29.0m (95ft)	976.43	976.43
3	HULLER, Heiko	GER 	65+ M	26.9m (88ft)	28.8m (94ft)	969.70	969.70
4	REITBERGER, Anton	GER 	65+ M	16.6m (54ft)	17.3m (57ft)	582.49	582.49
5	RUSCONI, Giorgio	*ITA 	65+ M	12.3m (40ft)	0.00m (0ft)	414.14	




Over 35 Women Overall Results

	Name	Country	Categ.	Slalom	Tricks	Jump	Overall
1	THORENS, Camille	SUI 	35+ F	656.25	1000.00	1000.00	2656.25
2	ATKINS, Kelly	GBR 	35+ F	1000.00	558.21	698.53	2256.74
3	HULLER, Julia	GER 	35+ F	687.50	570.15	507.35	1765.00






Over 35 Men Overall Results

	Name	Country	Categ.	Slalom	Tricks	Jump	Overall
1	FORTAMPS, Olivier	BEL 	35+ M	843.75	1000.00	922.30	2766.05
2	DELACOUR, Arnaud	FRA 	35+ M	1000.00	325.80	1000.00	2325.80
3	GRAUX, Basile	BEL 	35+ M	1000.00	601.23	469.59	2070.82
4	CHEYROUX, Olivier	SUI 	35+ M	562.50	212.74	682.43	1457.67


Over 45 Women Overall Results

	Name	Country	Categ.	Slalom	Tricks	Jump	Overall
1	THOMSEN-MILAKOVA, Elena	SUI 	45+ F	1000.00	1000.00	1000.00	3000.00
2	VANG, Lise	NOR 	45+ F	864.86	428.32	792.84	2086.02
3	MAIER, Olivia	AUT 	45+ F	148.65	80.42	350.38	579.45








Over 45 Men Overall Results

	Name	Country	Categ.	Slalom	Tricks	Jump	Overall
1	GURALIA, Genadi	GEO 	45+ M	1000.00	1000.00	1000.00	3000.00
2	BJORNOE, Ole-Johan	NOR 	45+ M	873.56	330.54	996.72	2200.82
3	SAINTVITEUX, Yves	BEL 	45+ M	735.63	666.11	472.13	1873.87
4	JONSSON, Magnus	SWE 	45+ M	781.61	206.38	793.44	1781.43
5	BROEMEL, Mike	GER 	45+ M	609.20	58.72	252.46	920.38



Over 55 Women Overall Results

	Name	Country	Categ.	Slalom	Tricks	Jump	Overall
1	BOEPPLE-FILBIG, Petra	GER 	55+ F	1000.00	1000.00	1000.00	3000.00






Over 55 Men Overall Results

	Name	Country	Categ.	Slalom	Tricks	Jump	Overall
1	SCHULZE, Frank	AUT 	55+ M	1000.00	316.74	1000.00	2316.74
2	FAVERIAL, Jerome	FRA 	55+ M	755.56	791.86	462.05	2009.47
3	KOLMAN, Zdenek Sen.	CZE 	55+ M	844.44	1000.00	132.01	1976.45
4	BEARD, Mark	GBR 	55+ M	488.89	538.46	785.48	1812.83
5	SCHMIDT, Jesper	DEN 	55+ M	866.67	533.94	211.22	1611.83
6	VAN GINSBERGEN, Frans	BEL 	55+ M	755.56	493.21	254.13	1502.90
7	DELAGE, Pascal	FRA 	55+ M	466.67	556.56	283.83	1307.06

Over 65 Women Overall Results

	Name	Country	Categ.	Slalom	Tricks	Jump	Overall
1	HULLER, Gabriele	GER 	65+ F	969.23	1000.00	981.88	2951.11
2	KIRBY, Dianne	IRL 	65+ F	1000.00	630.77	1000.00	2630.77

Over 65 Men Overall Results

	Name	Country	Categ.	Slalom	Tricks	Jump	Overall
1	REITBERGER, Anton	GER 	65+ M	1000.00	1000.00	582.49	2582.49
2	JOHNSEN, Lasse Vidar	NOR 	65+ M	767.44	714.29	1000.00	2481.73
3	HULLER, Heiko	GER 	65+ M	488.37	608.70	969.70	2066.77
4	LILLEBERG, Audun	NOR 	65+ M	651.16	248.45	976.43	1876.04
5	RUSCONI, Giorgio	*ITA 	65+ M	627.91	111.80	414.14	1153.85



IWWF E&A +35 Championship
31.08.2021 - 05.09.2021

Fosso Ghiaia
Page 9
05/09/2021 - 18:12