

Under 14 Girls Slalom Results

Homologation: Ranking List

	Name	Country	Categ.	Round 1	Round 2	Overall	Team
1	Bakach Palina	BLR	-14 F	2.00/52/16.00	1.00/52/16.00	1000.00	1000.00
2	Niahotskaya Yelizaveta	BLR	-14 F	3.50/52	3.00/52	775.00	775.00
3	Sankevich Anastasiya	BLR	-14 F	5.00/52	2.50/52	850.00	850.00
4	Batanova Victoria	RUS	-14 F	3.50/52	1.00/52	775.00	775.00

Under 14 Boys Slalom Results

Homologation: Ranking List

	Name	Country	Categ.	Round 1	Round 2	Overall	Team
1	Nikolaev Egor	RUS	-14 M	3.00/49	3.00/49	1000.00	
2	Dobzhevich Grigorii	RUS	-14 M	2.50/43	1.50/28		
3	Zhokhov Valerii	RUS	-14 M	4.25/37	0.00/28		

Under 17 Girls Slalom Results

Homologation: Ranking List

	Name	Country	Categ.	Round 1	Round 2	Overall	Team
1	Terebikhina Daria	RUS	-17 F	4.00/55/18.25	4.00/55/16.00	1000.00	
2	Nikolaeva Anna	RUS	-17 F	1.50/55/18.25	2.00/55/16.00	909.09	
3	Mitrokhina Lidiia	RUS	-17 F	1.50/55/16.00	2.50/55/18.25	1000.00	886.36
4	Korneva Diana	RUS	-17 F	1.50/52	4.00/52	454.55	
5	Ryliakova Vlada	RUS	-17 F	4.50/55/18.25		750.00	

Under 17 Boys Slalom Results

Homologation: Ranking List

	Name	Country	Categ.	Round 1	Round 2	Overall	Team
1	Martynov Denis	RUS	-17 M	1.50/58/13.00	3.50/58/13.00	1000.00	
2	Malinovskiy Georgy	RUS	-17 M	2.00/58/13.00	0.50/58/13.00	1000.00	955.22
3	Mazurkevich Vasili	BLR	-17 M	1.50/58/13.00	2.50/58/14.25	984.38	940.30
4	Sinitsyn Kirill	RUS	-17 M	2.00/58/14.25	0.25/58/14.25	812.50	776.12
5	Ukolov Anton	BLR	-17 M	3.00/58/18.25	4.00/58/18.25	477.61	
6	Markizov Arseniy	RUS	-17 M	3.50/55/18.25		283.58	
7	Filipenko Artem	RUS	-17 M	2.00/52		59.70	










Open Women Slalom Results

Homologation: Ranking List

	Name	Country	Categ.	Round 1	Round 2	Overall	Team
1	Komarova Ksenia	RUS	Ope F	0.00/55/12.00	4.50/55/12.00	920.45	
2	Shevkunova Alisa	RUS	Ope F	2.00/55/11.25	1.00/55/12.00	1000.00	
3	Vorona Mariia	RUS	Ope F	1.50/55/12.00	0.50/55/12.00	852.27	
4	Parkhomenka Alena	BLR	Ope F	2.00/55/12.00	4.50/55/13.00	1000.00	863.64
5	Savina Polina	RUS	Ope F	3.00/55/13.00	3.25/55/13.00	875.00	755.68
6	Groznova Olga	RUS	Ope F	1.50/55/13.00		828.95	715.91
7	Mednikova Polina	RUS	Ope F	4.50/55/14.25		647.73	
8	Balashova Mila	RUS	Ope F	3.00/43			



Open Men Slalom Results

Homologation: Ranking List

	Name	Country	Categ.	Round 1	Round 2	Overall	Team
1	Kamysenko Sergey	RUS 	Ope M	3.00/58/11.25	3.50/58/12.00	1000.00	
2	Mistryukov Alexander	RUS 	Ope M	3.00/58/12.00	3.00/58/12.00	866.67	
3	Sukhotin Dmitry	RUS 	Ope M	0.00/58/12.00	2.50/58/12.00	855.56	
4	Shargin Matvey	RUS 	Ope M	2.50/58/13.00	3.50/46	722.22	
4	Sidorenko Alexander	RUS 	Ope M	2.00/58/13.00	3.50/46	711.11	
6	Feoktistov Vadim	RUS 	Ope M	5.00/58/14.25		644.44	
7	Elanskiy Pavel	RUS 	Ope M	3.00/58/14.25		600.00	
8	Lyakhov Roman	RUS 	Ope M	1.50/58/18.25		300.00	
9	Zhokhov Sergey	RUS 	Ope M	4.00/52		88.89	










Over 35 Women Slalom Results

Homologation: Ranking List

	Name	Country	Categ.	Round 1	Round 2	Overall	Team
1	Zhokhova Irina	RUS 	35+ F	4.00/55/18.25	3.00/55/18.25	1000.00	
2	Fomicheva Ksenia	RUS 	35+ F	4.00/49	4.00/49		









Over 35 Men Slalom Results

Homologation: Ranking List

	Name	Country	Categ.	Round 1	Round 2	Overall	Team
1	Mednikov Alexey	RUS 	35+ M	4.00/55/13.00	2.00/55/12.00	1000.00	
2	Gorelov Alexander	RUS 	35+ M	2.50/55/14.25	4.00/55/13.00	846.15	
3	Linkov Sergey	RUS 	35+ M	3.00/55/14.25	2.00/55/13.00	769.23	
4	Vlasov Sviatoslav	RUS 	35+ M	3.00/55/13.00	3.50/55/14.25	807.69	
5	Gorshcharuk Dmitry	RUS 	35+ M	3.00/55/18.25	5.50/43	115.38	
6	Murashchenko Sergei	RUS 	35+ M	2.00/55/18.25		76.92	
7	Bogdanov Iurii	RUS 	35+ M	4.50/43			
8	Ivanitskii Vadim	RUS 	35+ M	4.00/43			
9	Zhitlovskiy Mikhail	RUS 	35+ M	2.00/43			




Under 14 Girls Tricks Results

Homologation: Ranking List

	Name	Country	Categ.	Round 1	Round 2	Overall	Team
1	Korneeva Sofia	RUS 	-14 F	3260	3360	1000.00	
2	Sankevich Anastasiya	BLR 	-14 F	2550	2600	1000.00	773.81
3	Batanova Victoria	RUS 	-14 F	1430	1970	757.69	586.31
4	Bakach Palina	BLR 	-14 F	1070	1910	734.62	568.45
5	Niahotskaya Yelizaveta	BLR 	-14 F	1820	1230	700.00	541.67
6	Barinova Elizaveta	RUS 	-14 F	1070			318.45
7	Bobkova Alexandra	RUS 	-14 F	770			229.17
8	Batanova Snezhana	RUS 	-14 F	700			208.33

Under 14 Boys Tricks Results

Homologation: Ranking List

	Name	Country	Categ.	Round 1	Round 2	Overall	Team
1	Mitrokhin Rostislav	RUS 	-14 M	2280	1640	1000.00	
2	Shevyakhov Gennady	RUS 	-14 M	880	1310	574.56	
3	Dobzhevich Grigorii	RUS 	-14 M	770	990	434.21	

Under 17 Girls Tricks Results

Homologation: Ranking List

	Name	Country	Categ.	Round 1	Round 2	Overall	Team
1	Korneva Diana	RUS	-17 F	4060	3910	1000.00	
2	Malkina Mariya	RUS	-17 F	2080	2400	591.13	
3	Mitrokhina Lidiia	RUS	-17 F	2380	1870	1000.00	586.21
4	Ryliakova Vlada	RUS	-17 F	DNS			

Under 17 Boys Tricks Results

Homologation: Ranking List

	Name	Country	Categ.	Round 1	Round 2	Overall	Team
1	Mazurkevich Vasili	BLR	-17 M	6840	7320	1000.00	1000.00
2	Ziuriukin Egor	RUS	-17 M	3470	4950	676.23	
3	Sinitsyn Kirill	RUS	-17 M	3960	4330	591.53	591.53
4	Malinovskiy Georgy	RUS	-17 M	3650	4230	577.87	577.87
5	Sheleshnev Timofey	RUS	-17 M	2570	2910	397.54	
6	Zhukovskiy Sergey	RUS	-17 M	2480		338.80	
7	Filipenko Artem	RUS	-17 M	1680		229.51	

Open Women Tricks Results

Homologation: Ranking List

	Name	Country	Categ.	Round 1	Round 2	Overall	Team
1	Parkhomenka Alena	BLR	Ope F	6550	6790	1000.00	1000.00
2	Churakova Tatiana	RUS	Ope F	5700	6420	945.51	
3	Politova Varvara	RUS	Ope F	5420	4940	798.23	
4	Groznova Olga	RUS	Ope F	2540	3890	572.90	572.90
5	Savina Polina	RUS	Ope F	2590	2840	418.26	418.26
6	Palchits Tatiana	RUS	Ope F	1220		179.68	

Open Men Tricks Results

Homologation: Ranking List

	Name	Country	Categ.	Round 1	Round 2	Overall	Team
1	Lipatov Sergey	RUS	Ope M	6120	6430	1000.00	
2	Feoktistov Vadim	RUS	Ope M	4110	5300	824.26	
3	Churakov Danila	RUS	Ope M	3540	3670	570.76	
4	Filipenko Alexey	RUS	Ope M	0			

Over 35 Men Tricks Results

Homologation: Ranking List

	Name	Country	Categ.	Round 1	Round 2	Overall	Team
1	Vlasov Sviatoslav	RUS	35+ M	2000	850	1000.00	


Under 14 Girls Jump Results

Homologation: Ranking List

	Name	Country	Categ.	Round 1	Round 2	Overall	Team
1	Bakach Palina	BLR	-14 F	20.2m	19.3m	1000.00	1000.00
2	Batanova Victoria	RUS	-14 F	12.9m	13.6m	500.00	500.00
3	Sankevich Anastasiya	BLR	-14 F	10.9m	11.4m	333.33	333.33
4	Niahotskaya Yelizaveta	BLR	-14 F	11.7m	0.00m	356.06	356.06






Under 17 Girls Jump Results

Homologation: Ranking List

	Name	Country	Categ.	Round 1	Round 2	Overall	Team
1	Mitrokhina Lidiia	RUS 	-17 F	28.9m	31.2m	1000.00	1000.00




Under 17 Boys Jump Results

Homologation: Ranking List

	Name	Country	Categ.	Round 1	Round 2	Overall	Team
1	Mazurkevich Vasili	BLR 	-17 M	40.7m	42.4m	1000.00	1000.00
2	Cherenkov Alexander	RUS 	-17 M	27.3m	30.1m		450.89
3	Sinitsyn Kirill	RUS 	-17 M	21.6m	22.8m	125.00	125.00
4	Udachin Ivan	RUS 	-17 M	21.6m	20.0m		71.43
5	Malinovskiy Georgy	RUS 	-17 M	DNS			







Open Women Jump Results

Homologation: Ranking List





	Name	Country	Categ.	Round 1	Round 2	Overall	Team
1	Savina Polina	RUS 	Ope F	36.3m	37.1m	1000.00	1000.00
2	Parkhomenka Alena	BLR 	Ope F	35.5m	35.2m	920.40	920.40
3	Groznova Olga	RUS 	Ope F	31.8m	32.0m	746.27	746.27

Open Men Jump Results


Homologation: Ranking List

	Name	Country	Categ.	Round 1	Round 2	Overall	Team
1	Ryanzin Vladimir	RUS 	Ope M	61.7m	61.2m	1000.00	
2	Arefiev Egor	RUS 	Ope M	52.3m	51.8m		743.87
3	Elanskiy Pavel	RUS 	Ope M	52.1m	46.4m		738.42
4	Sheleshnev Dmitriy	RUS 	Ope M	35.7m	35.1m		291.55
5	Muntian Sergei	RUS 	Ope M	31.2m	34.1m		247.96
6	Arinushkin Danila	RUS 	Ope M	DNS			



Under 14 Girls Overall Results

	Name	Country	Categ.	Slalom	Tricks	Jump	Overall
1	Bakach Palina	BLR 	-14 F	1000.00	734.62	1000.00	2734.62
2	Sankevich Anastasiya	BLR 	-14 F	850.00	1000.00	333.33	2183.33
3	Batanova Victoria	RUS 	-14 F	775.00	757.69	500.00	2032.69
4	Niahotskaya Yelizaveta	BLR 	-14 F	775.00	700.00	356.06	1831.06




Under 17 Girls Overall Results

	Name	Country	Categ.	Slalom	Tricks	Jump	Overall
1	Mitrokhina Lidiia	RUS 	-17 F	1000.00	1000.00	1000.00	3000.00

Under 17 Boys Overall Results

	Name	Country	Categ.	Slalom	Tricks	Jump	Overall
1	Mazurkevich Vasili	BLR 	-17 M	984.38	1000.00	1000.00	2984.38
2	Sinitsyn Kirill	RUS 	-17 M	812.50	591.53	125.00	1529.03

Open Women Overall Results

	Name	Country	Categ.	Slalom	Tricks	Jump	Overall
1	Parkhomenka Alena	BLR 	Ope F	1000.00	1000.00	920.40	2920.40
2	Savina Polina	RUS 	Ope F	875.00	418.26	1000.00	2293.26
3	Groznova Olga	RUS 	Ope F	828.95	572.90	746.27	2148.12

Chief Judge
Potes Inessa

Homologator
Gorshcharuk Dmitry

Scorer
Simonov Sergey