









## Over 35 Women Jump Results

Homologation: Ranking List

Bib	Name	Country	Categ.	Preliminary	Finals	Overall	Team
1	(21) VYMPRANIETSOVA, Marie	GRE 	35+ F	47.5m (156ft)	47.3m (155ft)	1000.00	1000.00
2	(19) STANTIDI, Aspasia	GRE 	35+ F	29.1m (95ft)	32.4m (106ft)	627.16	627.16
3	(89) BLOEMSMA, Samantha	RSA 	35+ F	29.8m (98ft)	29.4m (96ft)	562.96	562.96
4	(98) THORENS, Camille	SUI 	35+ F	19.1m (63ft)	19.7m (65ft)	313.58	313.58
5	(57) ATKINS, Kelly	GBR 	35+ F	18.6m (61ft)	17.7m (58ft)	286.42	286.42
6	(102) CEDERQUIST, Linnea	SWE 	35+ F	12.9m (42ft)		145.68	145.68

Chief Judge  
KELLY, Gavin

Homologator  
TALAMO, Nigel

Scorer  
LANGROCK, Ulf