














Over 35 Women Jump Results

Homologation: Record capability

Bib	Name	Country	Categ.	Preliminary	Final	Overall	Team
1 (135)	VYMPRANIETSOVA, Marie	GRE 	35+ F	45.2m (148ft)	48.2m (158ft)	1000.00	1000.00
2 (223)	KALKBRENNER, Erin	USA 	35+ F	36.1m (118ft)	39.1m (128ft)	779.13	779.13
3 (96)	ANDERSEN, Katrine	DEN 	35+ F	35.2m (115ft)	38.0m (125ft)		752.43
4 (148)	KAMIYA, Harue	JPN 	35+ F	32.9m (108ft)	31.7m (104ft)	628.64	628.64
5 (265)	VELANDER, Sara	*USA 	35+ F	22.5m (74ft)	23.1m (76ft)		
6 (7)	CRASTRE, Nathalie	*FRA 	35+ F	21.6m (71ft)	20.7m (68ft)	354.37	
7 (194)	ALBERTSON, Bridget	*USA 	35+ F	20.9m (69ft)	0.00m (0ft)	337.38	
8 (153)	ABELSON, Mariana	MEX 	35+ F	19.6m (64ft)	DNS	305.83	305.83
8 (220)	JAQUESS, Renee	*USA 	35+ F	19.6m (64ft)		305.83	
10 (104)	ATKINS, Kelly	GBR 	35+ F	18.4m (60ft)		276.70	276.70
11 (127)	HULLER, Julia	GER 	35+ F	15.3m (50ft)		201.46	201.46
12 (182)	CEDERQUIST, Linnea	SWE 	35+ F	14.7m (48ft)		186.89	186.89
13 (248)	PETIT, Kyle	*USA 	35+ F	0.00m (0ft)			