










Over 35 Women Overall Results

| Bib | Name | Country | Categ. | Slalom | Tricks | Jump | Overall |
|---------|-----------------------|--|--------|---------|---------|---------|---------|
| 1 (223) | KALKBRENNER, Erin | USA  | 35+ F | 712.33 | 1000.00 | 779.13 | 2491.46 |
| 2 (153) | ABELSON, Mariana | MEX  | 35+ F | 904.11 | 833.33 | 305.83 | 2043.27 |
| 3 (148) | KAMIYA, Harue | JPN  | 35+ F | 438.36 | 822.03 | 628.64 | 1889.03 |
| 4 (182) | CEDERQUIST, Linnea | SWE  | 35+ F | 876.71 | 768.36 | 186.89 | 1831.96 |
| 5 (104) | ATKINS, Kelly | GBR  | 35+ F | 1000.00 | 545.20 | 276.70 | 1821.90 |
| 6 (135) | VYMPRANIETSOVA, Marie | GRE  | 35+ F | 68.49 | 646.89 | 1000.00 | 1715.38 |
| 7 (220) | JAQUESS, Renee | *USA  | 35+ F | 602.74 | 601.69 | 305.83 | 1510.26 |
| 8 (127) | HULLER, Julia | GER  | 35+ F | 684.93 | 531.07 | 201.46 | 1417.46 |
| 9 (7) | CRASTRE, Nathalie | *FRA  | 35+ F | 410.96 | 242.94 | 354.37 | 1008.27 |