


















Over 35 Men Jump Results

Homologation: Record capability

Bib	Name	Country	Categ.	Preliminary	Final	Overall	Team
1 (222)	KALKBRENNER, Cole	*USA 	35+ M	56.3m (185ft)	59.9m (197ft)	1000.00	
2 (242)	MOMMER, Casey	*USA 	35+ M	54.9m (180ft)	58.4m (192ft)		
3 (17)	FOURASTIER, Paul	FRA 	35+ M	52.5m (172ft)	54.8m (180ft)	872.18	1000.00
4 (122)	BOTTCHER, Nick	GER 	35+ M	52.9m (174ft)	52.8m (173ft)	824.56	945.40
5 (266)	WATERS, Brandon	*USA 	35+ M	55.5m (182ft)	52.5m (172ft)		
6 (8)	DELACOUR, Arnaud	FRA 	35+ M	48.1m (158ft)	50.0m (164ft)	751.88	862.07
7 (209)	FIZER, Graham	USA 	35+ M	47.3m (155ft)	49.1m (161ft)	729.32	836.21
8 (230)	LAMARCHE, Scott	*USA 	35+ M	44.6m (146ft)	46.8m (154ft)		
9 (241)	MOMMER, John	*USA 	35+ M	52.8m (173ft)	DNS	822.06	
10 (58)	FORTAMPS, Olivier	BEL 	35+ M	44.8m (147ft)	DNS	621.55	712.64
11 (240)	MOMMER, Brett	*USA 	35+ M	42.1m (138ft)		553.88	
12 (112)	MORRISON, William	GBR 	35+ M	40.7m (134ft)		518.80	594.83
13 (131)	NOATNICK, Felix	GER 	35+ M	33.1m (109ft)		328.32	376.44
14 *(119)	WYBRANIEC, Jindrich	*GBR 	35+ M	31.3m (103ft)			
15 (59)	GRAUX, Basile	BEL 	35+ M	31.2m (102ft)		280.70	321.84
16 (11)	DELPY, Anthony	*FRA 	35+ M	26.6m (87ft)		165.41	
17 (124)	BUCKSCH, Jan	GER 	35+ M	16.2m (53ft)			