




Under 10 Boys Slalom Results

Homologation: Ranking List

	Name	Country	Categ.	Round 1	Round 2	Overall	Team
1	Butler Hamish	*AUS 	U10 M	5.50/46	4.00/46		



Under 12 Boys Slalom Results

Homologation: Ranking List

	Name	Country	Categ.	Round 1	Round 2	Overall	Team
1	Dowding Archie	*AUS 	U12 M	1.00/52/14.25	2.25/52/14.25	1000.00	
2	Wilson Edward	*AUS 	U12 M	5.00/49	2.00/52	679.74	




Under 14 Girls Slalom Results

Homologation: Ranking List

	Name	Country	Categ.	Round 1	Round 2	Overall	Team
1	Green Daisy	*AUS 	U14 F	2.00/52/14.25	1.00/52/13.00		
2	Nightingale Lauren	*AUS 	U14 F	2.00/49	2.00/37		



Under 14 Boys Slalom Results

Homologation: Ranking List

	Name	Country	Categ.	Round 1	Round 2	Overall	Team
1	Wilson Thomas	*AUS 	U14 M	2.00/55/14.25	3.00/55/16.00	1000.00	
2	Wilson Patrick	*AUS 	U14 M	5.00/55/18.25	2.00/55/16.00	842.11	
3	Butler Bailey	*AUS 	U14 M	4.00/55/18.25	4.00/55/18.25		





Under 17 Girls Slalom Results

Homologation: Ranking List

	Name	Country	Categ.	Round 1	Round 2	Overall	Team
1	Lucev Holly	*AUS 	U17 F	3.50/55/16.00	4.50/55/16.00		
2	Wilson Mackenzie	*AUS 	U17 F	2.25/49	2.00/52	1000.00	




Under 17 Boys Slalom Results

Homologation: Ranking List

	Name	Country	Categ.	Round 1	Round 2	Overall	Team
1	Green Fletcher	*AUS 	U17 M	1.00/58/13.00	5.00/58/13.00	1000.00	
2	Wilson James	*AUS 	U17 M	5.00/58/18.25	4.00/58/16.00	628.57	
3	Easton Lucas	*AUS 	U17 M	1.00/58/16.00	2.00/58/16.00	571.43	
3	Nightingale Harry	*AUS 	U17 M	4.00/58/18.25	2.00/58/16.00		

Under 21 Men Slalom Results



Homologation: Ranking List

	Name	Country	Categ.	Round 1	Round 2	Overall	Team
1	Nottle Byron	*AUS 	U21 M	4.00/58/12.00	2.00/58/12.00		
2	Spencer Kynan	*AUS 	U21 M	2.00/58/14.25	5.00/58/16.00		
3	Clayton Tom	*AUS 	U21 M	2.50/55/18.25	2.00/58/16.00		

Open Women Slalom Results



Homologation: Ranking List

	Name	Country	Categ.	Round 1	Round 2	Overall	Team
--	------	---------	--------	---------	---------	---------	------

	Name	Country	Categ.	Round 1	Round 2	Overall	Team
1	Ferguson Sade	*AUS 	Ope F	4.00/55/11.25	5.50/55/11.25	1000.00	
2	Cavanagh Georgia	*AUS 	Ope F	5.00/55/13.00	1.50/55/12.00		


Open Men Slalom Results

Homologation: Ranking List

	Name	Country	Categ.	Round 1	Round 2	Overall	Team
1	Beech Samuel	*AUS 	Ope M	4.50/58/13.00	2.00/58/12.00		
2	Nottle Damon	*AUS 	Ope M	3.00/58/12.00	1.50/58/12.00		



Over 21 Women Slalom Results

Homologation: Ranking List

	Name	Country	Categ.	Round 1	Round 2	Overall	Team
1	Hardman Jaimi	*AUS 	O21 F	1.50/55/18.25	2.00/55/14.25		



Over 21 Men Slalom Results

Homologation: Ranking List

	Name	Country	Categ.	Round 1	Round 2	Overall	Team
1	Duperouzel Jake	*AUS 	O21 M	4.50/58/13.00	2.00/58/12.00		
2	Dowding Jake	*AUS 	O21 M	5.00/58/14.25	5.00/58/14.25		



Over 35 Men Slalom Results

Homologation: Ranking List

	Name	Country	Categ.	Round 1	Round 2	Overall	Team
1	Sands Aaron	*AUS 	O35 M	5.00/55/14.25	0.00/55/13.00		
2	Butler Dion	*AUS 	O35 M	0.50/52	1.50/52		



Over 45 Women Slalom Results

Homologation: Ranking List

	Name	Country	Categ.	Round 1	Round 2	Overall	Team
1	Cavanagh Lisa	*AUS 	O45 F	0.00/52/14.25	1.50/52/14.25		
2	Hartley Anthonia	*AUS 	O45 F	0.00/52/16.00	4.50/52		



Over 45 Men Slalom Results

Homologation: Ranking List

	Name	Country	Categ.	Round 1	Round 2	Overall	Team
1	Wilson Ben	*AUS 	O45 M	5.50/52	2.50/55/18.25		
2	West Richard	*AUS 	O45 M	5.00/49	5.50/49	1000.00	


Over 55 Men Slalom Results

Homologation: Ranking List

	Name	Country	Categ.	Round 1	Round 2	Overall	Team
1	Cavanagh Graham	*AUS 	O55 M	1.50/55/13.00	4.00/55/13.00		
2	Andrews Brett	*AUS 	O55 M	2.00/55/16.00	4.00/55/16.00		


Over 65 Women Slalom Results

Homologation: Ranking List

	Name	Country	Categ.	Round 1	Round 2	Overall	Team
1	Crisp Sue	*AUS 	O65 F	3.00/49/13.00	3.00/49/14.25		



Over 65 Men Slalom Results

Homologation: Ranking List

	Name	Country	Categ.	Round 1	Round 2	Overall	Team
1	Weidman Gary	*AUS 	O65 M	2.00/52/13.00	2.00/52/13.00		


Over 70 Men Slalom Results

Homologation: Ranking List

	Name	Country	Categ.	Round 1	Round 2	Overall	Team
1	Cohen Jonathan	*GBR 	O70 M	0.50/52/11.25	1.50/52/11.25		
2	Stewart Kent	*AUS 	O70 M	0.00/43	2.50/49		


Over 75 Men Slalom Results

Homologation: Ranking List

	Name	Country	Categ.	Round 1	Round 2	Overall	Team
1	Dagg Alan	*AUS 	O75 M	2.00/49/13.00	5.00/49/14.25		


Over 85 Men Slalom Results

Homologation: Ranking List

	Name	Country	Categ.	Round 1	Round 2	Overall	Team
1	Budd Graham	*AUS 	O80 M	2.50/40	0.50/40		



Under 10 Boys Tricks Results

Homologation: Ranking List

	Name	Country	Categ.	Round 1	Round 2	Overall	Team
1	Butler Hamish	*AUS 	U10 M	40	80		


Under 12 Boys Tricks Results

Homologation: Ranking List

	Name	Country	Categ.	Round 1	Round 2	Overall	Team
1	Dowding Archie	*AUS 	U12 M	1110	1110	1000.00	
2	Wilson Edward	*AUS 	U12 M	660	260	594.59	



Under 14 Girls Tricks Results

Homologation: Ranking List

	Name	Country	Categ.	Round 1	Round 2	Overall	Team
1	Green Daisy	*AUS 	U14 F	2920	3150		

Under 14 Boys Tricks Results



Homologation: Ranking List

	Name	Country	Categ.	Round 1	Round 2	Overall	Team
1	Wilson Thomas	*AUS 	U14 M	1400	1840	1000.00	
2	Wilson Patrick	*AUS 	U14 M	830	1330	722.83	

Under 17 Girls Tricks Results




Homologation: Ranking List

	Name	Country	Categ.	Round 1	Round 2	Overall	Team
--	------	---------	--------	---------	---------	---------	------

	Name	Country	Categ.	Round 1	Round 2	Overall	Team
1	Lucev Holly	*AUS 	U17 F	2080	2280		
2	Wilson Mackenzie	*AUS 	U17 F	740	820	1000.00	


Under 17 Boys Tricks Results

Homologation: Ranking List

	Name	Country	Categ.	Round 1	Round 2	Overall	Team
1	Green Fletcher	*AUS 	U17 M	5780	5260	1000.00	
2	Wilson James	*AUS 	U17 M	1900	1730	328.72	
3	Easton Lucas	*AUS 	U17 M	910	910	157.44	


Under 21 Men Tricks Results

Homologation: Ranking List

	Name	Country	Categ.	Round 1	Round 2	Overall	Team
1	Spencer Kynan	*AUS 	U21 M	2050	1680		


Open Women Tricks Results

Homologation: Ranking List

	Name	Country	Categ.	Round 1	Round 2	Overall	Team
1	Ferguson Sade	*AUS 	Ope F	4860	4720	1000.00	


Over 21 Men Tricks Results

Homologation: Ranking List

	Name	Country	Categ.	Round 1	Round 2	Overall	Team
1	Duperouzel Jake	*AUS 	O21 M	2890	2560		


Over 45 Men Tricks Results

Homologation: Ranking List

	Name	Country	Categ.	Round 1	Round 2	Overall	Team
1	Wilson Ben	*AUS 	O45 M	290	290		


Over 65 Women Tricks Results

Homologation: Ranking List

	Name	Country	Categ.	Round 1	Round 2	Overall	Team
1	Crisp Sue	*AUS 	O65 F	1790	1830		


Over 70 Men Tricks Results

Homologation: Ranking List

	Name	Country	Categ.	Round 1	Round 2	Overall	Team
1	Stewart Kent	*AUS 	O70 M	80	260		


Over 75 Men Tricks Results

Homologation: Ranking List

	Name	Country	Categ.	Round 1	Round 2	Overall	Team
1	Dagg Alan	*AUS 	O75 M	1290	1760		



Over 85 Men Tricks Results

Homologation: Ranking List

	Name	Country	Categ.	Round 1	Round 2	Overall	Team
1	Budd Graham	*AUS 	O80 M		80		



Under 12 Boys Jump Results

Homologation: Ranking List

	Name	Country	Categ.	Round 1	Round 2	Overall	Team
1	Dowding Archie	*AUS 	U12 M	14.0m	14.0m	1000.00	
2	Wilson Edward	*AUS 	U12 M	0.00m	0.00m		


Under 14 Boys Jump Results

Homologation: Ranking List

	Name	Country	Categ.	Round 1	Round 2	Overall	Team
1	Wilson Thomas	*AUS 	U14 M	25.4m	24.9m	1000.00	
2	Wilson Patrick	*AUS 	U14 M	13.6m	14.4m	285.71	




Under 17 Girls Jump Results

Homologation: Ranking List

	Name	Country	Categ.	Round 1	Round 2	Overall	Team
1	Wilson Mackenzie	*AUS 	U17 F	13.3m	13.9m	1000.00	


Under 17 Boys Jump Results

Homologation: Ranking List


	Name	Country	Categ.	Round 1	Round 2	Overall	Team
1	Green Fletcher	*AUS 	U17 M	32.6m	30.3m	1000.00	
2	Wilson James	*AUS 	U17 M	23.6m	23.9m	309.52	
3	Easton Lucas	*AUS 	U17 M	14.9m	15.8m		

Open Women Jump Results



Homologation: Ranking List

	Name	Country	Categ.	Round 1	Round 2	Overall	Team
1	Ferguson Sade	*AUS 	Ope F	37.4m		1000.00	


Under 12 Boys Overall Results

	Name	Country	Categ.	Slalom	Tricks	Jump	Overall
1	Dowding Archie	*AUS 	U12 M	1000.00	1000.00	1000.00	3000.00




Under 14 Boys Overall Results

	Name	Country	Categ.	Slalom	Tricks	Jump	Overall
1	Wilson Thomas	*AUS 	U14 M	1000.00	1000.00	1000.00	3000.00
2	Wilson Patrick	*AUS 	U14 M	842.11	722.83	285.71	1850.65


Under 17 Girls Overall Results

	Name	Country	Categ.	Slalom	Tricks	Jump	Overall
1	Wilson Mackenzie	*AUS 	U17 F	1000.00	1000.00	1000.00	3000.00

Under 17 Boys Overall Results

	Name	Country	Categ.	Slalom	Tricks	Jump	Overall
1	Green Fletcher	*AUS 	U17M	1000.00	1000.00	1000.00	3000.00
2	Wilson James	*AUS 	U17M	628.57	328.72	309.52	1266.81
3	Easton Lucas	*AUS 	U17M	571.43	157.44	0.00	728.87

Open Women Overall Results

	Name	Country	Categ.	Slalom	Tricks	Jump	Overall
1	Ferguson Sade	*AUS 	Ope F	1000.00	1000.00	1000.00	3000.00

Chief Judge
Hewson ChasHomologator
Whitehead DavidScorer
Cavanagh Lisa, Hailand Jacob