

Open Women Slalom Results

Homologation: Record capability

Bib	Name	Country	Categ.	Preliminary	Final	Overall	Team
1	(42) JARAMILLO E., Luisa	COL	Ope F	2.50/55/12.00	4.00/55/11.25	1000.00	
2	(21) GARCIA, Alexandra	USA	Ope F	2.00/55/11.25	3.00/55/11.25	978.26	
3	(6) KRETSCHMER, Daniela	CHI	Ope F	1.50/55/12.00	3.00/55/11.25	978.26	
4	(10) STEINER, Lili	AUT	Ope F	2.50/55/12.00	2.00/55/11.25	1000.00	956.52
5	(57) POTTBECKER, Sage	USA	Ope F	2.00/55/12.00	2.50/55/12.00	875.00	836.96
6	(77) YOONG HANIFAH, Aaliyah	MAS	Ope F	5.00/55/13.00	2.00/55/12.00	863.64	826.09
6	(4) BUTTERFIELD, Amber	GBR	Ope F	4.50/55/13.00	2.00/55/12.00	863.64	826.09
8	(32) ALLARD, Nellie	CAN	Ope F	5.00/55/13.00	1.00/55/12.00	840.91	804.35
9	(22) MEADE, Lily	NZL	Ope F	3.50/55/13.00	0.00/55/12.00	818.18	782.61
10	(26) MORONEY, Layne	AUS	Ope F	4.50/55/13.00	3.50/55/13.00	784.09	750.00
11	(70) ASHCROFT, Jaycee	*AUS	Ope F	5.00/55/13.00	2.00/55/14.25	795.45	
12	(15) SWEENEY, Jada	AUS	Ope F	4.00/55/13.00	0.00/55/14.25	772.73	739.13
13	(12)* BENNETT, Milla	*AUS	Ope F	2.50/55/13.00		738.64	
13	(20) MACDONALD, Caitlin	*AUS	Ope F	2.50/55/13.00		738.64	
13	(7) STREITFELD, Samantha	*USA	Ope F	2.50/55/13.00			
16	(58) YORKE-DAVIES, Saba	GBR	Ope F	2.00/55/13.00			695.65
17	(48) WAINWRIGHT, Madison	NZL	Ope F	4.50/55/14.25			619.57
18	(11)* DENNIS, Caitlin	*AUS	Ope F	4.00/55/14.25		636.36	
19	(44) WOLFISBERG, Kirsi	SUI	Ope F	3.00/55/14.25		613.64	586.96
20	(36) HILL, Samantha	*USA	Ope F	1.50/55/14.25		579.55	
21	(24) BOSKUS, Brooke	*USA	Ope F	1.00/55/14.25		568.18	
22	(5) RICHARDS, Ada	*AUS	Ope F	1.50/55/16.00			
23	(65)* PIGDON, Georgia	*AUS	Ope F	5.00/55/18.25		386.36	
24	(71) HILL, Kelly	*USA	Ope F	4.00/55/18.25		363.64	
25	(27) HENDERSON, Eva	*USA	Ope F	3.00/55/18.25		340.91	
26	(53) NAKAMURA, Motoko	JPN	Ope F	2.00/55/18.25			304.35
27	(72) KASAHARA, Miu	JPN	Ope F	1.50/55/18.25		306.82	293.48
28	(14) HANCOCK, Isabella	*NZL	Ope F	0.50/55/18.25			
29	(13) ROGERS, Ellie	*NZL	Ope F	5.00/52			
30	(55) BUTLIN, Lara	AUS	Ope F	5.50/49		125.00	119.57
31	(39) TOBISE, Ayane	JPN	Ope F	4.50/49		102.27	97.83
32	(54) DECKELBAUM, Katya	ISR	Ope F	3.50/49			76.09
32	(79) MIERMONT, Lea	FRA	Ope F	3.50/49			76.09
34	(52) WILLIAMS, Courtney	NZL	Ope F	1.50/49			32.61

Open Men Slalom Results

Homologation: Record capability

Bib	Name	Country	Categ.	Preliminary	Final	Overall	Team
1	(41) JARAMILLO E., Federico	COL	Ope M	5.00/58/11.25	2.00/58/10.75	995.02	
2	(91) GIORGIS, Tobias	ARG	Ope M	2.00/58/10.75	5.00/58/11.25	1000.00	995.02
3	(86) PALOMINO BLANCH, Jaime	MEX	Ope M	5.00/58/11.25	4.50/58/11.25	935.32	
4	(87) EATON, Carter	USA	Ope M	2.00/58/10.75	4.00/58/11.25	995.02	
5	(50) COSGRIFF, Ben	AUS	Ope M	3.00/58/11.25	2.00/58/11.25	900.00	895.52
5	(40) SADDINGTON, Corey	AUS	Ope M	2.50/58/11.25	2.00/58/11.25	890.00	885.57
7	(67) SILVER, Jack	NZL	Ope M	2.00/58/11.25	1.50/58/11.25	880.00	875.62
8	(91) ATTENSAM, Nikolaus	AUT	Ope M	2.25/58/10.75	0.50/58/11.25	1000.00	
9	(75) RAUCHENWALD, Luca	AUT	Ope M	2.00/58/11.25	4.00/58/12.00	880.00	875.62
10	(92) KUHN, Dominic	AUT	Ope M	2.00/58/11.25	3.50/58/12.00	880.00	875.62
11	(68) GRUBBS, Blaze	USA	Ope M	4.00/58/11.25	0.00/58/12.00	920.00	915.42
11	(39) DUPLAN-FRIBOURG, Pol	FRA	Ope M	2.50/58/11.25	6.00/58/13.00	890.00	885.57
13	(49) FAUTREL, Sebastien	FRA	Ope M	5.00/58/12.00			815.92
14	(95) BRYANS, James	USA	Ope M	4.50/58/12.00		810.00	805.97
15	(84) STOCKSTILL, Cade	*USA	Ope M	3.50/58/12.00		790.00	
16	(33) BUTLIN, Lochie	AUS	Ope M	3.00/58/12.00		780.00	776.12

Bib	Name	Country	Categ.	Preliminary	Final	Overall	Team
16	(90) MALINOVSKI, George	CAN	Ope M	3.00/58/12.00		780.00	776.12
18	(31) HANNA, Jayden	NZL	Ope M	2.50/58/12.00			766.17
19	(51) KEUSSEOGLU, Alexis	MON	Ope M	2.00/58/12.00			756.22
19	(85) NOTTLE, Byron	*AUS	Ope M	2.00/58/12.00			
21	(94) KRETSCHMER, Gustavo	CHI	Ope M	1.50/58/12.00			746.27
22	(74) MENZEL, Alexander	GER	Ope M	1.00/58/12.00		740.00	736.32
23	(43) KACPROWICZ, Gage	USA	Ope M	4.00/58/13.00		680.00	676.62
24	(38) DUFFY, Jacob	*USA	Ope M	3.50/58/13.00		670.00	
25	(56) NAGATOMO, Yu	JPN	Ope M	3.00/58/14.25		540.00	537.31
26	(61) NAGATOMO, Ryo	JPN	Ope M	5.00/58/16.00		460.00	457.71
27	(34) SPENCER, Kynan	*AUS	Ope M	5.00/58/18.25			
28	(82) MASUTANI, Kousuke	*JPN	Ope M	3.50/58/18.25		310.00	
29	(30) FUKUNAGA, Shugo	*JPN	Ope M	2.50/58/18.25			
30	(81)* LAWES, Harrison	*AUS	Ope M	5.00/52			
31	(88)* CHRISTIE, Max	*AUS	Ope M	4.50/52			
32	CHICO, Matteo	MEX	Ope M	DNS			
32	(23) FONT, Patricio	MEX	Ope M	DNS			
32	(18) MEAD, Ryan	GBR	Ope M	0.00/52			

Open Women Tricks Results

Homologation: Record capability

Bib	Name	Country	Categ.	Preliminary	Final	Overall	Team
1	(77) YOONG HANIFAH, Aaliyah	MAS	Ope F	5580	7970	1000.00	1000.00
2	(37) STOPNICKI, Hannah	CAN	Ope F	6790	5760		851.94
3	(26) MORONEY, Layne	AUS	Ope F	4130	5050	633.63	633.63
4	(42) JARAMILLO E., Luisa	COL	Ope F	3520	4230		530.74
5	(44) WOLFISBERG, Kirsi	SUI	Ope F	4510	3820	565.87	565.87
6	(10) STEINER, Lili	AUT	Ope F	3760	3480	471.77	471.77
7	(24) BOSKUS, Brooke	*USA	Ope F	3420	3250	429.11	
8	(11)* DENNIS, Caitlin	*AUS	Ope F	3470	3040	435.38	
9	(15) SWEENEY, Jada	AUS	Ope F	3600	2870	451.69	451.69
10	(53) NAKAMURA, Motoko	JPN	Ope F	3350	2740		420.33
11	(52) WILLIAMS, Courtney	NZL	Ope F	3400	2340		426.60
12	(55) BUTLIN, Lara	AUS	Ope F	4800	DNS	602.26	602.26
13	(48) WAINWRIGHT, Madison	NZL	Ope F	3280			411.54
14	(12)* BENNETT, Milla	*AUS	Ope F	3020		378.92	
15	(4) BUTTERFIELD, Amber	GBR	Ope F	2990		375.16	375.16
16	(27) HENDERSON, Eva	*USA	Ope F	2870		360.10	
17	(72) KASAHARA, Miu	JPN	Ope F	2770		347.55	347.55
18	(20) MACDONALD, Caitlin	*AUS	Ope F	2730		342.53	
19	(22) MEADE, Lily	NZL	Ope F	2670		335.01	335.01
20	(32) ALLARD, Nellie	CAN	Ope F	2600		326.22	326.22
21	(70) ASHCROFT, Jaycee	*AUS	Ope F	2430		304.89	
22	(7) STREITFELD, Samantha	*USA	Ope F	2130			
23	(39) TOBISE, Ayane	JPN	Ope F	2060		258.47	258.47
24	(36) HILL, Samantha	*USA	Ope F	2010		252.20	
25	(5) RICHARDS, Ada	*AUS	Ope F	1820			
26	(71) HILL, Kelly	*USA	Ope F	1610		202.01	
27	(57) POTTBECKER, Sage	USA	Ope F	1510		189.46	189.46
28	(65)* PIGDON, Georgia	*AUS	Ope F	1280		160.60	
29	(14) HANCOCK, Isabella	*NZL	Ope F	1110			

Open Men Tricks Results

Homologation: Record capability

Bib	Name	Country	Categ.	Preliminary	Final	Overall	Team
1	(23) FONT, Patricio	MEX	Ope M	11860	12260		1000.00
2	(60) MACIAS-SEDANO, Erick Julian	*USA	Ope M	7000	10460		

Bib	Name	Country	Categ.	Preliminary	Final	Overall	Team
3	(92) KUHN, Dominic	AUT	Ope M	7740	9590	953.28	782.22
4	(8) FONT, Pablo	MEX	Ope M	7460	9160		747.15
5	(39) DUPLAN-FRIBOURG, Pol	FRA	Ope M	10060	9060	1000.00	820.55
6	(91) GIORGIS, Tobias	ARG	Ope M	7200	8610	855.86	702.28
7	(90) MALINOVSKI, George	CAN	Ope M	5830	6580	654.08	536.70
8	(68) GRUBBS, Blaze	USA	Ope M	9180	6020	912.52	748.78
9	(43) KACPROWICZ, Gage	USA	Ope M	5120	5470	543.74	446.17
10	(66) FILIPENKO, Alexey	IWF	Ope M	5790	5350		472.27
11	(33) BUTLIN, Lochie	AUS	Ope M	5970	4580	593.44	486.95
12	(38) DUFFY, Jacob	*USA	Ope M	6020	2530	598.41	
13	(67) SILVER, Jack	NZL	Ope M	4960		493.04	404.57
14	(75) RAUCHENWALD, Luca	AUT	Ope M	4180		415.51	340.95
15	(87) EATON, Carter	USA	Ope M	4120			336.05
16	(56) NAGATOMO, Yu	JPN	Ope M	3560		353.88	290.38
17	(61) NAGATOMO, Ryo	JPN	Ope M	3410		338.97	278.14
18	(74) MENZEL, Alexander	GER	Ope M	3080		306.16	251.22
19	(95) BRYANS, James	USA	Ope M	2930		291.25	238.99
20	(82) MASUTANI, Kousuke	*JPN	Ope M	2560		254.47	
21	(34) SPENCER, Kynan	*AUS	Ope M	2430			
22	(50) COSGRIFF, Ben	AUS	Ope M	2280		226.64	185.97
23	(40) SADDINGTON, Corey	AUS	Ope M	1820		180.91	148.45
24	(81)* LAWES, Harrison	*AUS	Ope M	1270			
25	(84) STOCKSTILL, Cade	*USA	Ope M	500		49.70	
26	(41) JARAMILLO E., Federico	COL	Ope M	DNS			

Open Women Jump Results

Homologation: Record capability

Bib	Name	Country	Categ.	Preliminary	Final	Overall	Team
1	(77) YOONG HANIFAH, Aaliyah	MAS	Ope F	45.7m (150ft)	44.7m (147ft)	1000.00	1000.00
2	(10) STEINER, Lili	AUT	Ope F	42.8m (140ft)	43.5m (143ft)	923.34	923.34
3	(22) MEADE, Lily	NZL	Ope F	42.1m (138ft)	41.5m (136ft)	874.56	874.56
4	(32) ALLARD, Nellie	CAN	Ope F	41.3m (135ft)	40.1m (132ft)	846.69	846.69
5	(57) POTTBECKER, Sage	USA	Ope F	37.5m (123ft)	37.7m (124ft)	721.25	721.25
6	(44) WOLFISBERG, Kirsi	SUI	Ope F	39.1m (128ft)	36.6m (120ft)	770.03	770.03
7	(4) BUTTERFIELD, Amber	GBR	Ope F	37.0m (121ft)	36.1m (118ft)	696.86	696.86
8	(36) HILL, Samantha	*USA	Ope F	33.9m (111ft)	34.7m (114ft)	616.72	
9	(70) ASHCROFT, Jaycee	*AUS	Ope F	30.4m (100ft)	32.1m (105ft)	526.13	
10	(24) BOSKUS, Brooke	*USA	Ope F	31.0m (102ft)	31.8m (104ft)	515.68	
11	(15) SWEENEY, Jada	AUS	Ope F	34.5m (113ft)	30.6m (100ft)	609.76	609.76
12	(55) BUTLIN, Lara	AUS	Ope F	40.8m (134ft)	DNS	829.27	829.27
13	(26) MORONEY, Layne	AUS	Ope F	30.1m (99ft)		456.45	456.45
14	(12)* BENNETT, Milla	*AUS	Ope F	29.5m (97ft)		435.54	
15	(72) KASAHARA, Miu	JPN	Ope F	27.8m (91ft)		376.31	376.31
16	(35) TAKECHI, Rei	JPN	Ope F	27.7m (91ft)			372.82
17	(65)* PIGDON, Georgia	*AUS	Ope F	26.9m (88ft)		344.95	
18	(39) TOBISE, Ayane	JPN	Ope F	26.1m (86ft)		317.07	317.07
19	(11)* DENNIS, Caitlin	*AUS	Ope F	24.0m (79ft)		243.90	
20	(27) HENDERSON, Eva	*USA	Ope F	21.0m (69ft)		139.37	
21	(71) HILL, Kelly	*USA	Ope F	20.7m (68ft)		128.92	
22	(20) MACDONALD, Caitlin	*AUS	Ope F	20.3m (67ft)		114.98	
23	(13) ROGERS, Ellie	*NZL	Ope F	17.2m (56ft)			

Open Men Jump Results

Homologation: Record capability

Bib	Name	Country	Categ.	Preliminary	Final	Overall	Team
1	(75) RAUCHENWALD, Luca	AUT	Ope M	64.3m (211ft)	63.3m (208ft)	1000.00	1000.00
2	(39) DUPLAN-FRIBOURG, Pol	FRA	Ope M	63.4m (208ft)	61.6m (202ft)	977.10	977.10









Bib	Name	Country	Categ.	Preliminary	Final	Overall	Team
3	(91) GIORGIS, Tobias	ARG	Ope M	59.9m (197ft)	59.0m (194ft)	888.04	888.04
4	(43) KACPROWICZ, Gage	USA	Ope M	55.1m (181ft)	55.8m (183ft)	783.72	783.72
5	(50) COSGRIFF, Ben	AUS	Ope M	50.7m (166ft)	53.9m (177ft)	735.37	735.37
6	(67) SILVER, Jack	NZL	Ope M	54.7m (179ft)	53.8m (177ft)	755.73	755.73
7	(68) GRUBBS, Blaze	USA	Ope M	51.9m (170ft)	53.6m (176ft)	727.74	727.74
8	(95) BRYANS, James	USA	Ope M	52.9m (174ft)	53.3m (175ft)	720.10	720.10
9	(90) MALINOVSKI, George	CAN	Ope M	51.8m (170ft)	51.6m (169ft)	681.93	681.93
10	(92) KUHN, Dominic	AUT	Ope M	50.0m (164ft)	50.6m (166ft)	651.40	651.40
11	(80) LINCOLN, Christopher	NZL	Ope M	46.6m (153ft)	49.4m (162ft)		620.87
12	(40) SADDINGTON, Corey	AUS	Ope M	51.6m (169ft)	49.2m (161ft)	676.84	676.84
13	(33) BUTLIN, Lochie	AUS	Ope M	46.1m (151ft)		536.90	536.90
14	(38) DUFFY, Jacob	*USA	Ope M	44.0m (144ft)		483.46	
15	(74) MENZEL, Alexander	GER	Ope M	41.8m (137ft)		427.48	427.48
16	(56) NAGATOMO, Yu	JPN	Ope M	41.2m (135ft)		412.21	412.21
17	(30) FUKUNAGA, Shugo	*JPN	Ope M	37.9m (124ft)			
18	(84) STOCKSTILL, Cade	*USA	Ope M	35.1m (115ft)		257.00	
19	(61) NAGATOMO, Ryo	JPN	Ope M	28.7m (94ft)		94.15	94.15
20	(82) MASUTANI, Kousuke	*JPN	Ope M	25.6m (84ft)		15.27	

Open Women Overall Results

Bib	Name	Country	Categ.	Slalom	Tricks	Jump	Overall
1	(77) YOONG HANIFAH, Aaliyah	MAS	Ope F	863.64	1000.00	1000.00	2863.64
2	(10) STEINER, Lili	AUT	Ope F	1000.00	471.77	923.34	2395.11
3	(22) MEADE, Lily	NZL	Ope F	818.18	335.01	874.56	2027.75
4	(32) ALLARD, Nellie	CAN	Ope F	840.91	326.22	846.69	2013.82
5	(44) WOLFISBERG, Kirsi	SUI	Ope F	613.64	565.87	770.03	1949.54
6	(4) BUTTERFIELD, Amber	GBR	Ope F	863.64	375.16	696.86	1935.66
7	(26) MORONEY, Layne	AUS	Ope F	784.09	633.63	456.45	1874.17
8	(15) SWEENEY, Jada	AUS	Ope F	772.73	451.69	609.76	1834.18
9	(57) POTTBECKER, Sage	USA	Ope F	875.00	189.46	721.25	1785.71
10	(70) ASHCROFT, Jaycee	*AUS	Ope F	795.45	304.89	526.13	1626.47
11	(55) BUTLIN, Lara	AUS	Ope F	125.00	602.26	829.27	1556.53
12	(12)* BENNETT, Milla	*AUS	Ope F	738.64	378.92	435.54	1553.10
13	(24) BOSKUS, Brooke	*USA	Ope F	568.18	429.11	515.68	1512.97
14	(36) HILL, Samantha	*USA	Ope F	579.55	252.20	616.72	1448.47
15	(11)* DENNIS, Caitlin	*AUS	Ope F	636.36	435.38	243.90	1315.64
16	(20) MACDONALD, Caitlin	*AUS	Ope F	738.64	342.53	114.98	1196.15
17	(72) KASAHARA, Miu	JPN	Ope F	306.82	347.55	376.31	1030.68
18	(65)* PIGDON, Georgia	*AUS	Ope F	386.36	160.60	344.95	891.91
19	(27) HENDERSON, Eva	*USA	Ope F	340.91	360.10	139.37	840.38
20	(71) HILL, Kelly	*USA	Ope F	363.64	202.01	128.92	694.57
21	(39) TOBISE, Ayane	JPN	Ope F	102.27	258.47	317.07	677.81

Open Men Overall Results

Bib	Name	Country	Categ.	Slalom	Tricks	Jump	Overall
1	(39) DUPLAN-FRIBOURG, Pol	FRA	Ope M	890.00	1000.00	977.10	2867.10
2	(91) GIORGIS, Tobias	ARG	Ope M	1000.00	855.86	888.04	2743.90
3	(68) GRUBBS, Blaze	USA	Ope M	920.00	912.52	727.74	2560.26
4	(92) KUHN, Dominic	AUT	Ope M	880.00	953.28	651.40	2484.68
5	(75) RAUCHENWALD, Luca	AUT	Ope M	880.00	415.51	1000.00	2295.51
6	(67) SILVER, Jack	NZL	Ope M	880.00	493.04	755.73	2128.77
7	(90) MALINOVSKI, George	CAN	Ope M	780.00	654.08	681.93	2116.01
8	(43) KACPROWICZ, Gage	USA	Ope M	680.00	543.74	783.72	2007.46
9	(33) BUTLIN, Lochie	AUS	Ope M	780.00	593.44	536.90	1910.34
10	(50) COSGRIFF, Ben	AUS	Ope M	900.00	226.64	735.37	1862.01

Bib	Name	Country	Categ.	Slalom	Tricks	Jump	Overall
11	(95) BRYANS, James	USA 	Ope M	810.00	291.25	720.10	1821.35
12	(38) DUFFY, Jacob	*USA 	Ope M	670.00	598.41	483.46	1751.87
13	(40) SADDINGTON, Corey	AUS 	Ope M	890.00	180.91	676.84	1747.75
14	(74) MENZEL, Alexander	GER 	Ope M	740.00	306.16	427.48	1473.64
15	(56) NAGATOMO, Yu	JPN 	Ope M	540.00	353.88	412.21	1306.09
16	(84) STOCKSTILL, Cade	*USA 	Ope M	790.00	49.70	257.00	1096.70
17	(61) NAGATOMO, Ryo	JPN 	Ope M	460.00	338.97	94.15	893.12
18	(82) MASUTANI, Kousuke	*JPN 	Ope M	310.00	254.47	15.27	579.74

Chief Judge
HARRIS, Bob

Homologator
TALAMO, Nigel

Scorer
LANGROCK, Ulf