



Under 12 Girls Slalom Results

Homologation: Ranking List

	Name	Country	Categ.	Round 1	Round 2	Pts	Overall
1	Spelta Dakota	*AUS 	U12 F	2.50/37	5.00/31	19.50	137.10


Under 12 Boys Slalom Results

Homologation: Ranking List

	Name	Country	Categ.	Round 1	Round 2	Pts	Overall
1	Darby Joshua	*AUS 	U12 M	0.00/46	3.00/49	45.00	375.00


Under 14 Girls Slalom Results

Homologation: Ranking List

	Name	Country	Categ.	Round 1	Round 2	Pts	Overall
1	Spelta Peyton	*AUS 	U14 F	4.00/49	3.00/52	61.00	482.14



Under 14 Boys Slalom Results

Homologation: Ranking List

	Name	Country	Categ.	Round 1	Round 2	Pts	Overall
1	Nugent Blake	*AUS 	U14 M	4.50/40	2.50/40	13.00	


Under 17 Girls Slalom Results

Homologation: Ranking List

	Name	Country	Categ.	Round 1	Round 2	Pts	Overall
1	Pollock Hannah	*AUS 	U17 F	1.00/55/13.00	2.00/55/13.00	38.00	640.00
2	Spelta Addison	*AUS 	U17 F	3.00/52	5.50/49	11.50	180.00


Under 17 Boys Slalom Results

Homologation: Ranking List

	Name	Country	Categ.	Round 1	Round 2	Pts	Overall
1	Du Plessis Benjamin	*AUS 	U17 M	4.50/55/18.25	3.00/58/18.25	21.00	272.73



Under 21 Women Slalom Results

Homologation: Ranking List

	Name	Country	Categ.	Round 1	Round 2	Pts	Overall
1	Neiberding Emma	*AUS 	U21 F	3.00/55/13.00	4.00/55/14.25	34.00	564.10

Under 21 Men Slalom Results


Homologation: Ranking List

	Name	Country	Categ.	Round 1	Round 2	Pts	Overall
1	O'Connor Callum	*AUS 	U21 M	0.50/58/12.00	3.00/58/12.00	39.00	624.00
2	Neiberding Sam	*AUS 	U21 M	4.50/52	3.00/58/12.00	39.00	624.00

(Tie break: 4.50/58/13.00)
(Tie break: 2.50/58/13.00)


Open Men Slalom Results

Homologation: Ranking List

	Name	Country	Categ.	Round 1	Round 2	Pts	Overall
1	Sutherland Jack	*AUS 	Ope M	4.50/58/12.00	1.00/58/11.25	37.00	688.00



Over 21 Women Slalom Results

Homologation: Ranking List

	Name	Country	Categ.	Round 1	Round 2	Pts	Overall
1	Chaillon Karly	*AUS 	O21 F	4.00/52	1.50/46	17.50	10.00



Over 21 Men Slalom Results

Homologation: Ranking List

	Name	Country	Categ.	Round 1	Round 2	Pts	Overall
1	Ilgoutz Scott	*AUS 	O21 M	4.50/58/18.25	3.50/58/18.25	32.00	16.50
2	Wren Bailey	*AUS 	O21 M	5.00/52	5.50/52	16.50	5.50




Over 35 Women Slalom Results

Homologation: Ranking List

	Name	Country	Categ.	Round 1	Round 2	Pts	Overall
1	Pickford Katie	*AUS 	O35 F	2.00/55/18.25	5.00/37	43.00	516.13
2	Graham Jody	*AUS 	O35 F	0.50/46	4.00/46	40.50	258.06




Over 35 Men Slalom Results

Homologation: Ranking List

	Name	Country	Categ.	Round 1	Round 2	Pts	Overall
1	Spelta Anthony	*AUS 	O35 M	3.50/55/13.00	3.50/55/14.25	61.00	561.22
2	Darby Peter	*AUS 	O35 M	0.50/55/14.25	3.00/49	27.50	377.55
3	Graham Blake	*AUS 	O35 M	4.00/49	3.00/52	13.00	61.22






Over 45 Women Slalom Results

Homologation: Ranking List

	Name	Country	Categ.	Round 1	Round 2	Pts	Overall
1	Barron Kellie	*AUS 	O45 F	4.00/52	4.00/52	68.00	500.00
2	Lee Wendy	*AUS 	O45 F	2.00/49	4.00/37	30.00	357.14
3	Chaillon Teresa	*AUS 	O45 F	0.50/46	5.00/37	23.50	223.21




Over 45 Men Slalom Results

Homologation: Ranking List

	Name	Country	Categ.	Round 1	Round 2	Pts	Overall
1	Williams Brad	*AUS 	O45 M	3.00/55/12.00	5.00/55/12.00	92.00	803.92
2	Jensen Shane	*AUS 	O45 M	4.00/55/16.00	5.00/55/18.25	51.00	431.37
3	Pollock Gary	*AUS 	O45 M	5.50/55/18.25	2.00/55/18.25	43.50	343.14
4	Barron David	*AUS 	O45 M	4.00/52	5.00/46	21.00	196.08
5	Wren Tony	*AUS 	O45 M	0.00/46	0.00/46	0.00	








Over 55 Women Slalom Results

Homologation: Ranking List

	Name	Country	Categ.	Round 1	Round 2	Pts	Overall
1	Collins Mel	*AUS 	O55 F	5.00/52/13.00	2.00/34	61.00	854.84
2	Sutherland Susann	*AUS 	O55 F	3.00/46	5.00/46	56.00	370.97
3	Hoad Lorraine	*AUS 	O55 F	2.00/34	1.00/34	3.00	


Over 55 Men Slalom Results

Homologation: Ranking List

	Name	Country	Categ.	Round 1	Round 2	Pts	Overall
1	Weeks John	*AUS 	O55 M	2.00/55/18.25	2.00/55/18.25	64.00	440.68
2	Sutherland Brett	*AUS 	O55 M	4.00/52	5.00/52	57.00	389.83
3	Campbell Michael	*AUS 	O55 M	3.00/55/14.25	5.00/40	50.00	661.02
4	Demartini Mark	*AUS 	O55 M	2.00/55/14.25	5.00/40	49.00	644.07
5	Cooper Greg	*AUS 	O55 M	4.50/55/16.00	2.50/40	43.00	584.75
6	Mick Chris	*AUS 	O55 M	0.00/40	2.00/46	14.00	135.59
7	Shorten Darryl	*AUS 	O55 M	5.00/40	3.50/40	8.50	



Over 70 Men Slalom Results

Homologation: Ranking List

	Name	Country	Categ.	Round 1	Round 2	Pts	Overall
1	Douglas Frederick	*AUS 	O70 M	2.00/52/16.00	5.50/52/16.00	79.50	35.50


Under 17 Girls Tricks Results

Homologation: Ranking List

	Name	Country	Categ.	Round 1	Round 2	Pts	Overall
1	Pollock Hannah	*AUS 	U17 F	2150	1690	1690	205.94
2	Spelta Addison	*AUS 	U17 F	260	200	200	24.90



Under 21 Women Tricks Results

Homologation: Ranking List

	Name	Country	Categ.	Round 1	Round 2	Pts	Overall
1	Neiberding Emma	*AUS 	U21 F	1790	1970	1970	174.96


Under 21 Men Tricks Results

Homologation: Ranking List

	Name	Country	Categ.	Round 1	Round 2	Pts	Overall
1	O'Connor Callum	*AUS 	U21 M	6170	6110	6110	490.85
2	Neiberding Sam	*AUS 	U21 M	1830	1590	1590	145.58


Over 21 Women Tricks Results

Homologation: Ranking List

	Name	Country	Categ.	Round 1	Round 2	Pts	Overall
1	Chaillon Karly	*AUS 	O21 F	530	590	1120	52.40


Over 35 Women Tricks Results

Homologation: Ranking List

	Name	Country	Categ.	Round 1	Round 2	Pts	Overall
1	Pickford Katie	*AUS 	O35 F	1920	2750	4670	458.33


Over 45 Women Tricks Results

Homologation: Ranking List

	Name	Country	Categ.	Round 1	Round 2	Pts	Overall
1	Chaillon Teresa	*AUS 	O45 F	80	DNS	80	19.05


Over 45 Men Tricks Results

Homologation: Ranking List

	Name	Country	Categ.	Round 1	Round 2	Pts	Overall
1	Jensen Shane	*AUS 	O45 M	790	700	1490	146.30


Over 55 Women Tricks Results

Homologation: Ranking List

	Name	Country	Categ.	Round 1	Round 2	Pts	Overall
1	Collins Mel	*AUS 	O55 F	410	320	730	110.81


Over 55 Men Tricks Results

Homologation: Ranking List

	Name	Country	Categ.	Round 1	Round 2	Pts	Overall
1	Shorten Darryl	*AUS 	O55 M	810	1260	2070	393.75


Under 17 Girls Jump Results

Homologation: Ranking List

	Name	Country	Categ.	Round 1	Round 2	Pts	Overall
1	Pollock Hannah	*AUS 	U17 F	20.8m	18.8m	18.8	236.36


Under 21 Men Jump Results

Homologation: Ranking List

	Name	Country	Categ.	Round 1	Round 2	Pts	Overall
1	O'Connor Callum	*AUS 	U21 M	36.9m	38.2m	38.2	251.91


Over 45 Men Jump Results

Homologation: Ranking List

	Name	Country	Categ.	Round 1	Round 2	Pts	Overall
1	Jensen Shane	*AUS 	O45 M	14.6m	DNS	14.6	

Over 55 Women Jump Results


Homologation: Ranking List

	Name	Country	Categ.	Round 1	Round 2	Pts	Overall
1	Collins Mel	*AUS 	O55 F	18.7m	DNS	18.7	601.52


Under 17 Girls Overall Results

	Name	Country	Categ.	Slalom	Tricks	Jump	Overall
1	Pollock Hannah	*AUS 	U17 F	640.00	205.94	236.36	1082.30


Under 21 Men Overall Results

	Name	Country	Categ.	Slalom	Tricks	Jump	Overall
1	O'Connor Callum	*AUS 	U21 M	624.00	490.85	251.91	1366.76

Over 45 Men Overall Results

	Name	Country	Categ.	Slalom	Tricks	Jump	Overall
1	Jensen Shane	*AUS 	O45M	431.37	146.30	0.00	577.67

Over 55 Women Overall Results

	Name	Country	Categ.	Slalom	Tricks	Jump	Overall
1	Collins Mel	*AUS 	O55 F	854.84	110.81	601.52	1567.17

Chief Judge
Derrick BelindaHomologator
Williams BradScorer
Sutherland Susann