











## Under 10 Boys Slalom Results

Homologation: Record capability

|   | Name          | League  | Round 1       | Round 2       | Pts    |
|---|---------------|---|---------------|---------------|--------|
| 1 | Davis Jack    | VIC  | 3.00/49/14.25 | 4.00/49/14.25 | 115.00 |
| 2 | Gordon Moby   | NSW  | 1.00/49       | 0.50/46       | 79.50  |
| 3 | Davis Charlie | VIC  | 3.50/40       | 2.00/43       | 59.50  |
| 4 | Atkin Charlie | VIC  | 3.00/40       | 5.25/37       | 50.25  |
| 5 | Wing Xander   | QLD  | 1.00/34       | 5.00/37       | 36.00  |




## Under 12 Girls Slalom Results

Homologation: Record capability

|   | Name           | League  | Round 1       | Round 2       | Pts   |
|---|----------------|---|---------------|---------------|-------|
| 1 | King Saige     | NSW  | 1.00/52/14.25 | 1.00/52/14.25 | 98.00 |
| 2 | Sutton Bethany | NSW  | 2.00/52/16.00 | 2.00/52/16.00 | 88.00 |
| 3 | Hay Evanna     | NSW  | 0.50/52/16.00 | 2.50/52/16.00 | 87.00 |
| 4 | Butler Cora    | WA   | 3.00/37       | 1.00/43       | 28.00 |
| 5 | Wing Atheniah  | QLD  | 5.00/43       | 0.50/34       | 23.50 |







## Under 12 Boys Slalom Results

Homologation: Record capability

|   | Name              | League  | Round 1       | Round 2       | Pts   |
|---|-------------------|---|---------------|---------------|-------|
| 1 | Fletcher Mitchell | NSW  | 4.00/52/13.00 | 1.00/52/12.00 | 95.00 |
| 2 | Lukin Jacob       | QLD  | 0.50/52/12.00 | 3.50/52/13.00 | 94.00 |
| 3 | Atkin Harry       | VIC  | 2.50/52       | 0.00/40       | 26.50 |













## Under 14 Girls Slalom Results

Homologation: Record capability

|   | Name              | League  | Round 1       | Round 2       | Pts   |
|---|-------------------|---|---------------|---------------|-------|
| 1 | Hehir Alana       | NSW  | 1.00/52/14.25 | 3.50/52/14.25 | 76.50 |
| 2 | Mccarthy Sienna   | QLD  | 4.50/52/16.00 | 3.00/52/14.25 | 73.50 |
| 3 | Mitchell Makaidie | SA   | 2.00/52/16.00 | 3.00/52       | 59.00 |
| 4 | Cockburn Kenzie   | NSW  | 1.50/52       | 2.50/52       | 52.00 |
| 5 | Krahnert Leila    | VIC  | 1.50/40       | 3.50/49       | 23.00 |
| 6 | Hay Aneska        | NSW  | 0.00/46       | 0.00/43       | 12.00 |









## Under 14 Boys Slalom Results

Homologation: Record capability

|    | Name            | League  | Round 1       | Round 2       | Pts   |
|----|-----------------|---|---------------|---------------|-------|
| 1  | Belcher William | TAS  | 3.00/55/13.00 | 0.00/55/12.00 | 93.00 |
| 2  | Cronin Oscar    | NSW  | 2.00/55/13.00 | 1.00/55/13.00 | 87.00 |
| 3  | Dalzell Cadel   | SA   | 3.50/55/14.25 | 2.50/55/13.00 | 84.00 |
| 4  | King Jude       | NSW  | 1.00/55/14.25 | 1.00/55/13.00 | 80.00 |
| 5  | Hough Franklin  | SA   | 4.00/55/18.25 | 2.00/55/16.00 | 60.00 |
| 6  | Pigdon Jaxton   | NSW  | 2.00/55/18.25 | 1.50/55/18.25 | 51.50 |
| 7  | Kilby Harry     | VIC  | 1.50/52       | 1.00/55/16.00 | 50.50 |
| 8  | Mclean Jayden   | NSW  | 5.00/52       | 2.50/55/18.25 | 49.50 |
| 9  | Butler Hamish   | WA   | 5.50/52       | 1.50/55/18.25 | 49.00 |
| 10 | Styles Cooper   | VIC  | 2.00/52       | 2.00/55/18.25 | 46.00 |
| 11 | Cockburn Zack   | NSW  | 3.50/55/18.25 | 0.00/52       | 45.50 |
| 12 | Blair Kasey     | NSW  | 4.50/49       | 4.00/46       | 26.50 |








### Under 17 Girls Slalom Results

Homologation: Record capability

|   | Name           | League  | Round 1       | Round 2       | Pts   |
|---|----------------|---|---------------|---------------|-------|
| 1 | Pollock Hannah | QLD  | 3.00/55/14.25 | 1.00/55/13.00 | 31.00 |
| 2 | Hayes Laura    | NSW  | 1.00/55/14.25 | 1.00/55/14.25 | 25.00 |
| 3 | Craig Summer   | NSW  | 5.50/55/18.25 | 3.00/55/16.00 | 21.00 |
| 4 | Bray Georgia   | VIC  | 3.00/55/16.00 | 2.00/55/16.00 | 20.00 |
| 5 | Styles Lainey  | VIC  | 0.50/55/18.25 | 3.50/55/18.25 | 15.50 |
| 6 | Sutton Abigail | NSW  | 4.00/52       | 3.00/55/18.25 | 15.00 |
| 7 | Hehir Chelsea  | NSW  | 2.00/55/16.00 | 2.50/55/18.25 | 14.50 |
| 8 | Kilby Emma     | VIC  | 2.00/55/18.25 | 1.50/55/18.25 | 13.50 |








### Under 17 Boys Slalom Results

Homologation: Record capability

|   | Name            | League   | Round 1       | Round 2       | Pts   |
|---|-----------------|--|---------------|---------------|-------|
| 1 | Habermann Rory  | QLD   | 2.00/58/11.25 | 1.50/58/11.25 | 43.50 |
| 2 | Stone Tiger     | NSW   | 1.00/58/12.00 | 1.00/58/12.00 | 37.00 |
| 3 | Bray Mitchell   | VIC   | 3.00/58/13.00 | 4.00/58/13.00 | 34.00 |
| 4 | Sutton Campbell | NSW   | 1.00/58/13.00 | 3.00/58/13.00 | 33.00 |
| 5 | Pigdon Nate     | NSW   | 2.50/52       | 0.50/58/13.00 | 30.50 |
| 6 | Dowding Archie  | WA    | 5.00/58/14.25 | 0.00/58/14.25 | 24.00 |
| 7 | Kirk Daniel     | VIC  | 4.00/58/18.25 | 2.00/58/16.00 | 20.00 |






### Under 21 Women Slalom Results

Homologation: Record capability

|   | Name               | League  | Round 1       | Round 2       | Pts   |
|---|--------------------|---|---------------|---------------|-------|
| 1 | Cooper Georgie     | QLD  | 3.50/55/14.25 | 2.00/55/13.00 | 32.00 |
| 2 | Richards Georgie   | NSW  | 5.00/55/16.00 | 0.50/55/14.25 | 24.50 |
| 3 | Robinson Caitlyn   | NSW  | 0.00/52       | 2.50/55/16.00 | 20.50 |
| 4 | Bressington Billie | NSW  | 0.00/52       | 2.00/55/16.00 | 20.00 |
| 5 | Macdonald Caitlin  | VIC  | 1.00/55/13.00 | 1.50/55/16.00 | 19.50 |
| 6 | Moloney Bridget    | NSW  | 1.00/52       | 5.25/55/18.25 | 17.25 |
| 7 | Pigdon Georgia     | NSW  | 3.00/55/18.25 | 4.00/55/18.25 | 16.00 |










### Under 21 Men Slalom Results

Homologation: Record capability

|   | Name            | League  | Round 1       | Round 2       | Pts   |
|---|-----------------|---|---------------|---------------|-------|
| 1 | O'Connor Callum | QLD  | 1.50/58/12.00 | 3.00/58/12.00 | 39.00 |
| 2 | Macdonald Ryan  | VIC  | 2.00/58/12.00 | 1.50/58/12.00 | 37.50 |
| 3 | Nolan Ethan     | SA   | 2.00/58/14.25 | 2.00/58/14.25 | 26.00 |
| 4 | Lawes Samuel    | NSW  | 3.00/58/18.25 | 2.00/58/14.25 | 26.00 |
| 5 | Mccollum Hamish | QLD  | 3.50/58/18.25 | 4.00/58/18.25 | 16.00 |




















## Open Women Slalom Results

Homologation: Record capability

|   | Name              | League  | Round 1       | Round 2       | Pts   |
|---|-------------------|---|---------------|---------------|-------|
| 1 | Ferguson Sade     | QLD  | 3.50/55/10.75 | 2.50/55/10.75 | 38.50 |
| 2 | Di Salvo Ruby     | QLD  | 5.00/55/12.00 | 3.50/55/12.00 | 27.50 |
| 3 | Lucev Holly       | WA   | 0.50/55/13.00 | 3.50/55/12.00 | 27.50 |
| 4 | Hayes Erica       | NSW  | 2.50/55/13.00 | 3.00/55/12.00 | 27.00 |
| 5 | Moroney Layne     | VIC  | 2.50/55/12.00 | 1.50/55/12.00 | 25.50 |
| 6 | Appleton Kristy   | QLD  | 5.00/55/12.00 | 5.50/55/13.00 | 23.50 |
| 7 | Dennis Caitlin    | VIC  | 1.00/55/12.00 | 4.50/55/13.00 | 22.50 |
| 8 | Tremelling Brooke | VIC  | 0.00/55/13.00 | 3.00/55/13.00 | 21.00 |
| 9 | Williams Courtney | NSW  | 1.50/55/13.00 | 2.50/55/13.00 | 20.50 |





## Open Men Slalom Results

Homologation: Record capability

|    | Name                   | League  | Round 1       | Round 2   | Pts   |
|----|------------------------|---|---------------|---|-------|
| 1  | Saddington Corey       | VIC    | 3.00/58/10.75 | 4.00/58/10.75<br><small>(Tiebreak: 4.00/58/10.75)</small> | 40.00 |
| 2  | Christie Jack          | VIC    | 3.50/58/11.25 | 4.00/58/10.75<br><small>(Tiebreak: 0.50/58/10.75)</small> | 40.00 |
| 3  | Adams Nicholas         | VIC    | 1.50/58/10.75 | 4.00/58/10.75<br><small>(Tiebreak: 3.50/58/11.25)</small> | 40.00 |
| 4  | Nelson Cranfield Trent | ACT    | 4.50/58/11.25 | 0.50/58/10.75   | 36.50 |
| 5  | Cosgriff Ben           | VIC    | 2.50/58/11.25 | 4.00/58/11.25   | 34.00 |
| 6  | Wallent Joshua         | SA    | 2.00/58/11.25 | 4.00/58/11.25   | 34.00 |
| 7  | Green Fletcher         | WA   | 2.50/58/11.25 | 3.00/58/11.25   | 33.00 |
| 8  | Werner Alexei          | VIC  | 2.00/58/11.25 | 3.00/58/11.25   | 33.00 |
| 9  | Crisp Patrick          | VIC  | 4.50/58/12.00 | 2.50/58/11.25   | 32.50 |
| 10 | Bennett Thomas         | VIC  | 3.00/58/12.00 | 1.50/58/11.25   | 31.50 |
| 11 | Davis Archie           | ACT  | 4.50/58/11.25 | 0.00/58/11.25   | 30.00 |
| 12 | Bickerton Hayden       | NSW  | 1.00/58/12.00 | 3.50/58/12.00   | 27.50 |
| 13 | Butlin Lochie          | NSW  | 3.00/58/12.00 | 3.00/58/12.00   | 27.00 |
| 13 | Sutherland Jack        | QLD  | 3.00/58/12.00 | 3.00/58/12.00   | 27.00 |
| 15 | Saddington Jacob       | VIC  | 4.50/58/13.00 | 3.00/58/12.00   | 27.00 |
| 16 | Ashcroft Callan        | NSW  | 4.00/58/12.00 | 1.50/58/12.00   | 25.50 |
| 17 | O'Toole Joel           | NSW  | 3.50/58/12.00 | 1.50/58/12.00   | 25.50 |
| 18 | Tomanovits Jack        | VIC  | 1.00/58/12.00 | 1.50/58/13.00   | 19.50 |
| 19 | Mitchell Fyn           | SA   | 5.25/58/12.00 | 2.50/58/18.25   | 2.50  |










## Over 21 Women Slalom Results

Homologation: Record capability

|   | Name             | League  | Round 1       | Round 2       | Pts   |
|---|------------------|---|---------------|---------------|-------|
| 1 | Collicoat Anthea | VIC  | 2.00/55/14.25 | 1.50/55/14.25 | 51.50 |
| 2 | Mathis Tonia     | WA   | 1.50/55/18.25 | 2.00/55/14.25 | 39.50 |
| 3 | Timmermans Evi   | NSW  | 2.50/49       | 5.00/55/16.00 | 25.50 |
| 4 | Chaillon Karly   | QLD  | 5.00/52       | 0.00/55/18.25 | 23.00 |






## Over 21 Men Slalom Results

Homologation: Record capability

|   | Name            | League  | Round 1       | Round 2       | Pts   |
|---|-----------------|---|---------------|---------------|-------|
| 1 | Moroney William | VIC  | 2.00/58/12.00 | 1.00/58/12.00 | 63.00 |
| 2 | Thomas Ben      | NSW  | 2.00/58/12.00 | 4.50/58/14.25 | 54.50 |
| 3 | Davis Mack      | ACT  | 4.50/58/14.25 | 2.00/58/13.00 | 48.50 |
| 4 | Weir Joshua     | QLD  | 1.50/58/14.25 | 1.50/58/14.25 | 39.00 |
| 5 | Ilgoutz Scott   | QLD  | 5.00/58/16.00 | 3.50/58/14.25 | 38.50 |
| 6 | Spencer Kynan   | WA   | 3.00/58/13.00 | 2.50/58/18.25 | 35.50 |
| 7 | Robertson Dale  | SA   | 2.50/58/18.25 | 0.00/58/14.25 | 26.50 |
| 8 | Dyson Murray    | QLD  | 2.50/55/18.25 | 4.50/58/14.25 | 25.00 |
| 9 | Clark Ryan      | NSW  | 3.50/55/18.25 | 3.00/55/18.25 | 6.50  |



## Over 35 Women Slalom Results

Homologation: Record capability

|   | Name           | League  | Round 1       | Round 2       | Pts    |
|---|----------------|---|---------------|---------------|--------|
| 1 | Gordon Cathryn | NSW  | 4.00/55/12.00 | 4.50/55/12.00 | 116.50 |
| 2 | Ward Melanie   | QLD  | 3.50/55/14.25 | 4.50/55/14.25 | 92.00  |
| 3 | Secombe Sophie | VIC  | 2.00/49       | 5.00/46       | 37.00  |
| 4 | Pickford Katie | QLD  | 0.00/40       | 3.50/52       | 27.50  |
| 5 | Hehir Emily    | NSW  | 4.00/40       | 2.50/49       | 24.50  |







## Over 35 Men Slalom Results

Homologation: Record capability

|    | Name                  | League  | Round 1       | Round 2       | Pts   |
|----|-----------------------|---|---------------|---------------|-------|
| 1  | Cockburn Chris        | NSW  | 2.00/55/10.25 | 4.00/55/10.75 | 96.00 |
| 2  | Barber Mitchell       | NSW  | 4.50/55/11.25 | 1.00/55/10.75 | 83.50 |
| 3  | Cornale Peter         | QLD  | 2.00/55/11.25 | 2.50/55/10.75 | 82.50 |
| 4  | Wing Joel             | QLD  | 2.50/55/11.25 | 2.00/55/10.75 | 82.50 |
| 5  | Hooper Mark           | NSW  | 1.50/55/11.25 | 2.00/55/11.25 | 75.50 |
| 6  | Bernatowicz Krzysztof | SA   | 1.50/55/11.25 | 0.50/55/11.25 | 74.00 |
| 7  | Holt Andrew           | QLD  | 3.00/55/12.00 | 3.00/55/12.00 | 66.00 |
| 8  | Lukin Greg            | QLD  | 1.00/55/12.00 | 3.50/55/12.00 | 64.50 |
| 9  | Emmins Leigh          | VIC  | 1.50/55/12.00 | 1.50/55/12.00 | 63.00 |
| 10 | Faoro Jarrod          | VIC  | 5.00/55/13.00 | 1.00/55/12.00 | 60.00 |
| 11 | Daff Toby             | VIC  | 0.50/55/12.00 | 2.50/55/13.00 | 57.00 |
| 12 | Gordon Noel           | NSW  | 4.00/55/14.25 | 4.00/55/18.25 | 32.00 |
| 13 | Mccarthy Benjamin     | NSW  | 4.00/55/14.25 | 3.50/52       | 25.50 |
| 14 | Garrett Paul          | VIC  | 3.50/52       | 3.00/55/14.25 | 24.50 |
| 15 | Adam Brent            | NSW  | 0.50/55/18.25 | 4.50/55/18.25 | 17.00 |

## Over 45 Women Slalom Results

Homologation: Record capability

|   | Name             | League  | Round 1       | Round 2       | Pts   |
|---|------------------|---|---------------|---------------|-------|
| 1 | Cavanagh Lisa    | WA   | 0.50/52/12.00 | 0.50/52/12.00 | 97.00 |
| 2 | Cockburn Nicki   | NSW  | 3.50/52/13.00 | 4.00/52/14.25 | 85.50 |
| 3 | Hartley Anthonia | WA   | 2.25/52       | 1.00/52/16.00 | 57.25 |
| 4 | Elliott Dianne   | QLD  | 2.00/52       | 0.00/49       | 44.00 |
| 5 | Chaillon Teresa  | QLD  | 4.00/46       | 3.00/49       | 37.00 |
| 6 | Nolan Kym        | SA   | 3.00/49       | 2.50/40       | 23.50 |





## Over 45 Men Slalom Results

Homologation: Record capability

|    | Name            | League  | Round 1       | Round 2       | Pts   |
|----|-----------------|---|---------------|---------------|-------|
| 1  | Banks Robert    | VIC  | 5.00/55/11.25 | 1.50/55/11.25 | 90.50 |
| 2  | Bray Lee        | VIC  | 2.00/55/11.25 | 1.50/55/11.25 | 87.50 |
| 3  | Butler Dion     | WA   | 2.50/55/12.00 | 1.50/55/11.25 | 82.00 |
| 4  | Craig Jamie     | NSW  | 2.00/55/12.00 | 5.00/55/13.00 | 73.00 |
| 5  | Mitchell Jamie  | SA   | 4.00/55/13.00 | 2.00/55/12.00 | 72.00 |
| 6  | Littlepage Jed  | VIC  | 2.00/55/12.00 | 4.00/55/13.00 | 72.00 |
| 7  | Barbuto Peter   | VIC  | 1.50/55/13.00 | 4.00/55/12.00 | 71.50 |
| 8  | Soldo Pavo      | ACT  | 1.00/55/12.00 | 4.00/55/13.00 | 71.00 |
| 9  | Mcdougall Adam  | NT   | 1.00/55/12.00 | 2.50/55/13.00 | 69.50 |
| 10 | Mcgill Ryan     | NSW  | 4.00/55/13.00 | 1.50/55/13.00 | 65.50 |
| 11 | Werner Nicholas | VIC  | 5.00/55/14.25 | 5.50/55/14.25 | 58.50 |
| 12 | Martin Drew     | SA   | 2.00/55/14.25 | 5.00/55/14.25 | 55.00 |
| 13 | Hehir Nathan    | NSW  | 5.00/55/16.00 | 4.00/55/16.00 | 45.00 |
| 14 | Jensen Shane    | QLD  | 3.00/55/16.00 | 3.50/55/16.00 | 42.50 |
| 15 | Sauzier Ian     | WA   | 2.00/55/16.00 | 4.00/55/16.00 | 42.00 |
| 16 | Dunn Grant      | QLD  | 3.00/55/16.00 | 3.00/55/16.00 | 42.00 |
| 17 | Pollock Gary    | QLD  | 4.00/55/18.25 | 4.00/55/18.25 | 32.00 |





## Over 55 Women Slalom Results

Homologation: Record capability

|   | Name              | League  | Round 1       | Round 2       | Pts   |
|---|-------------------|---|---------------|---------------|-------|
| 1 | Buck Cherie       | NSW  | 2.00/52/14.25 | 1.00/52/14.25 | 87.00 |
| 2 | Collins Mel       | QLD  | 4.00/52/14.25 | 1.50/37       | 47.50 |
| 3 | Sutherland Susann | QLD  | 4.00/46       | 2.50/46       | 42.50 |
| 4 | Quinn Virginia    | QLD  | 4.50/37       | 2.00/52       | 36.50 |








## Over 55 Men Slalom Results

Homologation: Record capability

|    | Name             | League  | Round 1       | Round 2       | Pts    |
|----|------------------|---|---------------|---------------|--------|
| 1  | Tomanovits Peter | VIC  | 3.00/55/11.25 | 0.50/55/11.25 | 111.50 |
| 2  | Cavanagh Graham  | WA   | 3.50/55/13.00 | 1.00/55/13.00 | 88.50  |
| 3  | Hennig Shayne    | SA   | 4.00/55/14.25 | 3.50/55/14.25 | 79.50  |
| 4  | Campbell Michael | QLD  | 3.50/55/14.25 | 3.00/55/14.25 | 78.50  |
| 5  | Macdonald Mark   | VIC  | 1.00/55/13.00 | 0.00/55/16.00 | 73.00  |
| 6  | Pigdon Murray    | NSW  | 2.00/55/13.00 | 0.00/55/18.25 | 68.00  |
| 7  | Cooper Greg      | QLD  | 5.50/55/18.25 | 4.00/55/16.00 | 63.50  |
| 8  | Quinn Mark       | QLD  | 3.00/55/18.25 | 4.00/55/18.25 | 55.00  |
| 9  | Sutherland Brett | QLD  | 2.00/55/18.25 | 3.00/55/18.25 | 53.00  |
| 10 | Smedley Brett    | VIC  | 4.00/52       | 5.00/55/18.25 | 51.00  |
| 11 | Bressington Adam | NSW  | 5.00/52       | 4.00/55/18.25 | 51.00  |
| 12 | Ryan Dave        | VIC  | 1.00/55/18.25 | 2.00/55/18.25 | 51.00  |
| 13 | Belcher Michael  | TAS  | 1.50/43       | 3.50/55/18.25 | 29.00  |
| 14 | Ito Ken          | QLD  | 2.00/55/18.25 | 2.50/43       | 28.50  |



### Over 65 Men Slalom Results

Homologation: Record capability

|   | Name           | League  | Round 1       | Round 2       | Pts    |
|---|----------------|---|---------------|---------------|--------|
| 1 | Adams John     | VIC  | 2.00/52/11.25 | 2.00/52/10.75 | 106.00 |
| 2 | Smith Peter    | VIC  | 3.50/52/14.25 | 5.00/52/14.25 | 68.50  |
| 3 | Hall David     | SA   | 1.00/52/14.25 | 1.00/52/14.25 | 62.00  |
| 4 | Adam Graeme    | NSW  | 2.00/52/16.00 | 1.50/52/16.00 | 51.50  |
| 5 | Stephen Craig  | VIC  | 5.00/52/16.00 | 1.00/43       | 30.00  |
| 6 | Copping Layton | SA   | 5.00/52       | 4.00/43       | 27.00  |
| 7 | Weston David   | SA   | 4.00/52       | 3.50/43       | 25.50  |





### Over 70 Women Slalom Results

Homologation: Record capability

|   | Name         | League  | Round 1       | Round 2       | Pts   |
|---|--------------|---|---------------|---------------|-------|
| 1 | Crisp Sue    | VIC  | 2.00/49/13.00 | 2.00/49/13.00 | 88.00 |
| 2 | Wing Bronwyn | NSW  | 0.00/37       | 2.00/37       | 2.00  |


### Over 70 Men Slalom Results

Homologation: Record capability

|   | Name              | League  | Round 1       | Round 2       | Pts   |
|---|-------------------|---|---------------|---------------|-------|
| 1 | Douglas Frederick | QLD  | 2.00/52/14.25 | 2.00/52/16.00 | 70.00 |
| 2 | Hinves Paul       | VIC  | 2.00/52       | 3.00/49       | 47.00 |
| 3 | Dietze Peter      | QLD  | 3.00/49       | 2.00/49       | 41.00 |
| 4 | Heys Brian        | VIC  | 2.00/40       | 4.50/52       | 30.50 |






### Over 75 Men Slalom Results

Homologation: Record capability

|   | Name          | League  | Round 1 | Round 2 | Pts  |
|---|---------------|---|---------|---------|------|
| 1 | Crisp Richard | VIC  | 2.00/40 | 2.00/40 | 4.00 |






### Under 10 Boys Tricks Results

Homologation: Ranking List

|   | Name          | League  | Round 1 | Round 2 | Pts  |
|---|---------------|---|---------|---------|------|
| 1 | Davis Jack    | VIC  | 1790    | 1830    | 3620 |
| 2 | Gordon Moby   | NSW  | 1420    | 1370    | 2790 |
| 3 | Wing Xander   | QLD  | 680     | 1190    | 1870 |
| 4 | Atkin Charlie | VIC  | 480     | 360     | 840  |
| 5 | Davis Charlie | VIC  | 240     | 370     | 610  |


### Under 12 Girls Tricks Results

Homologation: Ranking List

|   | Name           | League  | Round 1 | Round 2 | Pts  |
|---|----------------|---|---------|---------|------|
| 1 | Hay Evanna     | NSW  | 1600    | 2010    | 3610 |
| 2 | King Saige     | NSW  | 1940    | 420     | 2360 |
| 3 | Butler Cora    | WA   | 900     | 840     | 1740 |
| 4 | Sutton Bethany | NSW  | 810     | 910     | 1720 |
| 5 | Wing Atheniah  | QLD  | 940     | 670     | 1610 |







### Under 12 Boys Tricks Results

Homologation: Ranking List

|   | Name              | League  | Round 1 | Round 2 | Pts  |
|---|-------------------|---|---------|---------|------|
| 1 | Fletcher Mitchell | NSW  | 2060    | 1110    | 3170 |












### Under 14 Girls Tricks Results

Homologation: Ranking List

|   | Name              | League  | Round 1 | Round 2 | Pts  |
|---|-------------------|---|---------|---------|------|
| 1 | Mccarthy Sienna   | QLD  | 2380    | 2390    | 4770 |
| 2 | Cockburn Kenzie   | NSW  | 1570    | 2370    | 3940 |
| 3 | Hehir Alana       | NSW  | 1320    | 1110    | 2430 |
| 4 | Krahnert Leila    | VIC  | 830     | 710     | 1540 |
| 5 | Mitchell Makaidie | SA   | 640     | 490     | 1130 |
| 6 | Hay Aneska        | NSW  | 540     | 540     | 1080 |




### Under 14 Boys Tricks Results

Homologation: Ranking List

|    | Name            | League  | Round 1 | Round 2 | Pts  |
|----|-----------------|---|---------|---------|------|
| 1  | Dalzell Cadel   | SA     | 2400    | 2380    | 4780 |
| 2  | Cockburn Zack   | NSW   | 2330    | 2130    | 4460 |
| 3  | Belcher William | TAS  | 1370    | 2090    | 3460 |
| 4  | Cronin Oscar    | NSW  | 1730    | 1280    | 3010 |
| 5  | King Jude       | NSW  | 1640    | 1120    | 2760 |
| 6  | Kilby Harry     | VIC  | 1060    | 1340    | 2400 |
| 7  | Hough Franklin  | SA   | 1200    | 1200    | 2400 |
| 8  | Butler Hamish   | WA   | 800     | 1100    | 1900 |
| 9  | Mclean Jayden   | NSW  | 790     | 680     | 1470 |
| 10 | Blair Kasey     | NSW  | 490     | 570     | 1060 |
| 11 | Pigdon Jaxton   | NSW  | 450     | 290     | 740  |




### Under 17 Girls Tricks Results

Homologation: Ranking List

|   | Name           | League  | Round 1 | Round 2 | Pts  |
|---|----------------|---|---------|---------|------|
| 1 | Hayes Laura    | NSW  | 3170    | 3500    | 3500 |
| 2 | Bray Georgia   | VIC  | 2890    | 2950    | 2950 |
| 3 | Pollock Hannah | QLD  | 1060    | 2000    | 2000 |








### Under 17 Boys Tricks Results

Homologation: Ranking List

|   | Name          | League  | Round 1 | Round 2 | Pts  |
|---|---------------|---|---------|---------|------|
| 1 | Pigdon Nate   | NSW  | 4890    | 5290    | 5290 |
| 2 | Stone Tiger   | NSW  | 3620    | 2810    | 2810 |
| 3 | Bray Mitchell | VIC  | 3470    | 2750    | 2750 |







## Under 21 Women Tricks Results

Homologation: Ranking List

|   | Name               | League  | Round 1 | Round 2 | Pts  |
|---|--------------------|---|---------|---------|------|
| 1 | Macdonald Caitlin  | VIC  | 1690    | 3140    | 3140 |
| 2 | Cooper Georgie     | QLD  | 1180    | 2440    | 2440 |
| 3 | Richards Georgie   | NSW  | 2060    | 1790    | 1790 |
| 4 | Pigdon Georgia     | NSW  | 1390    | 1690    | 1690 |
| 5 | Bressington Billie | NSW  | 960     | 1590    | 1590 |
| 6 | Moloney Bridget    | NSW  | 1010    | 1140    | 1140 |
| 7 | Robinson Caitlyn   | NSW  | 1260    | 860     | 860  |








## Under 21 Men Tricks Results

Homologation: Ranking List

|   | Name             | League  | Round 1 | Round 2 | Pts  |
|---|------------------|---|---------|---------|------|
| 1 | O'Connor Callum  | QLD  | 4470    | 2650    | 2650 |
| 2 | Bickerton Hayden | NSW  | 1780    | 2390    | 2390 |
| 3 | Macdonald Ryan   | VIC  | 2430    | 2290    | 2290 |
| 4 | Mitchell Fyn     | SA   | 2030    | 2030    | 2030 |
| 5 | Lawes Samuel     | NSW  | 840     | 1820    | 1820 |
| 6 | Dowding Archie   | WA   | 1730    | 1380    | 1380 |









## Open Women Tricks Results

Homologation: Ranking List

|   | Name            | League  | Round 1 | Round 2 | Pts  |
|---|-----------------|---|---------|---------|------|
| 1 | Ferguson Sade   | QLD  | 3730    | 6160    | 6160 |
| 2 | Simmonds Tayla  | QLD  | 6860    | 6110    | 6110 |
| 3 | Hayes Erica     | NSW  | 5800    | 6040    | 6040 |
| 4 | Appleton Kristy | QLD  | 4740    | 5140    | 5140 |
| 5 | Lucev Holly     | WA   | 3760    | 4870    | 4870 |
| 6 | Moroney Layne   | VIC  | 3240    | 4030    | 4030 |
| 7 | Dennis Caitlin  | VIC  | 3760    | 3680    | 3680 |


## Open Men Tricks Results

Homologation: Ranking List

|   | Name             | League  | Round 1 | Round 2 | Pts  |
|---|------------------|---|---------|---------|------|
| 1 | Davis Archie     | ACT  | 7280    | 8660    | 8660 |
| 2 | Green Fletcher   | WA   | 4410    | 8190    | 8190 |
| 3 | Ashcroft Callan  | NSW  | 5010    | 7030    | 7030 |
| 4 | Butlin Lochie    | NSW  | 3410    | 6620    | 6620 |
| 5 | O'Toole Joel     | NSW  | 5830    | 5130    | 5130 |
| 6 | Crisp Patrick    | VIC  | 7500    | 5120    | 5120 |
| 7 | Saddington Jacob | VIC  | 4860    | 4510    | 4510 |
| 8 | Wallent Joshua   | SA   | 4910    | 4360    | 4360 |






## Over 21 Women Tricks Results

Homologation: Ranking List

|   | Name             | League  | Round 1 | Round 2 | Pts  |
|---|------------------|---|---------|---------|------|
| 1 | Collicoat Anthea | VIC  | 2610    | 3120    | 5730 |



### Over 21 Men Tricks Results

Homologation: Ranking List

|   | Name             | League  | Round 1 | Round 2 | Pts  |
|---|------------------|---|---------|---------|------|
| 1 | Moroney William  | VIC  | 3280    | 2170    | 5450 |
| 2 | Davis Mack       | ACT  | 1910    | 3380    | 5290 |
| 3 | Robertson Dale   | SA   | 2320    | 2430    | 4750 |
| 4 | Saddington Corey | VIC  | 2280    | 1930    | 4210 |
| 5 | Spencer Kynan    | WA   | 1340    | 2360    | 3700 |




### Over 35 Women Tricks Results

Homologation: Ranking List

|   | Name           | League  | Round 1 | Round 2 | Pts  |
|---|----------------|---|---------|---------|------|
| 1 | Gordon Cathryn | NSW  | 3720    | 4710    | 8430 |
| 2 | Pickford Katie | QLD  | 1940    | 3060    | 5000 |



### Over 35 Men Tricks Results

Homologation: Ranking List

|   | Name                  | League  | Round 1 | Round 2 | Pts   |
|---|-----------------------|---|---------|---------|-------|
| 1 | Cockburn Chris        | NSW    | 5040    | 5670    | 10710 |
| 2 | Bernatowicz Krzysztof | SA    | 2250    | 4100    | 6350  |
| 3 | Faoro Jarrod          | VIC  | 1460    | 1480    | 2940  |






### Over 45 Women Tricks Results

Homologation: Ranking List

|   | Name           | League  | Round 1 | Round 2 | Pts  |
|---|----------------|---|---------|---------|------|
| 1 | Cockburn Nicki | NSW  | 2990    | 3030    | 6020 |
| 2 | Atkinson Kelly | VIC  | 1890    | 1430    | 3320 |




### Over 45 Men Tricks Results

Homologation: Ranking List

|   | Name         | League  | Round 1 | Round 2 | Pts  |
|---|--------------|---|---------|---------|------|
| 1 | Bray Lee     | VIC  | 2810    | 2180    | 4990 |
| 2 | Craig Jamie  | NSW  | 1470    | 1340    | 2810 |
| 3 | Ayles Martin | SA   | 1310    | 760     | 2070 |
| 4 | Mcjill Ryan  | NSW  | 1080    | 950     | 2030 |
| 5 | Jensen Shane | QLD  | 510     | 950     | 1460 |





### Over 55 Women Tricks Results

Homologation: Ranking List

|   | Name              | League  | Round 1 | Round 2 | Pts  |
|---|-------------------|---|---------|---------|------|
| 1 | Buck Cherie       | NSW  | 1500    | 1290    | 2790 |
| 2 | Stephen Christine | VIC  | 770     | 770     | 1540 |
| 3 | Collins Mel       | QLD  | 380     | 290     | 670  |



### Over 55 Men Tricks Results

Homologation: Ranking List

|   | Name           | League  | Round 1 | Round 2 | Pts  |
|---|----------------|---|---------|---------|------|
| 1 | Ito Ken        | QLD  | 1240    | 1780    | 3020 |
| 2 | Smedley Brett  | VIC  | 1650    | 1350    | 3000 |
| 3 | Macdonald Mark | VIC  | 1610    | 1310    | 2920 |
| 4 | Pigdon Murray  | NSW  | 750     | 820     | 1570 |



### Over 65 Men Tricks Results

Homologation: Ranking List

|   | Name           | League  | Round 1 | Round 2 | Pts  |
|---|----------------|---|---------|---------|------|
| 1 | Smith Peter    | VIC  | 1110    | 900     | 2010 |
| 2 | Copping Layton | SA   | 580     | 660     | 1240 |


### Over 70 Women Tricks Results

Homologation: Ranking List

|   | Name         | League  | Round 1 | Round 2 | Pts  |
|---|--------------|---|---------|---------|------|
| 1 | Crisp Sue    | VIC  | 1940    | 1500    | 3440 |
| 2 | Wing Bronwyn | NSW  | 450     | 470     | 920  |



### Over 75 Men Tricks Results

Homologation: Ranking List

|   | Name          | League  | Round 1 | Round 2 | Pts  |
|---|---------------|---|---------|---------|------|
| 1 | Crisp Richard | VIC  | 870     | 610     | 1480 |


### Under 12 Girls Jump Results

Homologation: Ranking List

|   | Name       | League  | Round 1 | Round 2 | Pts  |
|---|------------|---|---------|---------|------|
| 1 | Hay Evanna | NSW  | 19.7m   | 20.6m   | 40.3 |
| 2 | King Saige | NSW  | 14.4m   | 12.3m   | 26.7 |




### Under 12 Boys Jump Results

Homologation: Ranking List

|   | Name              | League  | Round 1 | Round 2 | Pts  |
|---|-------------------|---|---------|---------|------|
| 1 | Fletcher Mitchell | NSW  | 28.0m   | 28.3m   | 56.3 |










### Under 14 Girls Jump Results

Homologation: Ranking List

|   | Name            | League  | Round 1 | Round 2 | Pts  |
|---|-----------------|---|---------|---------|------|
| 1 | Hehir Alana     | NSW  | 18.3m   | 18.3m   | 36.6 |
| 2 | Mccarthy Sienna | QLD  | 14.2m   | 13.9m   | 28.1 |
| 3 | Cockburn Kenzie | NSW  | 12.0m   | 11.9m   | 23.9 |






## Under 14 Boys Jump Results

Homologation: [Ranking List](#)

|   | Name            | League  | Round 1 | Round 2 | Pts  |
|---|-----------------|---|---------|---------|------|
| 1 | Kilby Harry     | VIC  | 29.2m   | 26.3m   | 55.5 |
| 2 | Belcher William | TAS  | 28.0m   | 27.2m   | 55.2 |
| 3 | Dalzell Cadel   | SA   | 26.5m   | 27.5m   | 54.0 |
| 4 | King Jude       | NSW  | 25.8m   | 25.5m   | 51.3 |
| 5 | Cronin Oscar    | NSW  | 25.8m   | 25.4m   | 51.2 |
| 6 | Hough Franklin  | SA   | 20.1m   | 20.8m   | 40.9 |
| 7 | Pigdon Jaxton   | NSW  | 18.7m   | 20.3m   | 39.0 |
| 8 | Butler Hamish   | WA   | 17.1m   | 18.9m   | 36.0 |
| 9 | Blair Kasey     | NSW  | 16.4m   | 16.5m   | 32.9 |




## Under 17 Girls Jump Results

Homologation: [Ranking List](#)

|   | Name              | League  | Round 1 | Round 2 | Pts  |
|---|-------------------|---|---------|---------|------|
| 1 | Kilby Emma        | VIC  | 23.8m   | 24.1m   | 24.1 |
| 2 | Bressington Poppy | NSW  | 23.1m   | 23.0m   | 23.0 |
| 3 | Bray Georgia      | VIC  | 22.2m   | 21.5m   | 21.5 |
| 4 | Hayes Laura       | NSW  | 21.2m   | 20.8m   | 20.8 |
| 5 | Pollock Hannah    | QLD  | 17.9m   | 19.1m   | 19.1 |






## Under 17 Boys Jump Results

Homologation: [Ranking List](#)

|   | Name           | League  | Round 1 | Round 2 | Pts  |
|---|----------------|---|---------|---------|------|
| 1 | Pigdon Nate    | NSW  | 46.9m   | 47.4m   | 47.4 |
| 2 | Bray Mitchell  | VIC  | 34.0m   | 33.2m   | 33.2 |
| 3 | Dowding Archie | WA   | 27.2m   | 26.7m   | 26.7 |



## Under 21 Women Jump Results

Homologation: [Ranking List](#)

|   | Name              | League  | Round 1 | Round 2 | Pts  |
|---|-------------------|---|---------|---------|------|
| 1 | Pigdon Georgia    | NSW  | 0.00m   | 24.1m   | 24.1 |
| 2 | Robinson Caitlyn  | NSW  | 22.5m   | 23.6m   | 23.6 |
| 3 | Richards Georgie  | NSW  | 21.6m   | 22.1m   | 22.1 |
| 4 | Macdonald Caitlin | VIC  | 19.5m   | 19.4m   | 19.4 |
| 5 | Moloney Bridget   | NSW  | 18.9m   | 16.5m   | 16.5 |







## Under 21 Men Jump Results

Homologation: [Ranking List](#)

|   | Name            | League  | Round 1 | Round 2 | Pts  |
|---|-----------------|---|---------|---------|------|
| 1 | O'Connor Callum | QLD  | 36.3m   | 38.4m   | 38.4 |
| 2 | Macdonald Ryan  | VIC  | 33.0m   | 33.1m   | 33.1 |











## Open Women Jump Results

Homologation: Ranking List

|   | Name              | League  | Round 1 | Round 2 | Pts  |
|---|-------------------|---|---------|---------|------|
| 1 | Ferguson Sade     | QLD  | 46.1m   | 46.2m   | 46.2 |
| 2 | Appleton Kristy   | QLD  | 42.0m   | 44.8m   | 44.8 |
| 3 | Moroney Layne     | VIC  | 33.5m   | 33.1m   | 33.1 |
| 4 | Colliccoat Anthea | VIC  | 29.6m   | 31.8m   | 31.8 |
| 5 | Dennis Caitlin    | VIC  | 27.8m   | 28.4m   | 28.4 |
| 6 | Hayes Erica       | NSW  | 21.1m   | 25.5m   | 25.5 |


## Open Men Jump Results

Homologation: Ranking List

|    | Name             | League  | Round 1 | Round 2 | Pts  |
|----|------------------|---|---------|---------|------|
| 1  | Wallent Joshua   | SA     | 57.5m   | 64.1m   | 64.1 |
| 2  | Davis Archie     | ACT    | 61.8m   | 59.5m   | 59.5 |
| 3  | Ashcroft Callan  | NSW    | 56.6m   | 55.9m   | 55.9 |
| 4  | O'Toole Joel     | NSW    | 53.7m   | 55.3m   | 55.3 |
| 5  | Saddington Corey | VIC    | 53.0m   | 54.8m   | 54.8 |
| 6  | Cosgriff Ben     | VIC    | 0.00m   | 51.3m   | 51.3 |
| 7  | Butlin Lochie    | NSW    | 49.2m   | 49.3m   | 49.3 |
| 8  | Saddington Jacob | VIC    | 50.5m   | 45.8m   | 45.8 |
| 9  | Green Fletcher   | WA    | 42.4m   | 45.1m   | 45.1 |
| 10 | Bickerton Hayden | NSW  | 44.2m   | 44.7m   | 44.7 |



## Over 21 Men Jump Results

Homologation: Ranking List

|   | Name           | League   | Round 1 | Round 2 | Pts  |
|---|----------------|--|---------|---------|------|
| 1 | Robertson Dale | SA  | 23.5m   | 25.8m   | 49.3 |



## Over 35 Men Jump Results

Homologation: Ranking List

|   | Name                  | League  | Round 1 | Round 2 | Pts  |
|---|-----------------------|---|---------|---------|------|
| 1 | Faoro Jarrod          | VIC  | 40.7m   | 42.0m   | 82.7 |
| 2 | Bernatowicz Krzysztof | SA   | 37.7m   | 39.4m   | 77.1 |


## Over 45 Men Jump Results

Homologation: Ranking List

|   | Name         | League  | Round 1 | Round 2 | Pts  |
|---|--------------|---|---------|---------|------|
| 1 | Craig Jamie  | NSW  | 26.3m   | 26.2m   | 52.5 |
| 2 | Jensen Shane | QLD  | 0.00m   | 14.7m   | 14.7 |



## Over 55 Women Jump Results

Homologation: Ranking List

|   | Name        | League  | Round 1 | Round 2 | Pts  |
|---|-------------|---|---------|---------|------|
| 1 | Collins Mel | QLD  | 20.4m   | 20.7m   | 41.1 |


### Over 55 Men Jump Results

Homologation: Ranking List






|   | Name           | League  | Round 1 | Round 2 | Pts  |
|---|----------------|---|---------|---------|------|
| 1 | Ito Ken        | QLD  | 28.6m   | 27.7m   | 56.3 |
| 2 | Macdonald Mark | VIC  | 33.2m   | 0.00m   | 33.2 |

### Over 65 Men Jump Results



Homologation: Ranking List

|   | Name        | League  | Round 1 | Round 2 | Pts  |
|---|-------------|---|---------|---------|------|
| 1 | Smith Peter | VIC  | 24.8m   | 23.1m   | 47.9 |


### Under 10 Boys Overall Results

|   | Name          | League   | Slalom | Tricks | Jump    |
|---|---------------|--|--------|--------|---------|
| 1 | Davis Jack    | VIC   | 950.82 | 457.50 | 1408.32 |
| 2 | Gordon Moby   | NSW   | 704.92 | 355.00 | 1059.92 |
| 3 | Wing Xander   | *QLD  | 377.05 | 297.50 | 674.55  |
| 4 | Davis Charlie | VIC   | 524.59 | 92.50  | 617.09  |
| 5 | Atkin Charlie | VIC   | 442.62 | 120.00 | 562.62  |




### Under 12 Girls Overall Results

|   | Name       | League  | Slalom | Tricks | Jump   |
|---|------------|---|--------|--------|--------|
| 1 | Hay Evanna | NSW  | 717.74 | 502.50 | 936.36 |
| 2 | King Saige | NSW  | 790.32 | 485.00 | 654.55 |










### Under 12 Boys Overall Results

|   | Name              | League  | Slalom | Tricks | Jump   |
|---|-------------------|---|--------|--------|--------|
| 1 | Fletcher Mitchell | NSW  | 875.00 | 412.00 | 943.33 |




### Under 14 Girls Overall Results

|   | Name            | League  | Slalom | Tricks | Jump   |
|---|-----------------|---|--------|--------|--------|
| 1 | Hehir Alana     | NSW  | 705.36 | 249.06 | 565.00 |
| 2 | Mccarthy Sienna | QLD  | 696.43 | 450.94 | 360.00 |
| 3 | Cockburn Kenzie | NSW  | 473.21 | 447.17 | 250.00 |



### Under 14 Boys Overall Results

|   | Name            | League  | Slalom | Tricks | Jump   |         |
|---|-----------------|---|--------|--------|--------|---------|
| 1 | Belcher William | TAS  | 857.14 | 315.23 | 711.46 | 1883.83 |
| 2 | Dalzell Cadel   | SA   | 794.64 | 361.99 | 691.70 | 1848.33 |
| 3 | Cronin Oscar    | NSW  | 785.71 | 260.94 | 624.51 | 1671.16 |
| 4 | King Jude       | NSW  | 767.86 | 247.36 | 624.51 | 1639.73 |
| 5 | Kilby Harry     | VIC  | 553.57 | 202.11 | 758.89 | 1514.57 |
| 6 | Hough Franklin  | SA   | 571.43 | 181.00 | 426.88 | 1179.31 |
| 7 | Butler Hamish   | WA   | 455.36 | 165.91 | 351.78 | 973.05  |
| 8 | Pigdon Jaxton   | NSW  | 464.29 | 67.87  | 407.11 | 939.27  |
| 9 | Blair Kasey     | NSW  | 294.64 | 85.97  | 256.92 | 637.53  |






### Under 17 Girls Overall Results

|   | Name           | League  | Slalom | Tricks | Jump   |         |
|---|----------------|---|--------|--------|--------|---------|
| 1 | Hayes Laura    | NSW  | 500.00 | 335.25 | 248.48 | 1083.73 |
| 2 | Pollock Hannah | QLD  | 620.00 | 191.57 | 184.85 | 996.42  |
| 3 | Bray Georgia   | VIC  | 420.00 | 282.57 | 278.79 | 981.36  |



### Under 17 Boys Overall Results

|   | Name          | League  | Slalom | Tricks | Jump   |         |
|---|---------------|---|--------|--------|--------|---------|
| 1 | Pigdon Nate   | NSW  | 554.55 | 439.00 | 700.77 | 1694.32 |
| 2 | Bray Mitchell | VIC  | 618.18 | 287.97 | 358.06 | 1264.21 |

### Under 21 Women Overall Results

|   | Name              | League  | Slalom | Tricks | Jump   |        |
|---|-------------------|---|--------|--------|--------|--------|
| 1 | Macdonald Caitlin | VIC  | 529.91 | 278.86 | 57.74  | 866.51 |
| 2 | Richards Georgie  | NSW  | 418.80 | 182.95 | 117.78 | 719.53 |
| 3 | Robinson Caitlyn  | NSW  | 350.43 | 111.90 | 152.42 | 614.75 |
| 4 | Pigdon Georgia    | NSW  | 273.50 | 150.09 | 163.97 | 587.56 |
| 5 | Moloney Bridget   | NSW  | 294.87 | 101.24 | 43.88  | 439.99 |










### Under 21 Men Overall Results

|   | Name            | League  | Slalom | Tricks | Jump   |         |
|---|-----------------|---|--------|--------|--------|---------|
| 1 | O'Connor Callum | QLD  | 624.00 | 355.61 | 255.73 | 1235.34 |
| 2 | Macdonald Ryan  | VIC  | 608.00 | 193.32 | 154.58 | 955.90  |


### Open Women Overall Results

|   | Name              | League  | Slalom | Tricks | Jump   |         |
|---|-------------------|---|--------|--------|--------|---------|
| 1 | Ferguson Sade     | QLD  | 880.34 | 547.07 | 674.36 | 2101.77 |
| 2 | Appleton Kristy   | QLD  | 700.85 | 456.48 | 642.03 | 1799.36 |
| 3 | Hayes Erica       | NSW  | 666.67 | 536.41 | 196.30 | 1399.38 |
| 4 | Moroney Layne     | VIC  | 658.12 | 357.90 | 381.06 | 1397.08 |
| 5 | Dennis Caitlin    | VIC  | 632.48 | 333.93 | 263.28 | 1229.69 |
| 6 | Colliccoat Anthea | VIC  | 444.44 | 277.09 | 341.80 | 1063.33 |



### Open Men Overall Results

|   | Name             | League   | Slalom | Tricks | Jump   |         |
|---|------------------|--|--------|--------|--------|---------|
| 1 | Davis Archie     | ACT   | 744.00 | 688.94 | 702.29 | 2135.23 |
| 2 | Wallent Joshua   | SA    | 736.00 | 390.61 | 746.18 | 1872.79 |
| 3 | Ashcroft Callan  | NSW   | 640.00 | 559.27 | 603.05 | 1802.32 |
| 4 | Green Fletcher   | WA    | 720.00 | 651.55 | 383.59 | 1755.14 |
| 5 | O'Toole Joel     | NSW   | 632.00 | 463.80 | 578.24 | 1674.04 |
| 6 | Butlin Lochie    | NSW   | 624.00 | 526.65 | 463.74 | 1614.39 |
| 7 | Saddington Corey | *VIC  | 832.00 | 181.38 | 568.70 | 1582.08 |
| 8 | Saddington Jacob | VIC   | 624.00 | 386.63 | 486.64 | 1497.27 |
| 9 | Bickerton Hayden | NSW   | 632.00 | 190.14 | 375.95 | 1198.09 |



### Over 21 Men Overall Results

|   | Name           | League   | Slalom | Tricks | Jump  |        |
|---|----------------|--|--------|--------|-------|--------|
| 1 | Robertson Dale | SA  | 384.00 | 193.32 | 15.27 | 592.59 |


### Over 35 Men Overall Results

|   | Name                  | League  | Slalom | Tricks | Jump   |         |
|---|-----------------------|---|--------|--------|--------|---------|
| 1 | Bernatowicz Krzysztof | SA   | 765.31 | 369.37 | 476.66 | 1611.34 |
| 2 | Faoro Jarrod          | VIC  | 632.65 | 133.33 | 540.54 | 1306.52 |



### Over 45 Men Overall Results

|   | Name         | League  | Slalom | Tricks | Jump   |         |
|---|--------------|---|--------|--------|--------|---------|
| 1 | Craig Jamie  | NSW  | 745.10 | 272.22 | 297.37 | 1314.69 |
| 2 | Jensen Shane | QLD  | 421.57 | 175.93 | 0.00   | 597.50  |


### Over 55 Women Overall Results

|   | Name        | League  | Slalom | Tricks | Jump   |         |
|---|-------------|---|--------|--------|--------|---------|
| 1 | Collins Mel | QLD  | 741.94 | 102.70 | 652.28 | 1496.92 |



### Over 55 Men Overall Results

|   | Name           | League  | Slalom | Tricks | Jump   |         |
|---|----------------|---|--------|--------|--------|---------|
| 1 | Macdonald Mark | VIC  | 728.81 | 503.12 | 644.44 | 1876.37 |
| 2 | Ito Ken        | QLD  | 440.68 | 556.25 | 516.67 | 1513.60 |


### Over 65 Men Overall Results

|   | Name        | League  | Slalom | Tricks | Jump   |         |
|---|-------------|---|--------|--------|--------|---------|
| 1 | Smith Peter | VIC  | 732.14 | 370.00 | 751.52 | 1853.66 |

### Over 70 Women Overall Results

|   | Name         | League   | Slalom  | Tricks  | Jump |         |
|---|--------------|--|---------|---------|------|---------|
| 1 | Crisp Sue    | VIC   | 1294.12 | 1108.57 |      | 2402.69 |
| 2 | Wing Bronwyn | *NSW  | 58.82   | 268.57  |      | 327.39  |

### Over 75 Men Overall Results

|   | Name          | League  | Slalom | Tricks | Jump |        |
|---|---------------|---|--------|--------|------|--------|
| 1 | Crisp Richard | VIC  | 45.45  | 435.00 |      | 480.45 |

Chief Judge

Homologator

Scorer